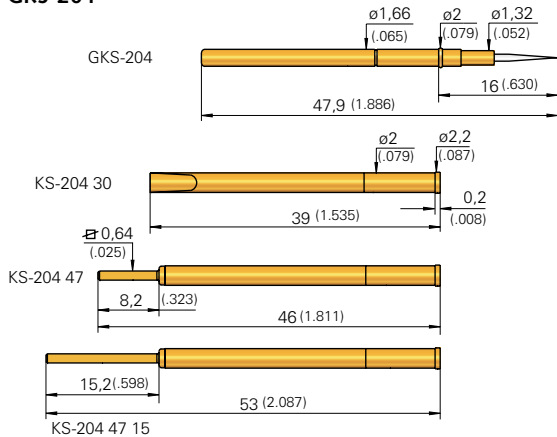


**Grid:**  
 ≥ 2,54 mm  
 ≥ 100 Mil

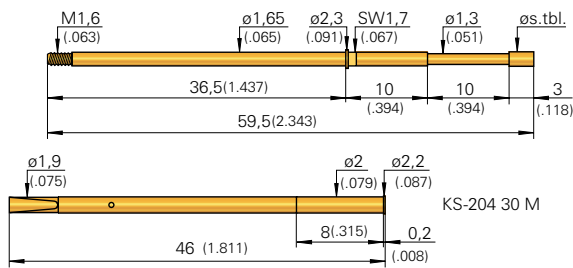
**Installation Height:** 16/18/23 mm (.630/ .709/ .906)  
**Recommended Stroke:** 8,0 mm (.315)

### Mounting and Functional Dimensions

#### GKS-204



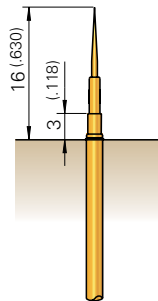
#### GKS-204 ... M



#### Collar Height and Installation Height

To adjust the Installation Height of the Tip (dimension without Receptacle), use Test Probes with alternative Collar Heights.

Collar Height	Installation Height (without Receptacle)
03	16,0 mm (.630)
05	18,0 mm (.709)
10	23,0 mm (.906)
10 M (with KS)	23,0 mm (.906)



#### Mechanical Data

**Working Stroke:** 8,0 mm (.315)  
**Maximum Stroke:** 10,0 mm (.394)  
**Spring Force at Work. Stroke:** 1,5 N (5.4oz)  
**alternative:** 0,8 N (2.9oz); 3,0 N (10.8oz)

#### Electrical Data

**Current Rating:** 5 - 8 A  
**R<sub>i</sub> typical:** < 20 mΩ

#### Materials

**Plunger:** BeCu or Steel, gold-plated, rhodium- or chemically nickel-plated  
**Barrel:** Nickel-Silver or Brass, gold-plated  
**Spring:** Steel, gold-plated  
**Receptacle:** Brass, gold-plated

#### Mounting Hole Size

**KS-112, see Page 50**  
**for KS-204 30 M:** ∅ 1,99 mm (.0783)

### Available Tip Styles

Material	Tip Style	Plating	Further Versions	
			∅	∅ (inch)
2 01		R	∅ 1,30 (.051)	
3 02		A	∅ 1,80 (.071)	
3 03		A	∅ 1,80 (.071)	
2 04		A	∅ 1,30 (.051)	
3 05		A	∅ 1,30 (.051)	
2 06		R	∅ 1,80 (.071)	
2 07		A	∅ 1,30 (.051)	
2 09*		N	∅ 0,70 (.028)	0,70 G (.028)
2 14		A	∅ 1,30 (.051)	
2 15*		A	∅ 1,80 (.071)	
2 24		R	∅ 2,00 (.079)	
2 91		N	∅ 1,30 (.051)	1,30 (.051)
2 93		A	∅ 1,60 (.063)	

\* pressed-in Steel Tip in Base Plunger made of Brass

#### Note:

GKS-204 ... M will be screwed into Receptacle KS-204 30 M using special Tools (see Page 170).

**Recommended Screw-in Torque:**  
 Min.: 3 Ncm / Max.: 5 Ncm

#### Tools:

Insertion and Extraction Tools for GKS and KS see Page 118.

### Ordering Example

Series	Tip Material	Tip Style	Tip Diameter (1/100 mm)	Plating	Spring Force (dN)	Collar Height (mm)	Type (alternative "M")
G K S	2 = Steel 3 = BeCu	2 0 4	1 3 0	A = Gold R = Rhodium N = Nickel	1 5	0 3	
Receptacles:		KS - 2 0 4 4 7	KS - 2 0 4 4 7 1 5	KS - 2 0 4 3 0			
Receptacle for Screw-in Version:		KS - 2 0 4 3 0 M					

Test Probe:

Receptacles:

Receptacle for Screw-in Version: