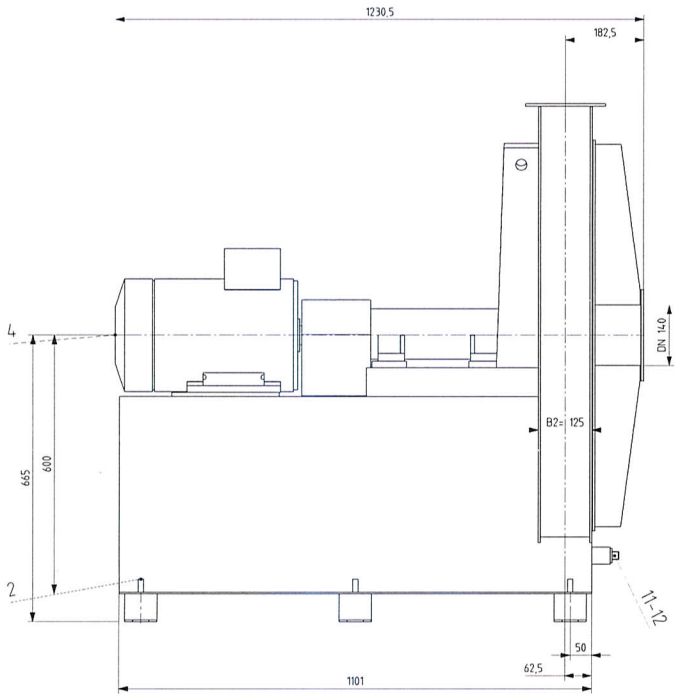

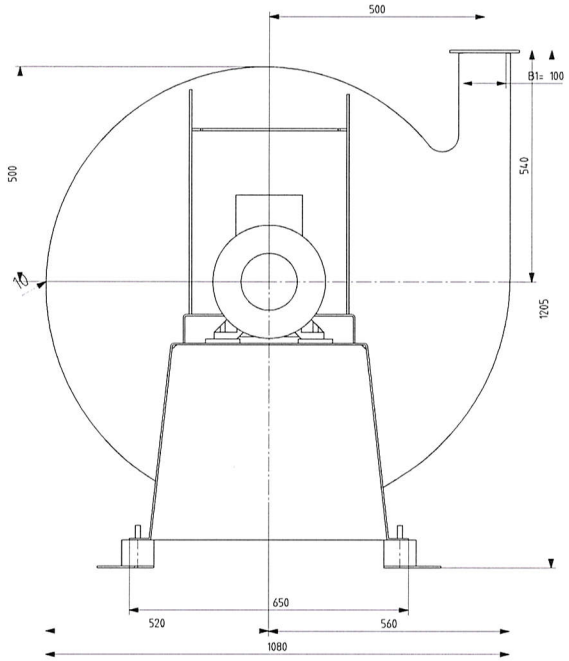

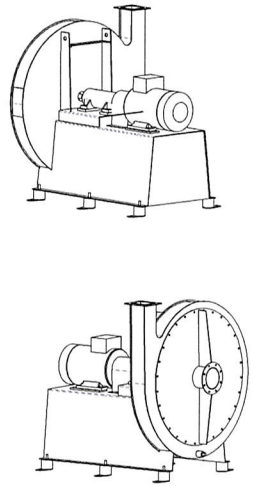

Fundamentplan

foundation layout

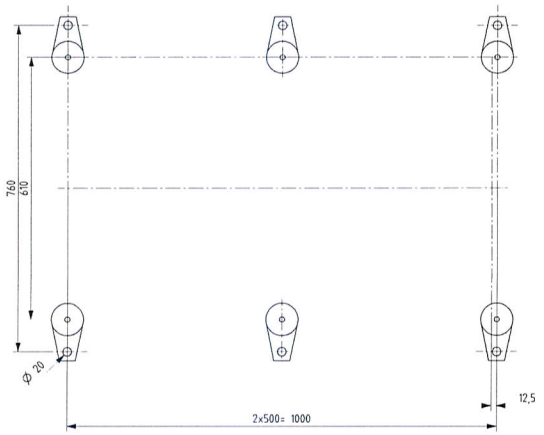

Anschlussflansche

connection flanges

B1xB2 = 100x125
DIN 24193 R3
t=6
(M.:1.5)

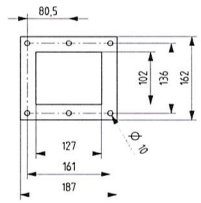

DN = 140
DIN 24154 R2
t=6
(M.: 1.5)

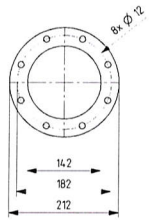

25		/			
24		/			
23		/			
22		/			
21		/			
20		/			
19		/			
18		/			
17		/			
16		/			
15		/			
14		/			
13		/			
12		/			
11	1	Kondensatablassstutzen / drain	KAG100-100000		0,34
10	1	Inspektionsoeffnung / inspection opening	IOG301-006000		0,21
9		/			
8		/			
7		/			
6		/			
5		/			
4	1	Motor / motor			57
3		/			
2	6	Schwingmetallpuffer / anti-vibration mounts	SPZ423-075055		0,6
1	1	Ventilator / fan	KXE100-001030-00		192,2

Diese CAD-Zeichnung darf nicht handschriftlich gegeändert werden!