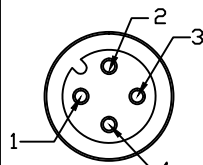


FEMALE INSERT
FRONT VIEW



- 1 BROWN
- 2 BLACK
- 3 BLUE
- 4 WHITE

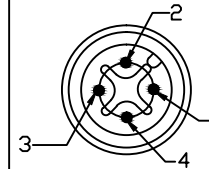
SAP P/N #

ENGINEERING P/N

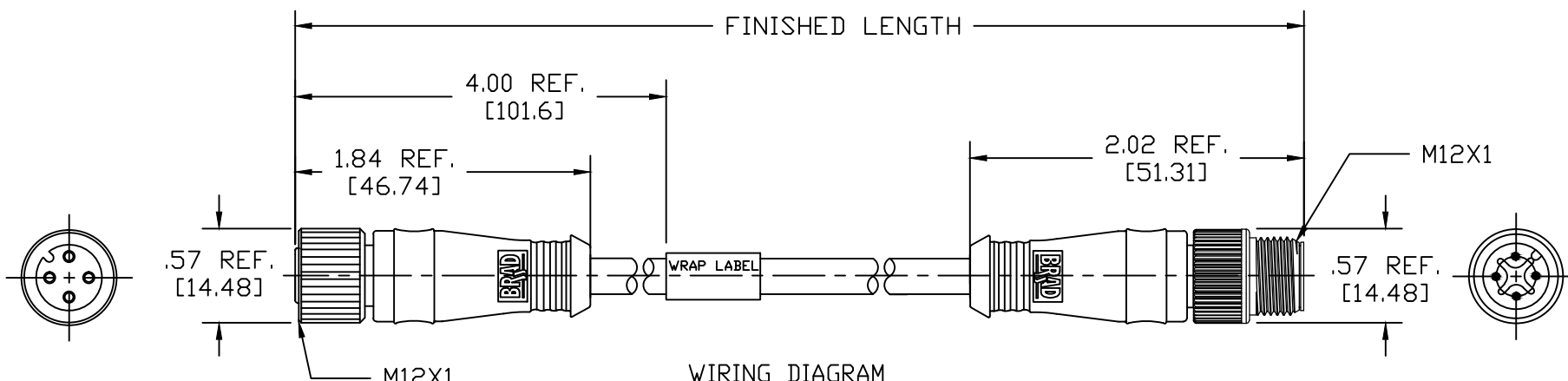
FINISHED LENGTH

1200662110	120066-2110-M020	6.56' (2.0M)
1200662111	120066-2110-M050	16.40' (5.0M)
1200662112	120066-2110-M080	26.25' (8.0M)
1200662113	120066-2110-M100	32.81' (10M)
1200662114	120066-2110-M120	39.37' (12M)
1200662115	120066-2110-M140	45.93' (14M)
1200662116	120066-2110-M160	52.49' (16M)

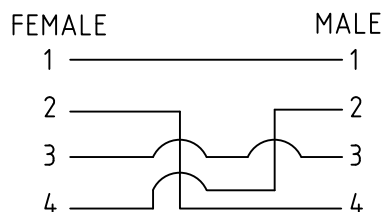
MALE INSERT
FRONT VIEW



- 1 BROWN
- 2 WHITE
- 3 BLUE
- 4 BLACK



WIRING DIAGRAM



120066-2110-M020

CABLE LENGTH
M020 - 2 METER

MECHANICAL
 CONTACT : GOLD/NICKEL OVER COPPER ALLOY
 INSERT : BLACK NYLON
 O-RING: RED VITON
 COUPLING NUT: E-COATED ZINC DIE CAST
 MOLDED BODY: YELLOW TPE
 CABLE: 18 AWG 4 CONDUCTORS YELLOW TPE JACKET

ELECTRICAL
 VOLTAGE RATING: 250V AC/DC
 AMPERAGE: 4A

ENVIRONMENTAL
 PROTECTION: IP67 (WHEN MATED)

ADDED PIN TABLE EC NO: ICG2019-0056 DRWN: CCHRSTK 2018/08/02 CHKD: RSTONE 2018/08/03 APPR: BWOODMAN	QUALITY SYMBOLS ▽=0 ▽C=0	GENERAL TOLERANCES (UNLESS SPECIFIED)		DIMENSION STYLE IN/MM		SCALE NTS	DESIGN UNITS INCH	THIRD ANGLE PROJECTION	
			mm	INCH	DRAWN BY CCHRSTK	DATE 2018/08/02	TITLE MICRO CHANGE ASSEMBLY 4-POLE MALE/FEMALE ST/ST 18/4 AWG YLW TPE		
		4 PLACES	±---	±---	CHECKED BY RSTONE	DATE 2018/08/03	MOLEX INCORPORATED		
		3 PLACES	±---	±---	APPROVED BY	DATE	DOCUMENT NO. SD-120066-064		
2 PLACES	±---	±---	ANGULAR ±---°		MATERIAL NO. SEE TABLE	SHEET NO. 1 OF 1			
1 PLACE	±---	±---	DRAFT WHERE APPLICABLE MUST REMAIN WITHIN DIMENSIONS		THIS DRAWING CONTAINS INFORMATION THAT IS PROPRIETARY TO MOLEX INCORPORATED AND SHOULD NOT BE USED WITHOUT WRITTEN PERMISSION				