

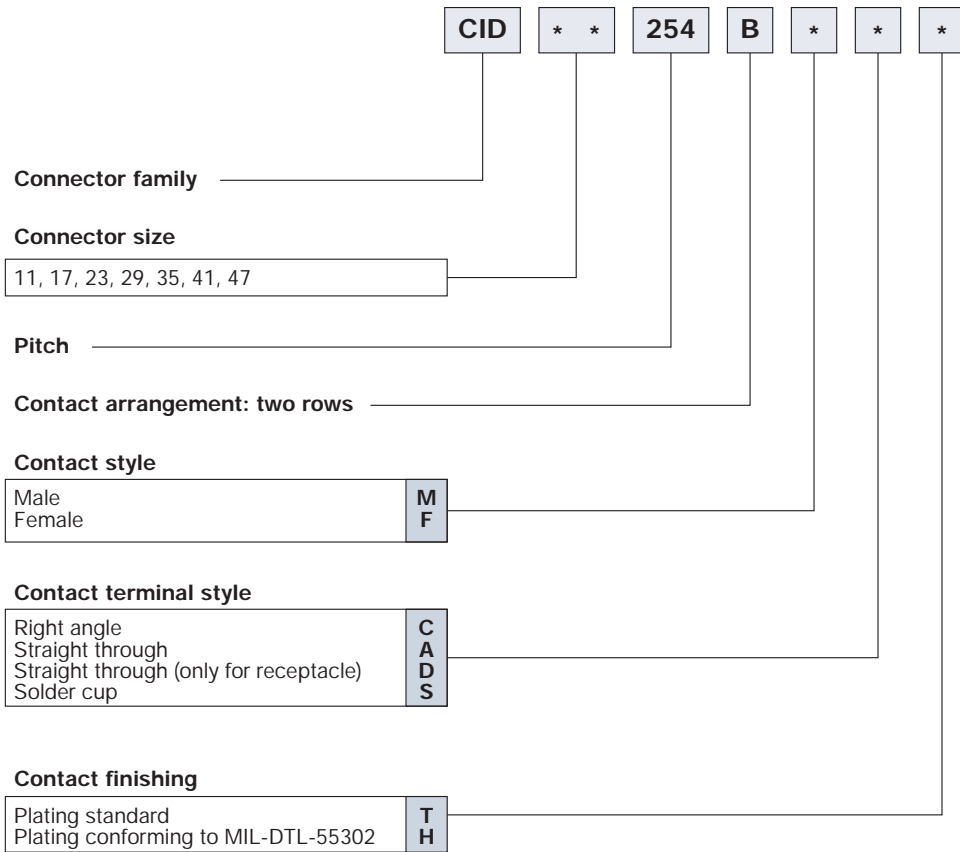
2 Contact Row PCB to Cable Connectors

- Offset grid contact layout, two contact rows within dielectric connector body, 5.08 mm center-to-center contact spacing.
- 1.5 mm nominal pin DIA contact size; 11 to 47 contact positions; right angle, straight thru and solder cup termination styles.
- High shock and vibration proof.
- Conforms to NF-C 93 421, HE704 general requirements.
- For Industrial and Mass Transit applications.
- 23, 29, 47 ways available in thermoplastic material as special version (ask to the factory)

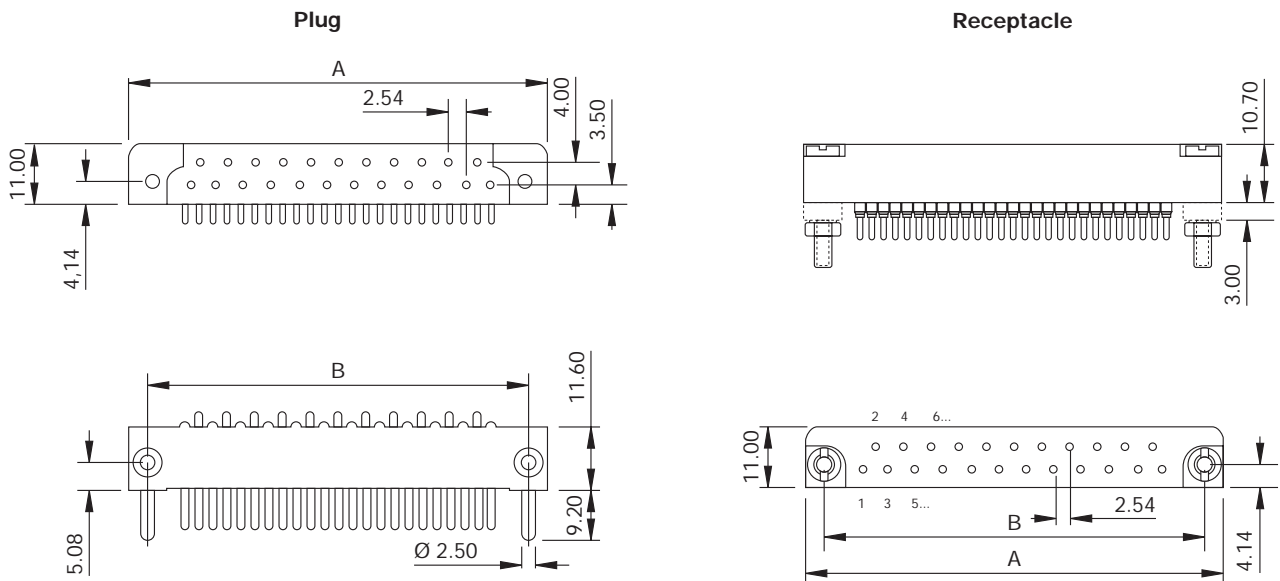
Technical Characteristics

Contact Number	11 to 47
Contact Diameter	1.5 mm nominal pin DIA
Current Rating	8A
Contact Life Cycle	>100000
Dielectric Withstanding Voltage	2000 VRMS – sea level
Temperature Range	-55 °C to +125 °C
Insulation Resistance	>10 ⁶ MΩ at 500 V d.c.
Insulator	DAP 5553 blue / PE (special version)
Contact Plating - Material - Plating	Brass Gold
Contact Resistance	≤2.5 mΩ

Ordering Information



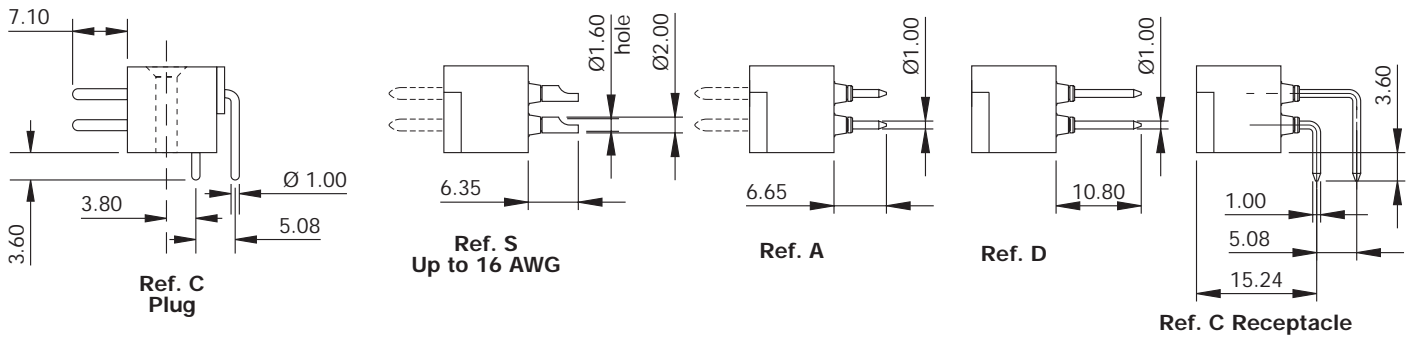
Plug & Receptacle



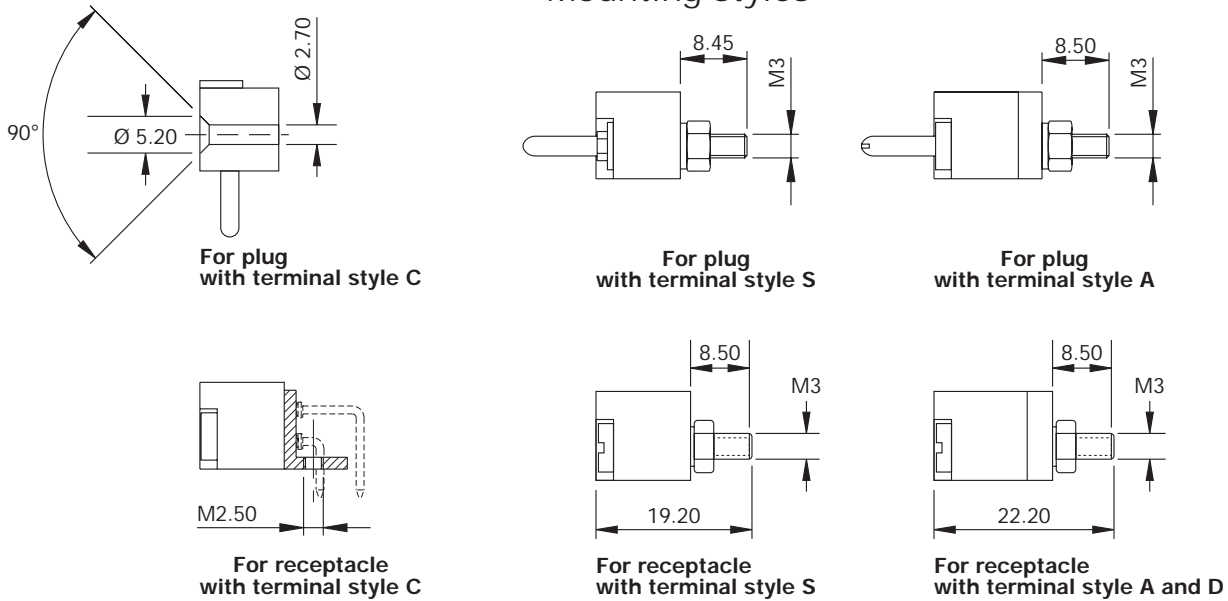
No of contact	11	17	23	29	35	41	47
A	46.00	61.25	76.5	91.7	106.95	122.2	137.3
B	38.96	54.2	69.44	84.68	99.92	115.16	130.4

Dimensions are in mm

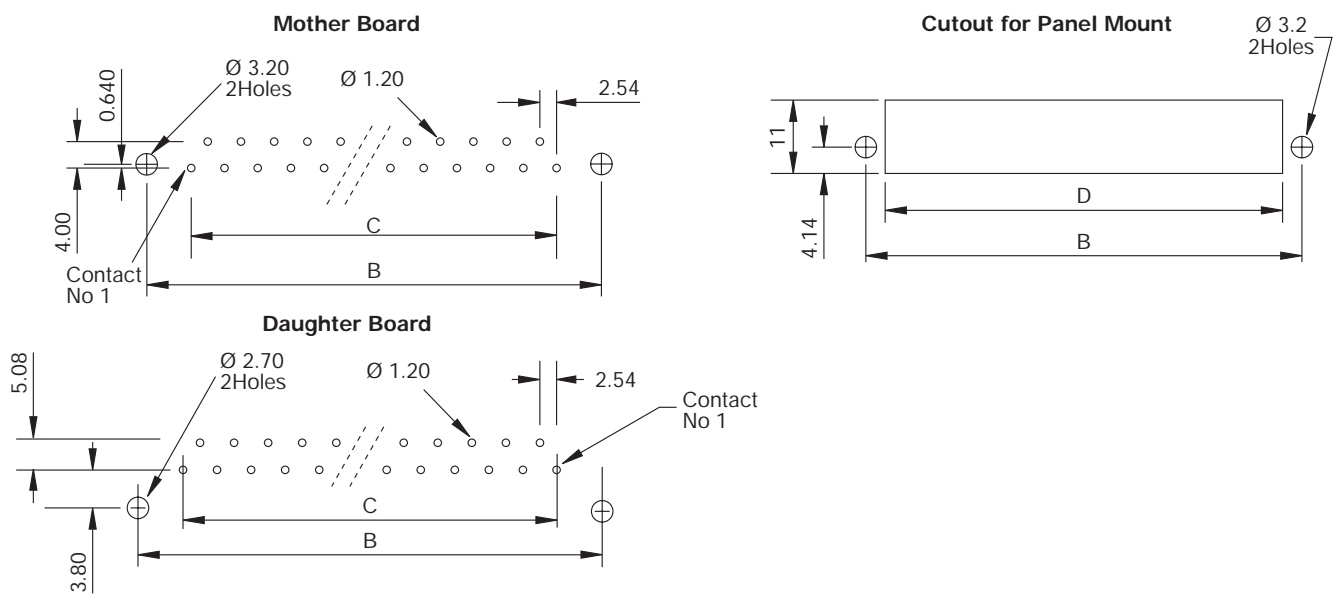
Terminal styles



Mounting styles



Mounting dimensions



No of contact	11	17	23	29	35	41	47
B	38.96	54.2	69.44	84.68	99.92	115.16	130.4
C	25.40	40.64	55.88	71.12	86.36	101.60	116.84
D	33	48	63.40	78.70	94	109	124

Dimensions are in mm