

HEMOMATIK Sweden

Liquid level switch

Art.nr.
HMDHI-V

V=..... mm

Drawing nr.
HMDHI-V

Rev.
2

Approved
P.L. 930611

Scale
1:2

Date
921022

Sign.
MEM

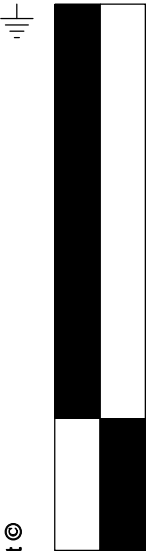
For switchpointmm, see label

Rev. date
060517

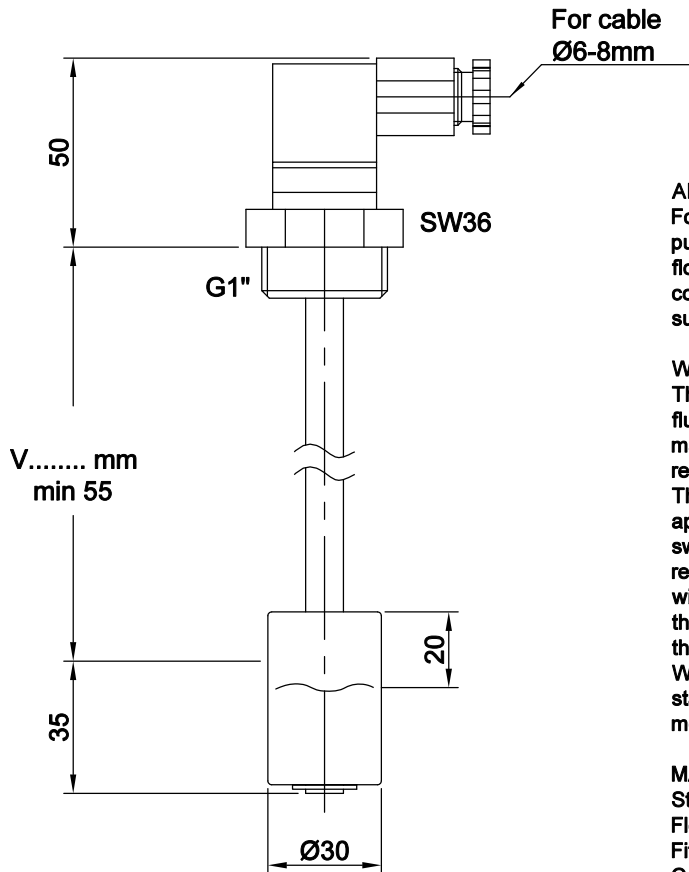


Ground

2 1 3



Rights to the design and drawing belongs to HEMOMATIK Sweden, copyright ©



APPLICATION

For sensing off liquid levels to activate pumps or valves via relays or PCs, a floatswitch works equally well with conductive as with non-conductive fluids such as oils.

WORKING PRINCIPLE

The float contains a magnet. It follows the fluid along the stem. The stem is a non magnetic material with 1 to 5 built-in reedswitches.

The magnet activates each reedswitch for aprox. 10 mm. This is called a passing switch. To assure that the contact status remains unchanged the stem is provided with a stop ring below respectively above the float. This allows to determine whether the level is rising or falling.

We have chosen to define the contact status with empty tank and with the thread mounted in the upwards position.

MATERIALS

Stem : Brass
Float : Buna-N (nitrofuel)
Fitting : POM-C
Connector : DIN 43650
Temp. range : Oil -40...+100°C (no freeze)

CONTACT SYMBOLS

S = means NC low, NO going upwards
O = means NO low, NC going upwards
V = change over

PROTECTION DEGREE

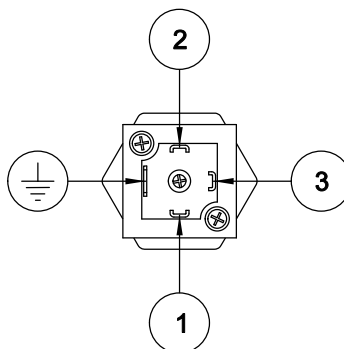
Connector : IP67
Stem : IP68

ELECTRICAL DATA

Contact rating *	60 VA
Voltage	3-230 VAC/DC
max current	1 A

* = resistive load

No ground = max 50 V



= Switch closed

= Switch open

Note. Above values are for resistive loads. Mechanical life is 30 millions.

Use series resistor for lamp load, or other suitable protection for inductive loads if the rating is higher than 1/10 of the values above.