

CMC-B

Capacitor contactors



Description

CMC-B series are contactors adjusted for switching single-step or multiple step capacitor banks. They have high operating times and a high electrical endurance that make the most robust and durable contactors.

Applications

They are installed in switching single-step or multiple step capacitor banks.

Technical features

Electrical features	Operating voltage	230...690 V	
	Frequency	50 / 60 Hz	
	Rated operational current @ 400 V	11...116 A	
	Coil voltage	230 V 50-60 Hz	
	Coil voltage tolerance	0,85...1,1 U _n	
	Rated impulse withstand voltage	8 kV	
	Frequency of switching operations (break operation: 15 s)	240/h for CMC-7,5B - CMC-12B 120/h for CMC-20B 100/h for CMC-32B to CMC-150B	
	Contact endurance (break operation: 15 s)	200.000 for CMC-7,5B, CMC-40B 100.000 for CMC-75B to CMC-150B	
	Build features	Insulation rating	690...1000 V
		Protection Degree	IP 00
Auxiliary contacts	Type	NC x2	
Environmental conditions	Working temperature	-25...+55 °C	
	Relative Humidity	5...95% without condensation	
	Altitude	2000 m	
Standards	IEC 60947-4-1, VDE 0660		

References

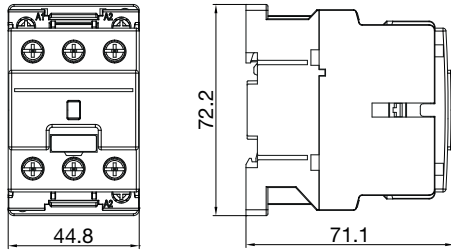
Type	Code	Maximum operation power (kvar)				Dumping resistors
		230 V	400-440-480 V	500-550 V	660-690 V	
CMC-7,5B	R281A5	4	7,5	9	11	not available
CMC-12B	R281A6	6,7	12,5	15	18	included
CMC-20B	R281A4	11	20	24	30	included
CMC-32B	R281A8	14	25	30	35	included
CMC-40B	R281A1	20	30	35	40	included
CMC-75B	R281A9	29	50	60	70	included
CMC-85B	R281A3	32	60	70	80	included
CMC-150B	R281AD	45	80	100	115	included

CMC-B

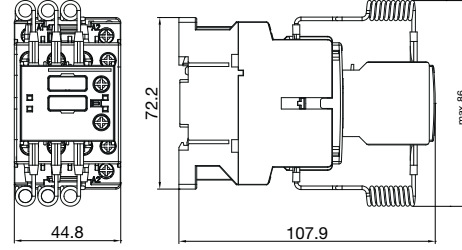
Capacitors contactors

Dimensions

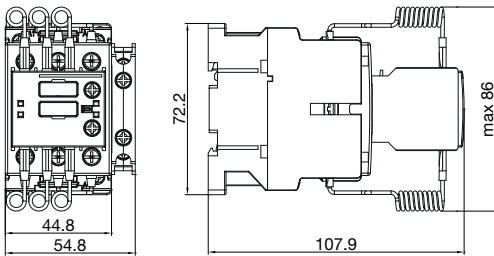
CMC-7,5B



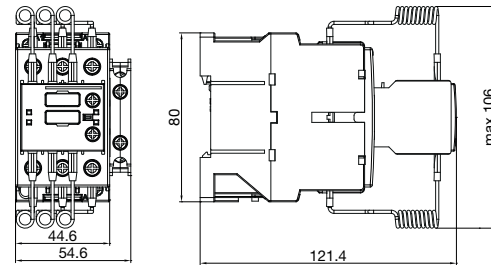
CMC-12B



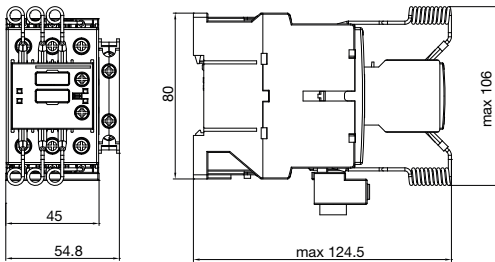
CMC-20B



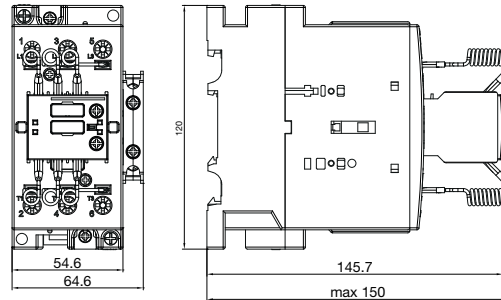
CMC-32B



CMC-40B



CMC-75B / CMC-85B



CMC-150B

