



DATA SHEET



EQ48, EQ72, EQ96 and EQ144

Voltmeters and Ammeters

Moving iron





DATA SHEET



Voltmeters and Ammeters, Moving iron (type EQ)

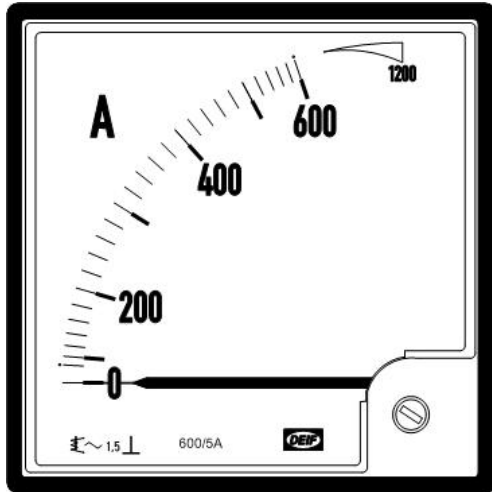
- 90° pointer deflection
- Standard DIN sizes
- Quadratic instruments Q48, Q72, Q96, Q144
- Accuracy class 1.5
- Exchangeable scale



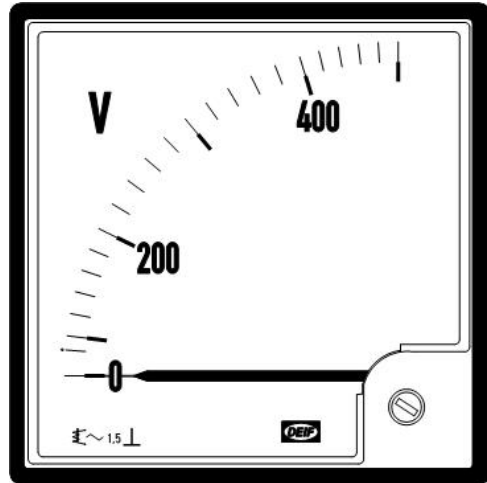
Application

Moving-iron instruments are intended for installation in panels of power distribution or wherever AC current or AC voltages are to be measured.

The EQ measures R.M.S. values in frequency range 16 to 65 Hz (possible calibration for other frequency ranges).



Example: standard EQ96, 0-600/5 A (CT)



Example standard EQ96, 0-500 V

Available variants

Standard variants

Standard variants have fixed measuring ranges and scales. Neither customisation nor options are possible.

Custom variants

If you require ranges or scale designs outside our standard program, then you must select a custom variant. Custom variants will be customised on customer request.

Standard variants

AC voltmeters – direct measurement

Range:	EQ48	EQ72	EQ96
0-40 V	x	x	x
0-60 V	x	x	x
0-100 V	x	x	x
0-110 V	x	x	x
0-150 V	x	x	x
0-250 V	x	x	x
0-300 V	x	x	x
0-400 V	x	x	x
0-500 V	x	x	x
0-600 V		x	x

AC ammeters – direct measurement
(2 times overload)

Range:	EQ48	EQ72	EQ96
0-1 A	x	x	x
0-1.5 A	x	x	x
0-2.5 A	x	x	x
0-4 A	x	x	x
0-5 A	x	x	X
0-6 A	x	x	X
0-10 A	x	x	X
0-15 A	x	x	X
0-25 A	X	X	X
0-40 A	X	X	X
0-60 A		X	X

AC ammeters -/1 A CT
(2 times overload)

Range:	EQ48	EQ72	EQ96
0-10 A	x	x	x
0-15 A	x	x	x
0-25 A	x	x	x
0-40 A	x	x	x
0-50 A	x	x	x
0-100 A	x	x	x
0-150 A	x	x	x
0-200 A	x	x	x
0-250 A	x	x	x
0-300 A	x	x	x
0-400 A	x	x	x
0-500 A	x	x	x
0-600 A	x	x	x
0-800 A	x	x	X
0-1000 A	x	x	X
0-2000 A	x	x	X

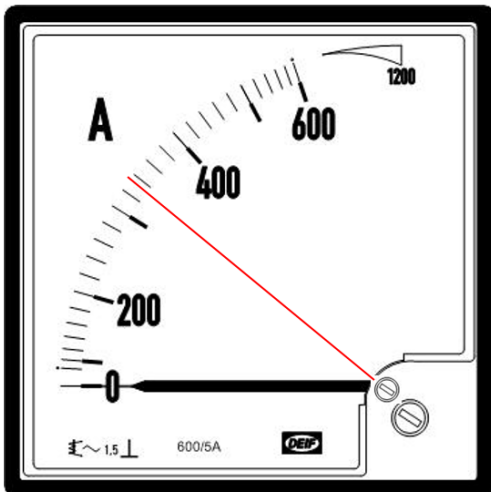
AC ammeters -/5 A CT
(2 times overload)

Range:	EQ48	EQ72	EQ96
0-10 A	x	x	x
0-15 A	x	x	x
0-25 A	x	x	x
0-40 A	x	x	x
0-50 A	x	x	x
0-100 A	x	x	x
0-150 A	x	x	x
0-200 A	x	x	x
0-250 A	x	x	x
0-300 A	x	x	x
0-400 A	x	x	x
0-500 A	x	x	x
0-600 A	x	x	x
0-800 A	x	x	X
0-1000 A	x	x	X
0-2000 A	x	x	X

Custom variants

Options	Anti-glare glass
	Glass with red adjustable pointer (IP52 only)
	IP54 protection including sealing and rubber gasket
	Calibration certificate
	Specific mounting angle
Scale design	Optional graphics <ul style="list-style-type: none"> - Coloured lines (red, green, yellow) - Coloured section (red, yellow, green) - Coloured figures (red, green, yellow) - Application text (black, red, green, yellow) - Ammeters' overload range: 3, 4, 5 or 6 times overload
	New scale design
Measurement	Non-standard voltage measuring range (within data sheet limits)
	Adjusted for DC measurement for moving iron instrument
	Adjusted to specific frequency voltage input only (100 to 500 Hz)

Adjustable red pointer



Example: standard EQ96, 0-600/5 A (CT) user-adjustable pointer. This pointer limits the front protection to IP52.

Optional IP54 protection

This includes special sealing of the housing and a fitting gasket. The gasket itself is not enough to secure IP54 protection.

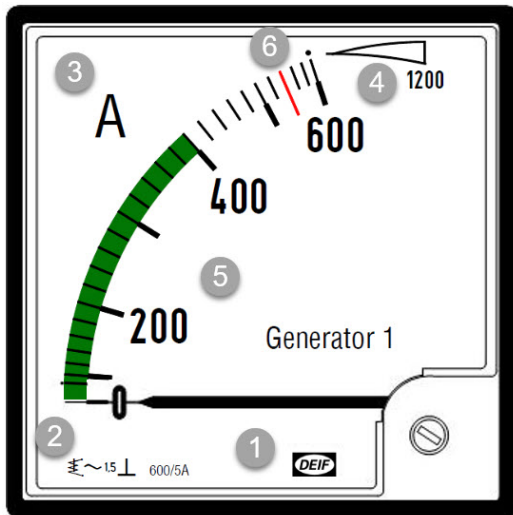
IP54 protection includes sealing and rubber gasket.

Scale design

Optional graphics

A scale design is made with the following elements:

1. Logo
2. Symbols
3. Measurement type
4. Measurement area and overload
5. Graphic elements (extra text, coloured marking)
6. Other graphical elements (red line)



New scale design

Typically, this is for customers who needs their own specific scale design or/and a design that differentiates from the DIN standard. The design is stored in the DEIF database and ensures that orders can easily be repeated.


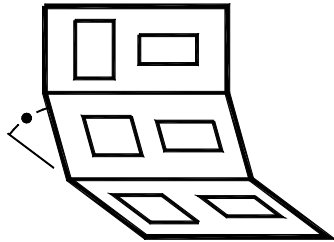
Separate scales

As the scales are user-changeable, separate scales can be ordered separately if needed.

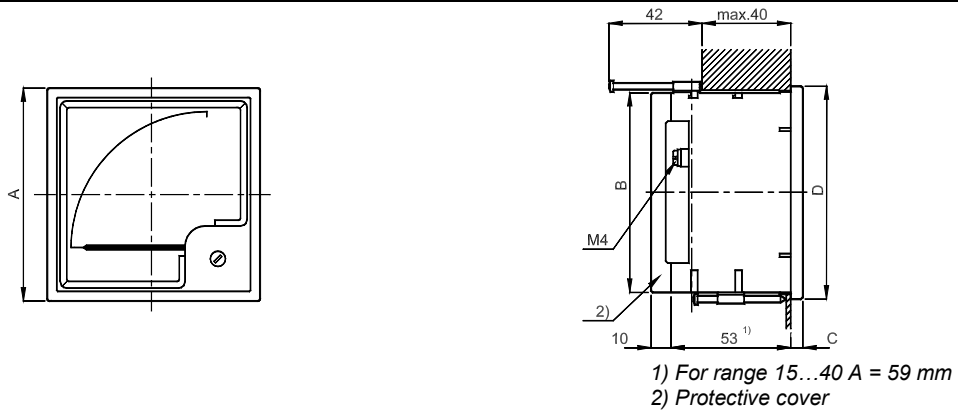
Technical specifications

EQ					Standards
Type:	EQ48	EQ72	EQ96	EQ144	
Measuring voltage:	Up to 300 V AC (500 A AC ¹)	Up to 800 V AC			DIN 43700
	Standard ranges: up to 600 V (see standard variants)				
	For voltage transformer: -/100 V or -/110 V AC				
Burden:	Approx.: 1.5 to 4 VA				
Measuring current:	Up to 40 A AC	Up to 60 A AC			
	Direct measurement: up to 60 A AC (see standard variants)				
	For current transformer: -/1 A or -/5 A AC (see standard variants)				
Burden:	Approx.: 0.5 to 1.2 VA				
Frequency range:	16-65 Hz. Calibration for other frequency ranges (see options)				
Overload:	Continuous: I _N x 1.2, short time: I _N x 5 for 5 sec. I _N x 10 for 0.5 sec.				EN60051-2
Accuracy:	Class 1.5 (-10 to 15 to 30 to 55°C)				EN 60051
	Linear scale: ±1.5 % of full scale (FS)		Non-linear scale: ±1.5 % of scale length		

1: Safety: Cat. III 300 V AC/Cat. II 600 V AC

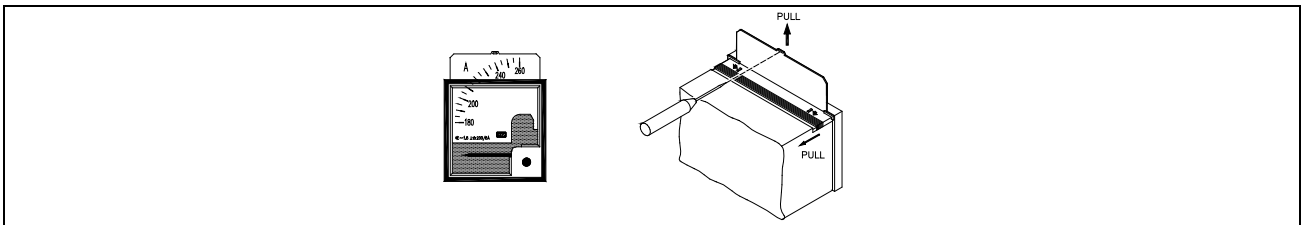
Instruments are designed according to below mentioned standards					Standards
Sizes:	Q48	Q72	Q96	Q144	DIN 43700
	48 x 48 mm	72 x 72 mm	96 x 96 mm	144 x 144 mm	
Scale length -x :	41 mm	62 mm	92 mm	135 mm	
Bezels	Slim bezels				DIN 43718
Scale/pointer				Standard pointer	DIN 43802
Mounting angle	Standard:		Vertical (90 ±5°)		DIN 16257
	Other angles:		Specify angle to horizontal		
			⊥ vertical mounting		
			∠ 60° 60° to horizontal (e.g.)		
			▭ horizontal mounting		
For edgewise instruments only, furthermore specify: Horizontal or vertical scale					
Measuring ranges	Others on request.				DIN 43701
(Housings) (Terminals)	Standard version		IP54 version*		*) Marked with label: "IP54 from front only when rubber gasket is mounted"
	From front	From rear	From front	From rear	
	IP52	IP52	IP54	IP52	
	Quadratic	Edgewise	Quadratic	Edgewise	
	IP20	IP00	IP20	IP00	EN 60529
Climate	Class HUE, short-term condensing allowed Max. 95 % RH: Max. 30 days per year Max. 85 % RH: Remaining days Max. 75 % RH: Average per year				DIN 40040
Temperature	-10 to 55°C (nominal) -25 to 60°C (operating) -25 to 65°C (storage)				EN 60051
Panel influence	The accuracy is affected neither by the material nor by the thickness of the panel				EN 60051
Shock test	15 g - 6 times - 3 directions 50 g/6 ms 22 g/20 ms				IEC 68-2-27, Test: Ea
Vibrations	3-13.2 Hz: 3 mm		13.2-100 Hz: 1 g		GL + LR: Test 1 DNV: Class A
Materials	All plastic materials are self-extinguishing				UL94 (V0)
Safety	For detailed information: please see the individual types Pollution deg. 2 Quadratic instruments are supplied with protective cover fitted over terminals				EN 61010-1
EMC	CE-classified for residential, commercial and light industry plus industrial environment				EN 61000-6-3/4 EN 61000-6-1/2

Dimensional details



Type:	A:	B:	C:	Panel cut-out:	Weight (approx.):	Shipping weight:
EQ48	48 x 48 mm	42.8 x 48.8 mm	5.0 mm	45 x 45 +0.3 mm	0.090 kg	0.100 kg
EQ72	72 x 72 mm	66.5 x 66.5 mm	5.5 mm	68 x 68 +0.4 mm	0.200 kg	0.220 kg
EQ96	96 x 96 mm	90.0 x 90.0 mm	5.5 mm	92 x 92 +0.4 mm	0.210 kg	0.230 kg
EQ144	144 x 144 mm	136.0 x 136.0 mm	8.0 mm	138 x 138 +0.5 mm	0.350 kg	0.370 kg

Exchange of scale



- 1) Press cover at top of instrument as shown.
- 2) Remove scale by means of a suitable tool (for example a screwdriver).
- 3) After exchange of scale: refit cover (press till it snaps into place). Calibration is not needed.

Note: Interrupt signal to terminals before exchanging the scale.

Order specifications

Variants:

Mandatory information						Additional options to the standard variant	
Item no.	Type	Variant no.	Measuring range	Scale	VT primary/secondary	Option	Option

Example:

Mandatory information						Additional options to the standard variant	
Item no.	Type	Variant no.	Measuring range	Scale	VT primary/secondary	Option	Option
2961110420-08	EQ48-x	08	0 to 400 V	0 to 400 V AC			
2961110920-09	EQ96-x	09	CT 500/5 A	0 to 500 A AC (x2)		IP54	Antiglare glass
2961110920-09	EQ96-x	09	(Determined by DEIF)	0 to 12 kV AC	11 kV/120 V AC	Red line at 10.5 kV	

Note: When ordering an EQ meter for connection via a voltage transformer (VT), both primary and secondary of the VT must be stated as shown above.

Disclaimer

DEIF A/S reserves the right to change any of the contents of this document without prior notice. The English version of this document always contains the most recent and up-to-date information about the product. DEIF does not take responsibility for the accuracy of translations, and translations might not be updated at the same time as the English document. If there is a discrepancy, the English version prevails.

Due to our continuous development we reserve the right to supply equipment which may vary from the described.



DEIF A/S, Frisenborgvej 33
DK-7800 Skive, Denmark

Tel.: +45 9614 9614, Fax: +45 9614 9615
E-mail: deif@deif.com, URL: www.deif.com

