

Current-compensated Chokes



- Rated currents from 6 to 64 A
- Up to 600 VAC or 850 VDC
- DC to 400 Hz frequencies
- Dual, triple and quad-choke configurations



Approvals & Compliances

RoHS

RD chokes are attenuating common-mode or asymmetric (P/N → E) interference signals, by being connected in series with the phase and neutral lines of an AC powerline input. Symmetrical components of the noise are also attenuated by the leakage inductance of the windings. These chokes are typically used in conjunction with suppression capacitors.

Features and Benefits

- High saturation resistance and excellent thermal behavior
- Through hole or wire connections
- Dual, triple and quad-choke configuration
- Up to 64 A quad configuration
- Multiple housing options
- Custom-specific versions are available on request

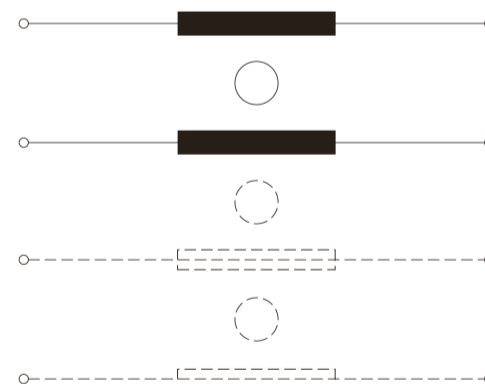
Typical Applications

- Phase-angle control circuits in combination with saturating chokes
- EMI input filters
- For suppressing equipment with no earth connection
- Suppressing high interference levels











































Technical Specifications

| | |
|---|--|
| Maximum continuous operating voltage | 600 VAC/850 VDC @ 40°C |
| Operating frequency | DC to 400 Hz |
| Rated currents | 6 to 64 A @ 40°C max. |
| High potential test voltage winding-to-winding | 2500 V, 50 Hz, 2 sec, factory test 2500 VAC, 60 sec, guaranteed |
| winding-to-housing | 4000 VAC, 60 sec, guaranteed |
| Surge current @ 10 msec | 20 × I _N @ 25 °C |
| Temperature range (operation and storage) | -25°C to +110°C (25/110/21) |
| Flammability corresponding to MTBF @ 40°C/230 V (Mil-HB-217F) | UL 94 V-0 (insulation tubes UL 94 V-2) >5,000,000 hours |

Typical electrical schematic



Choke Selection Table

| Choke | Buy | Nominal current @ 40°C [A] | Inductance L [mH/path] | Resistance R [mΩ/path] | Choke configuration [Qty] | Input/Output connections | Pin footprint connections [mm] | Weight [g] |
|----------------|---|----------------------------------|------------------------------|------------------------------|---------------------------------|-----------------------------|--------------------------------------|---------------|
| RD5122-6-9m6 |  | 6 | 9.6 | 52.55 | 2 | -02 | Ø1 | 160 |
| RD5122-10-6m0 |  | 10 | 6 | 24.25 | 2 | -02 | Ø1.3 | 160 |
| RD5122-16-2m0 |  | 16 | 2 | 9.5 | 2 | -02 | Ø1.6 | 160 |
| RD5132-6-5m0 |  | 6 | 5 | 38 | 3 | -02 | Ø1 | 160 |
| RD5132-10-3m0 |  | 10 | 3 | 17.6 | 3 | -02 | Ø1.3 | 160 |
| RD5132-16-1m0 |  | 16 | 1 | 6.9 | 3 | -02 | Ø1.6 | 160 |
| RD6127-6-15m0 |  | 6 | 15 | 66.65 | 2 | -07 | Ø1 | 235 |
| RD6127-10-9m0 |  | 10 | 9 | 25.9 | 2 | -07 | Ø1.5 | 235 |
| RD6127-16-3m0 |  | 16 | 3 | 10.9 | 2 | -07 | Ø1.8 | 235 |
| RD6137-6-7m5 |  | 6 | 7.5 | 49 | 3 | -07 | Ø1 | 235 |
| RD6137-10-4m5 |  | 10 | 4.5 | 18.35 | 3 | -07 | Ø1.5 | 235 |
| RD6137-16-1m5 |  | 16 | 1.5 | 8.3 | 3 | -07 | Ø1.8 | 235 |
| RD7127-6-25m0 |  | 6 | 25 | 84.2 | 2 | -07 | Ø1 | 320 |
| RD7127-10-14m0 |  | 10 | 14 | 33.5 | 2 | -07 | Ø1.4 | 350 |
| RD7127-16-5m7 |  | 16 | 5.7 | 14.1 | 2 | -07 | Ø1.8 | 370 |
| RD7127-25-2m8 |  | 25 | 2.8 | 6.4 | 2 | -07 | Ø2.4 | 400 |
| RD7127-36-1m0 |  | 36 | 1 | 3.3 | 2 | -07 | Ø2.7 | 380 |
| RD7137-6-12m0 |  | 6 | 12 | 60.6 | 3 | -07 | Ø1 | 340 |
| RD7137-10-6m6 |  | 10 | 6.6 | 21.9 | 3 | -07 | Ø1.5 | 380 |
| RD7137-16-2m8 |  | 16 | 2.8 | 10.7 | 3 | -07 | Ø1.8 | 380 |
| RD7137-25-1m3 |  | 25 | 1.3 | 4.45 | 3 | -07 | Ø2.5 | 440 |
| RD7137-36-0m5 |  | 36 | 0.5 | 2.75 | 3 | -07 | Ø2.7 | 400 |
| RD7147-6-6m0 |  | 6 | 6 | 45.1 | 4 | -07 | Ø1 | 320 |
| RD7147-10-3m5 |  | 10 | 3.5 | 19.1 | 4 | -07 | Ø1.4 | 370 |
| RD7147-16-1m5 |  | 16 | 1.5 | 8.5 | 4 | -07 | Ø1.8 | 390 |
| RD7147-25-0m7 |  | 25 | 0.7 | 3.65 | 4 | -07 | Ø2.4 | 430 |
| RD7147-36-0m2 |  | 36 | 0.2 | 2.3 | 4 | -07 | Ø2.5 | 400 |
| RD8127-16-12m0 |  | 16 | 12 | 20.05 | 2 | -07 | Ø2 | 590 |
| RD8127-25-5m0 |  | 25 | 5 | 8.45 | 2 | -07 | Ø2.4 | 630 |
| RD8127-36-3m0 |  | 36 | 3 | 4.55 | 2 | -07 | 1.5 x 4.5 | 690 |
| RD8127-50-1m0 |  | 50 | 1 | 2.5 | 2 | -07 | 1.7 x 5 | 640 |
| RD8127-64-0m8 |  | 64 | 0.8 | 1.6 | 2 | -07 | 2.5 x 5 | 710 |
| RD8137-16-5m0 |  | 16 | 5 | 11.6 | 3 | -07 | Ø2 | 630 |
| RD8137-25-2m5 |  | 25 | 2.5 | 6.4 | 3 | -07 | Ø2.4 | 650 |
| RD8137-36-1m5 |  | 36 | 1.5 | 3.65 | 3 | -07 | 1.5 x 4.5 | 720 |
| RD8137-50-0m6 |  | 50 | 0.6 | 2.15 | 3 | -07 | 1.7 x 5 | 700 |
| RD8137-64-0m5 |  | 64 | 0.5 | 1.35 | 3 | -07 | 2.5 x 5 | 780 |
| RD8147-16-3m0 |  | 16 | 3 | 9.25 | 4 | -07 | Ø2 | 650 |
| RD8147-25-1m3 |  | 25 | 1.3 | 5.05 | 4 | -07 | Ø2.4 | 650 |
| RD8147-36-0m8 |  | 36 | 0.8 | 3 | 4 | -07 | 1.5 x 4.5 | 760 |
| RD8147-50-0m3 |  | 50 | 0.3 | 1.75 | 4 | -07 | 1.7 x 5 | 740 |
| RD8147-64-0m2 |  | 64 | 0.2 | 1.1 | 4 | -07 | 2.5 x 5 | 820 |

Test conditions:

Measuring frequency: 1 kHz; 500 µA >0.16 mH >1.6 mH; 50 µA >1.6 mH <160 mH

Inductance tolerance: +50%, -30%

Resistance tolerance: ±15% @ 25 °C

Electrical characteristics @ 25°C: ±2°C

Distribution Inventory

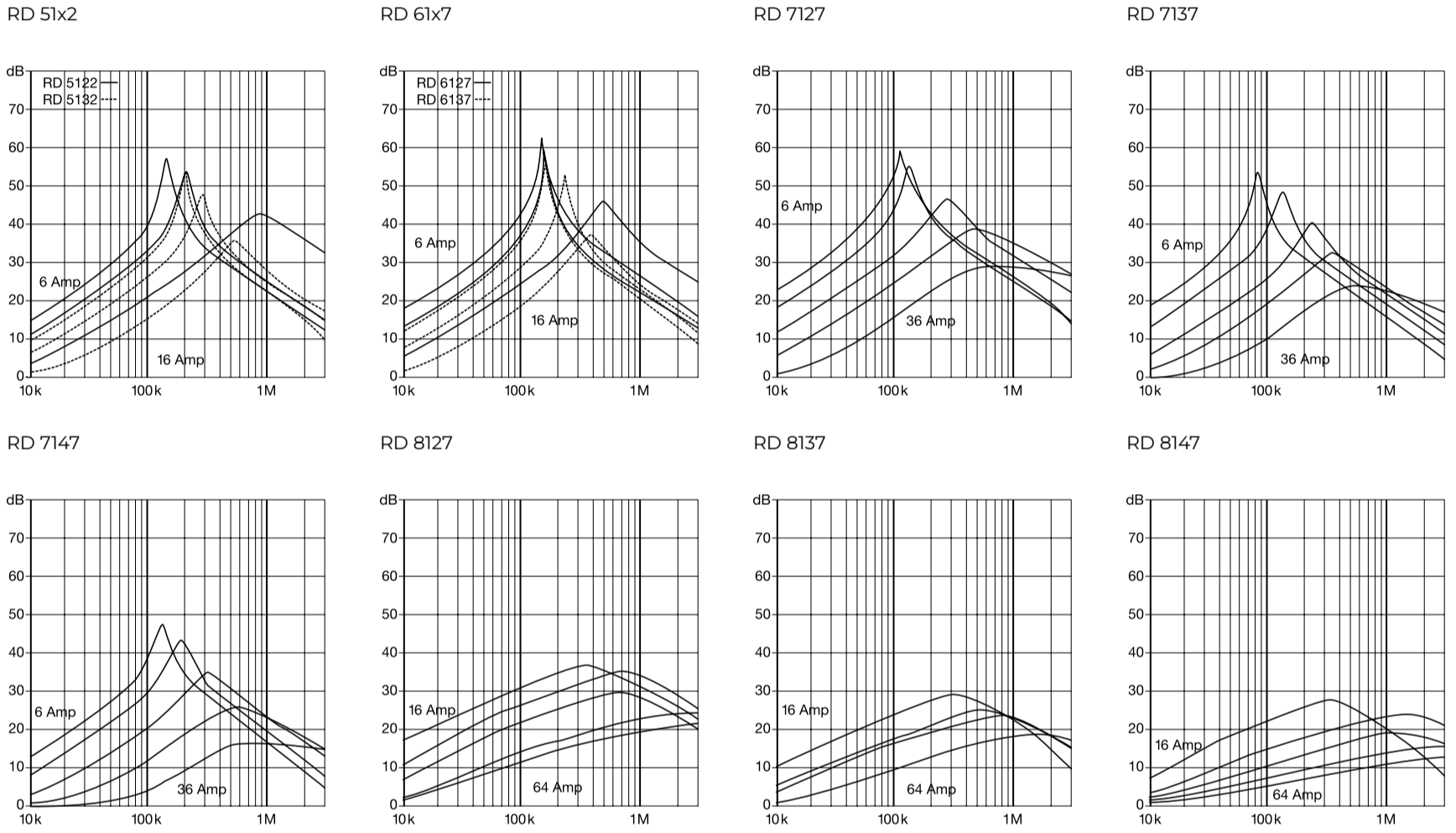
Up-to-date inventory levels for global distributors is available at

<https://products.schaffner.com/stock>



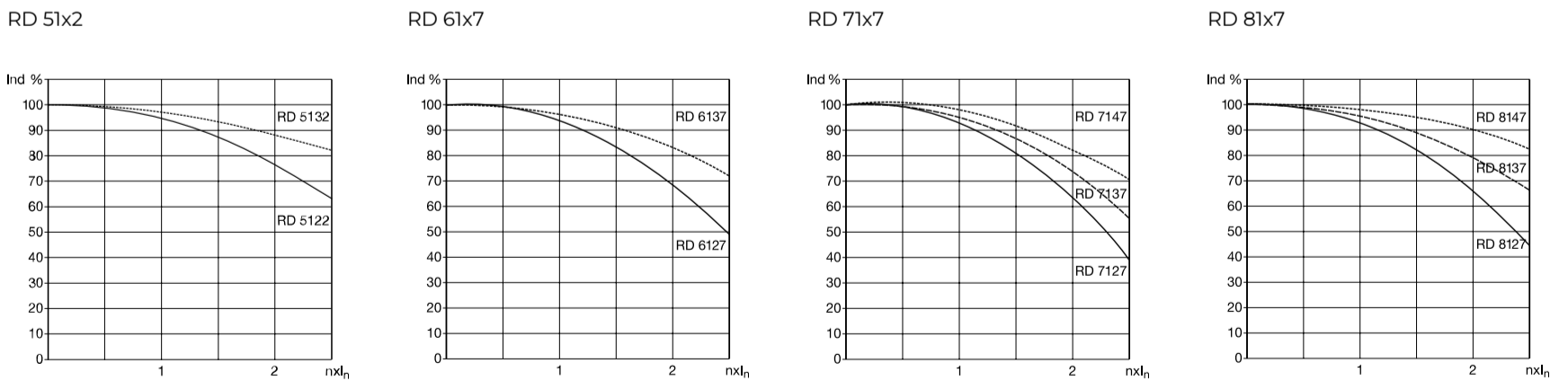
Typical Choke Attenuation/Resonance Frequency Characteristics

Per CISPR 17; 50 Ω/50 Ω asym

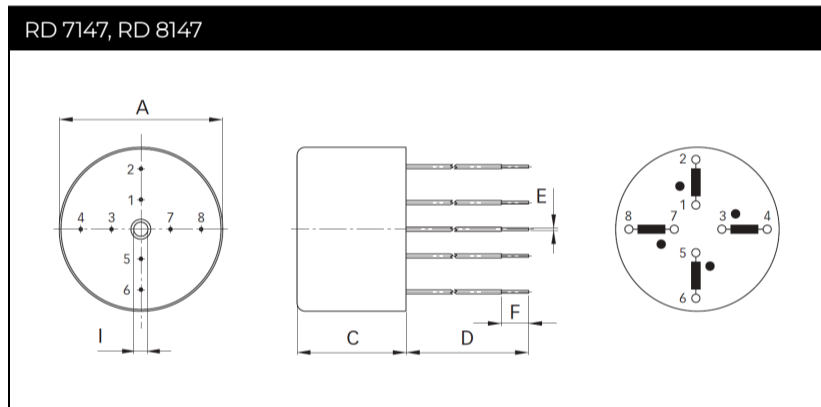
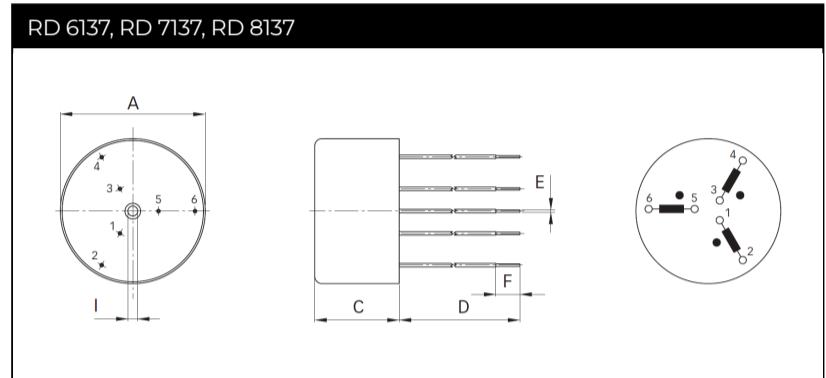
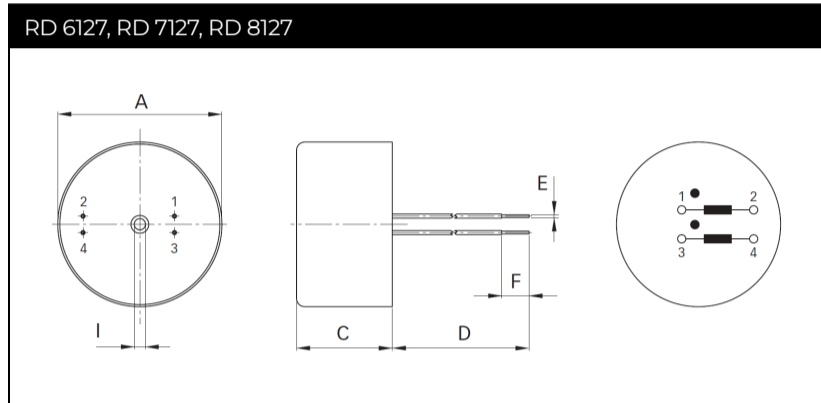
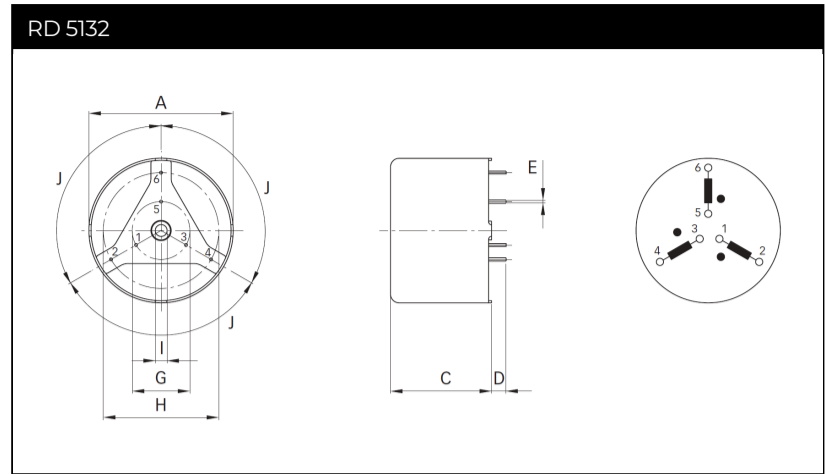
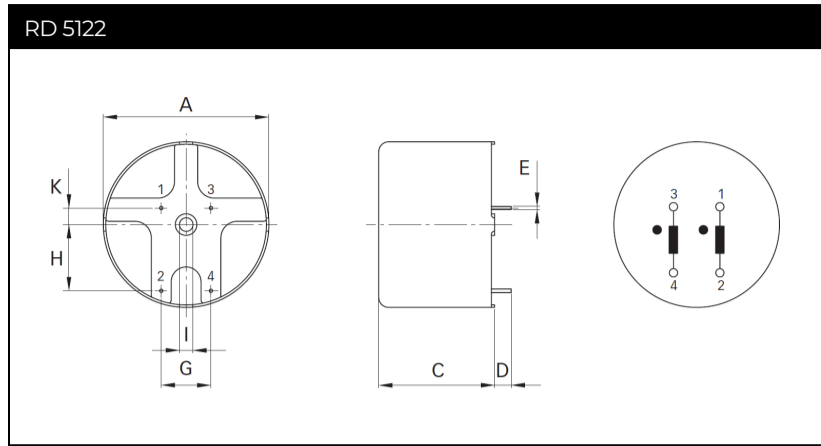


Typical Saturation Characteristics

Inductance (typical value in %) vs. nominal current (A DC)



Mechanical Data



Dimensions

| | RD 5122 | RD 5132 | RD 6127 | RD 6137 | RD 7127 | RD 7137 | RD 7147 | RD 8127 | RD 8137 | RD 8147 | Tolerances |
|----------|---------------------------|-----------|-----------|-----------|---------|---------|---------|---------|---------|---------|------------|
| A | 50 | 50 | 60 | 60 | 70 | 70 | 70 | 80 | 80 | 80 | ±0.5 |
| C | 35 | 35 | 35 | 35 | 40 | 40 | 40 | 50 | 50 | 50 | ±0.5 |
| D | 5 ±0.5 | 5 ±0.5 | 150 | 150 | 150 | 150 | 150 | 200 | 200 | 200 | +5/-0 |
| E | see choke selection table | | | | | | | | | | |
| F | | | 10 | 10 | 10 | 10 | 10 | 20 | 20 | 20 | ±1 |
| G | 15 | 20 | | | | | | | | | ±0.3 |
| H | 20 | 40 ±0.4 | | | | | | | | | ±0.3 |
| I | 4.1 +3/-0 | 4.1 +3/-0 | 4.1 +3/-0 | 4.1 +3/-0 | 6.1 | 6.1 | 6.1 | 6.1 | 6.1 | 6.1 | +6/-0 |
| J | | 120° | | | | | | | | | |
| K | 5 | | | | | | | | | | |

All dimensions in mm; 1 inch = 25.4 mm
 Tolerances according: ISO 2768-m/EN 22768-m

Please visit www.schaffner.com to find more details on filter connectors.

Headquarters, Global Innovation and Development

Switzerland

Schaffner Holding AG

Industrie Nord
Nordstrasse 11e
4542
Luterbach
+41 32 681 66 26
info@schaffner.com

Sales and Application Centers

China

Schaffner EMC Ltd. Shanghai

T20-3 C, No 565 Chuangye Road, Pudong district
201201
Shanghai
+86 2138139500
cschina@schaffner.com

Finland

Schaffner Oy

Sauvonrinne 19 H
8500
Lohja
+358 50 468 7284
finlandsales@schaffner.com

France

Schaffner EMC S.A.S.

16-20 Rue Louis Rameau
95875
Bezons
+33 1 34 34 30 60
francesales@schaffner.com

Germany

Schaffner Deutschland GmbH

Schoemperlenstrasse 12B
76185
Karlsruhe
+49 721 56910
germanysales@schaffner.com

India

Schaffner India Pvt. Ltd

Regus World Trade Centre
WTC, 22nd Floor Unit No 2238, Brigade Gateway Campus, 26/1, Dr. Rajkumar Road Malleshwaram (W)
560055
Bangalore
+91 8067935355
indiasales@schaffner.com

Italy

Schaffner EMC S.r.l.

Via Ticino, 30
20900
Monza (MB)
+39 039 21 41 070
italysales@schaffner.com

Japan

Schaffner EMC K.K.

ISM Sangenjaya 7F
1-32-12 Kamiuma, Setagaya-ku
154-0011
Tokyo
+81 3 5712 3650
japansales@schaffner.com

Singapore

Schaffner EMC Pte Ltd.

Blk 3015A Ubi Road 1, #05-09, Kampong Ubi Industrial Estate
408705
Singapore
+65 63773283
singaporesales@schaffner.com

Spain

Schaffner EMC España

Calle Caléndula 93, Miniparc III, Edificio E El Soto de Moraleja, Alcobendas
28109
Madrid
+34 917 912 900
spainsales@schaffner.com

Sweden

Schaffner EMC AB

Östermalmstrorg 1
114 42
Stockholm
+46 8 5050 2425
swedensales@schaffner.com

Switzerland

Schaffner EMV AG

Industrie Nord
Nordstrasse 11e
4542
Luterbach
+41 32 681 66 26
switzerlandsales@schaffner.com

Taiwan

Schaffner EMV Ltd.

U-Town
20 Floor-2, No 97, Section 1, XinTai 5th Road, XiZhi District
22175
New Taipei City
+886 226975500
taiwansales@schaffner.com

Thailand

Schaffner EMC Co. Ltd.

Sathorn Square Tower
Room 3780, 37FL, 98 North-Sathorn Rd, Silom, Bangrak
10500
Bangkok
+66 621056397
thailandsales@schaffner.com

United Kingdom

Schaffner Ltd.

1, Oakmede Place
Terrace Road
RG42 4JF
Binfield
+44 118 9770070
uksales@schaffner.com

United States

Schaffner EMC Inc.

52 Mayfield Avenue
Edison, New Jersey
+1 732 225 9533
usasales@schaffner.com

To find your local partner within Schaffner's global network schaffner.com

© 2022 Schaffner Group

The content of this document has been carefully checked and understood. However, neither Schaffner nor its subsidiaries assume any liability whatsoever for any errors or inaccuracies of this document and the consequences thereof. Published specifications are subject to change without notice. Product suitability for any area of application must ultimately be determined by the customer. In all cases, products must never be operated outside their published specifications. Schaffner does not guarantee the availability of all published products. This disclaimer shall be governed by substantive Swiss law and resulting disputes shall be settled by the courts at the place of business of Schaffner Holding AG. Latest publications and a complete disclaimer can be downloaded from the Schaffner website. All trademarks recognized.

Mouser Electronics

Authorized Distributor

Click to View Pricing, Inventory, Delivery & Lifecycle Information:

Schaffner:

[RD7127-10-14M0](#) [RD8127-16-12M0](#) [RD8137-50-0M6](#) [RD5122-6-9M6](#) [RD5122-10-6M0](#) [RD5122-16-2M0](#) [RD5132-6-5M0](#) [RD5132-10-3M0](#) [RD5132-16-1M0](#) [RD6127-6-15M0](#) [RD6127-10-9M0](#) [RD6127-16-3M0](#) [RD6137-6-7M5](#) [RD6137-10-4M5](#) [RD6137-16-1M5](#) [RD7127-6-25M0](#) [RD7127-16-5M7](#) [RD7127-25-2M8](#) [RD7127-36-1M0](#) [RD7137-6-12M0](#) [RD7137-10-6M6](#) [RD7137-16-2M8](#) [RD7137-25-1M3](#) [RD7137-36-0M5](#) [RD7147-6-6M0](#) [RD7147-10-3M5](#) [RD7147-16-1M5](#) [RD7147-25-0M7](#) [RD7147-36-0M2](#) [RD8127-25-5M0](#) [RD8127-36-3M0](#) [RD8127-50-1M0](#) [RD8127-64-0M8](#) [RD8137-16-5M0](#) [RD8137-25-2M5](#) [RD8137-36-1M5](#) [RD8137-64-0M5](#) [RD8147-16-3M0](#) [RD8147-25-1M3](#) [RD8147-36-0M8](#) [RD8147-50-0M3](#) [RD8147-64-0M2](#)