

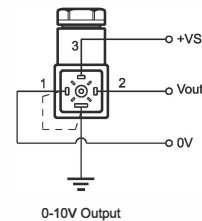
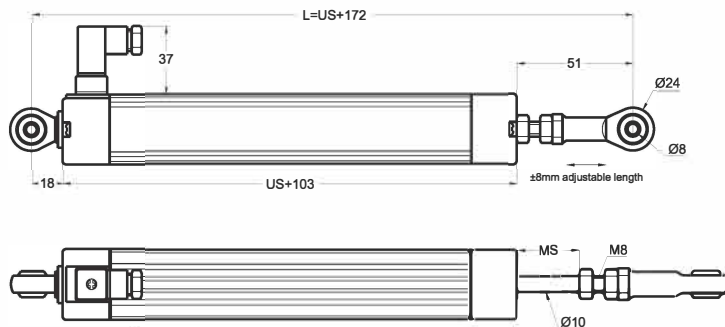
# Linear Potentiometer Internal Voltage / Current Conditioner Circuit

- Internal electronic circuit
- Measuring range 50 - 800 mm
- Output 4-20mA, 0-20mA or 0-10V
- Very low temperature drift
- Very stable output signal
- Excellent repeatability



### Technical specifications

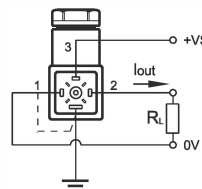
Measurement stroke	50 to 800 mm
Linearity	± %0,05 (>200mm), ±%0,1 (130-200mm), ±%0,2 (75 - 130mm), ±%0,5 (<75mm)
Repeatability	< 0.01 mm
Resolution	Infinite
Output	4-20mA, 0-20mA or 0-10V
Permissible applied voltage	15 - 30 VDC
Electrical connections	4 pin connector, Cable (optional)
Displacement speed	< 5 m/s
Mechanical life	100 million cycles
Case dimensions	Ø38 mm
Case material	Anodized aluminium
Rod diameter	Ø10 mm
Rod material	Stainless steel
Mechanical fixing	Ball joints on the both side
IP degree	IP 65
Operating temperature	-20°C ... +80°C
Storage temperature	-30°C ... +90°C



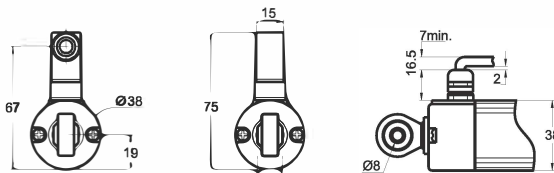
0-10V Output

**Cable Colors**

- [1] Blue : (-)
- [2] Yellow : Vout / Iout
- [3] Brown : (+)
- [4] Black : GND



0-20mA, 4-20mA Output



Cable Output (optional)

ELPC (mm)	50	75	100	125	130	150	175	200	225	250	275	300	325	350	375	400	450	500	550	600	700	800
US (Usefull Stroke)	50	75	100	125	130	150	175	200	225	250	275	300	325	350	375	400	450	500	550	600	700	800
MS (Mechanical Stroke)	55	80	105	130	135	155	180	205	230	255	280	305	330	355	380	405	455	505	555	605	705	805
L (Total Length)	222	247	272	297	302	322	347	372	397	422	447	472	497	522	547	572	622	672	722	772	872	972

Model	Measurement stroke (mm)	Linearity (%)	Output	Connector / Cable
(example) ELPC	500	D	V10	C2
ELPC	50 ... 800mm	D : ± %0,05 (standard)	V10 : 0-10V I 04 : 4-20mA I 20 : 0-20mA	C2 : 4 pin connector