

Data sheet

testo 184 T1
testo 184 T2
testo 184 T3

We measure it. **testo**



USB data logger temperature

testo 184 T1
testo 184 T2
testo 184 T3

Clear alarm indication

Easiest operation

Easiest configuration without software installation

Convenient readout thanks to automatic PDF report

Mobile readout by NFC possible

IT safe (no installation, no download)



Illustration 1:1

°C

With the testo 184 data loggers, you monitor every step of your cold chain in the transport of sensitive goods by rail, in the air or on the road.

testo 184 T1 and testo 184 T2 are designed as loggers with a built-in battery for use over a limited time, and therefore ideal for one-way transports.

testo 184 T3, with its exchangeable battery, is the ideal logger for inhouse logistics.

At their destination, you see at a glance whether the configured limit values have been adhered to. In order to obtain detailed information, it is sufficient to connect the logger to a PC – a PDF report is immediately generated with all relevant data.

In order for you to be able to work even more efficiently and conveniently with the data loggers, all required files and information are stored directly and securely in the respective testo 184: Configuration file, acceptance test certificate, instruction manual and PDF report of your recorded data.


Technical data

testo 184 T1

USB data logger testo 184 T1 for temperature, operating duration 90 days

Available in packages of 1, 10 and 50 off.

Part no. 0572 1841



testo 184 T3

USB data logger testo 184 T3 for temperature, unlimited operating duration thanks to exchangeable battery

Available in packages of 1, 10 and 50 off.

Part no. 0572 1843



testo 184 T2

USB data logger testo 184 T2 for temperature, operating duration 150 days

Available in packages of 1, 10 and 50 off.

Part no. 0572 1842




Sensor

Measurement parameter	Temperature
Temperature sensor	NTC sensor, internal
Measuring range	-35 to +70 °C
Accuracy	±0.5 °C
Resolution	0.1 °C

General technical data

	testo 184 T1	testo 184 T2	testo 184 T3
Power supply	Lithium battery, non-exchangeable	Lithium battery, non-exchangeable	Lithium battery CR2450 3V, exchangeable
Operating time	90 days	150 days	Unlimited
Battery life	—	—	500 days (at +25 °C and 15 mins measurement rate).
Measuring rate	1 min to 24 h	1 min to 24 h	1 min to 24 h
Memory	16,000 readings	40,000 readings	40,000 readings
Alarm identification	by LEDs	by LEDs and display	by LEDs and display
Dimensions	33 x 9 x 74 mm	44 x 12 x 97 mm	44 x 12 x 97 mm
Weight	25 g	45 g	45 g
Protection class	IP67		
Operating temperature	-35 to +70 °C		
Storage temperature	-55 to +70 °C		
Scope of delivery	Data logger, temperature calibration certificate (stored as a PDF in the instrument), battery CR2450		
Tests, certificates	<ul style="list-style-type: none"> · EN 12830-certified (C,D) · Certified by HACCP International · testo ComSoft CFR software (V4.3 SP2 or higher) compatible with CFR 21 Part 11 		
Warranty	testo 184 T1/T2: 12-month warranty from the production date, production date: see circled date code (MMDD) on the identification plate.		testo 184 T3: 24-month warranty, warranty terms: see website www.testo.com/warranty

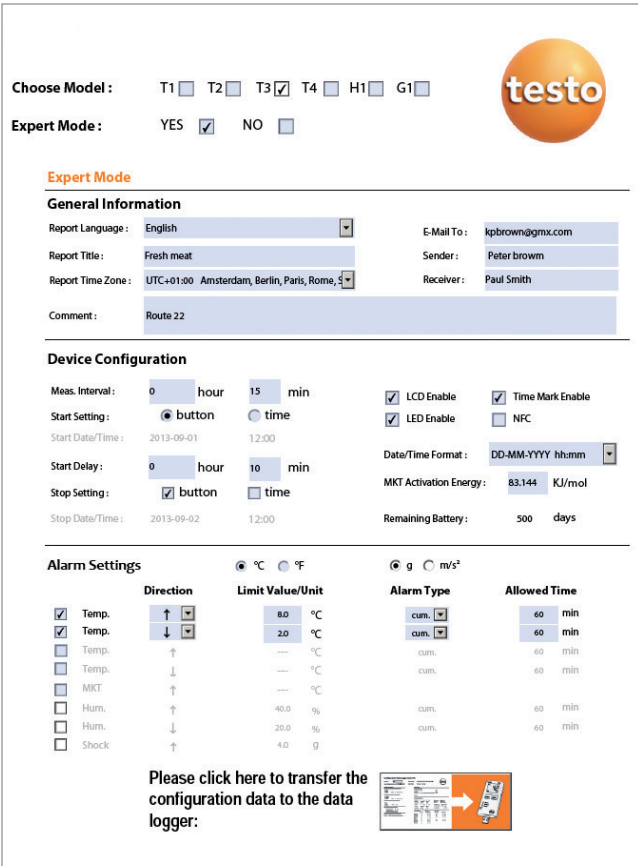
Accessories

testo 184 T1/T2/T3	Part no.
Mobile printer for data loggers testo 175/176/184	0572 0576
ComSoft Professional, Pro software incl. data archiving	0554 1704
ComSoft CFR 21 Part 11, Software for requirements according to CFR 21 Part 11 for Testo data loggers	0554 1705
ISO calibration certificate/temperature, temperature probe; calibration points -18°C; 0°C; +60°C per channel/instrument	0520 0151

testo 184 T2/T3	Part no.
Wall bracket for testo 184	0554 1841

testo 184 T3	Part no.
Lithium battery CR2450 3 V	0515 5841

Software on board



Choose Model: T1 T2 T3 T4 H1 G1

Expert Mode: YES NO

Expert Mode

General Information


Report Language: English E-Mail To: kpbrown@gmx.com
 Report Title: Fresh meat Sender: Peter brown
 Report Time Zone: UTC+01:00 Amsterdam, Berlin, Paris, Rome, S... Receiver: Paul Smith
 Comment: Route 22

Device Configuration

Meas. Interval: 0 hour 15 min LCD Enable Time Mark Enable
 Start Setting: button time LED Enable NFC
 Start Date/Time: 2013-09-01 12:00 Date/Time Format: DD-MM-YYYY hh:mm
 Start Delay: 0 hour 10 min button time MKT Activation Energy: 83.144 KJ/mol
 Stop Setting: button time Remaining Battery: 500 days
 Stop Date/Time: 2013-09-02 12:00

Alarm Settings

Temp. ↑ Limit Value/Unit: 8.0 °C Alarm Type: cum. Allowed Time: 60 min
 Temp. ↓ Limit Value/Unit: 2.0 °C Alarm Type: cum. Allowed Time: 60 min
 Temp. ↑ Limit Value/Unit: --- °C Alarm Type: cum. Allowed Time: 60 min
 Temp. ↓ Limit Value/Unit: --- °C Alarm Type: cum. Allowed Time: 60 min
 MKT ↑ Limit Value/Unit: --- °C Alarm Type: cum. Allowed Time: 60 min
 Hum. ↑ Limit Value/Unit: 40.0 % Alarm Type: cum. Allowed Time: 60 min
 Hum. ↓ Limit Value/Unit: 20.0 % Alarm Type: cum. Allowed Time: 60 min
 Shock ↑ Limit Value/Unit: 4.0 g Alarm Type: cum. Allowed Time: 60 min

Please click here to transfer the configuration data to the data logger: 

No software needs to be installed on a PC or notebook in order to configure a testo 184 data logger. The PDF configuration tool is stored on the logger itself and can be opened with a simple double-click.

No download or installation required whatsoever. After setting the relevant parameters, the configuration is simply stored on the logger – and it's ready to use!

When the logger is plugged in to a PC after a completed measurement, a PDF report with all relevant data, the programming and a graph showing the value curve is created and stored in the logger. A double-click allows it to be opened and printed out, or forwarded by e-mail.

If advanced read-out options are required, the customer can obtain these by purchasing ComSoft Professional. In order to achieve the conformity to 21 CFR Part 11 which is often required in the pharmaceutical field, there is a special software available as an accessory.

