


# PRESSURE REDUCING VALVE

## PED 2014/68/UE

RP13/E

07 | 2016



## TYPE RP13 DN 15-50



Cast Iron EN-GJL-250 PN16  
Carbon Steel 1.0619 PN40

Face to face EN 558-1

### DESCRIPTION

Series RP13 pressure reducing valve is a self-actuated proportional action type.

Composed by a direct action single seat special body valve, flow tries to close, with diaphragm and feedback spring, controlled by downstream pressure.

The Internal balance without bellow guarantees a long life to the valve. The series RP13 pressure reducing valve can be simply and easily installed and it is suitable for industrial plants where compressed air is not available for a "pneumatic reducing system" or where the user requires a stable reduced pressure not subjected to frequent variations.

#### SIZES :

from DN 15 to DN 50

#### MAX WORKING CONDITIONS :

Maximum inlet pressure with steam or air	23 bar
Maximum inlet pressure with water	8 bar
Maximum design temperature	220 °C
Maximum downstream reduced pressure (1)	8 bar
Minimum downstream reduced pressure	0,2 bar

#### ON REQUEST :

- PTFE/GR Soft seal ≤190°C for class VI°
- PTFE Soft seal ≤150°C for class VI°
- Stellite seat - plug degree 6 (recommended with  $\Delta p \geq 12$  bar)
- Reduced bore (see table)

#### CONNECTIONS :

BODY : flanged EN1092-1 – PN16 and PN 40 form B  
ACTUATOR : female screwed Rp ISO 7 (BSP) Rp 3/8"

#### REDUCED PRESSURE RANGES :

TYPE	ACTUATOR	RANGE bar
C1	T.60	3 - 8
C2	T.80	1 - 5
C3	T.100	0.5 - 3
C5	T.150	0.2 - 1.5
(1) C1 special	T50	8 – 12 bar

Where control spring ranges overlap, always use the lower range to give better control and precision

#### ACCESSORIES :

- KIT for STEAM in carton box (weight 2,2 Kg) pot ( 2,3 lt.), cap, fittings and spring adj. tool
- KIT for WATER and GASES in plastic bag (weight 0,2 Kg) fitting and spring adjusting tool



**CV = american unit (flowrate in USGPM with 1 psi of differential pressure)**

**Kv = metric unit (flowrate in m3/h with 1 bar of differential pressure)**

PLUGS PT cl. IV°	NOMINAL DIAMETER					
	DN 15	DN 20	DN 25	DN 32	DN 40	DN 50
Full bore	Ø 1/2"	Ø 3/4"	Ø 1"	Ø 1.1/4"	Ø 1.1/2"	Ø 2"
<b>CV</b>	2,42	6,12	9,79	17,45	23,89	26,99
<b>KV</b>	2,06	5,22	8,35	14,88	20,38	23,02
Rangeability	6:1	8:1	11:1	14:1	16:1	16:1
Red. bore	Ø 1/4"	Ø 1/2"	Ø 3/4"	Ø 1"	Ø 1.1/4"	Ø 1.1/2"
<b>CV</b>	1,13	2,42	6,12	9,79	17,45	23,89
<b>KV</b>	0,96	2,06	5,22	8,35	14,88	20,38
Rangeability	5:1	6:1	8:1	11:1	14:1	16:1

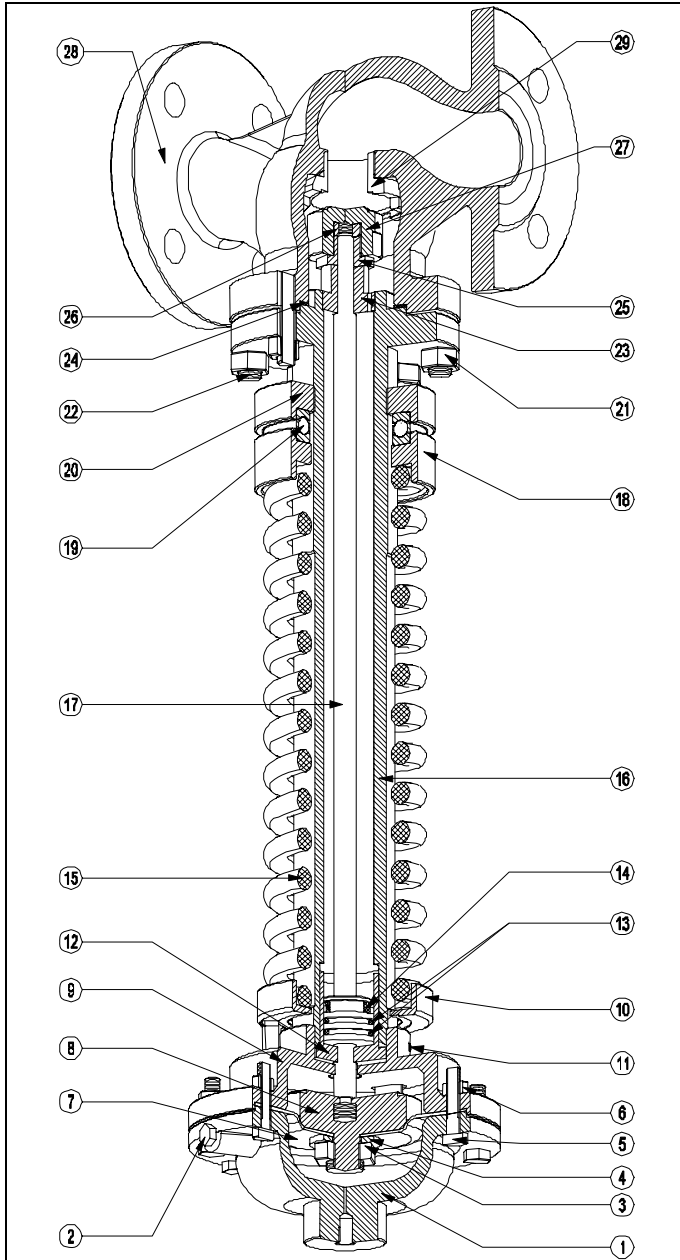
NOTE : The downstream pipe diameter must be sized according to the specific volume of steam reduced pressure, to obtain a steam velocity not exceeding 30-35 m/s (maximum limit value = 40 m/s).

# CONFLOW s.p.a.

COMPANY WITH  
QUALITY SYSTEM  
CERTIFIED BY DNV GL  
= ISO 9001 =

Via Lecco, 69/71  
20864 AGRATE BRIANZA (MB)  
Tel. 039/651.705 - 650.397  
Fax 039/654.018  
www.conflow.it

# COMPONENTS LIST and MATERIALS

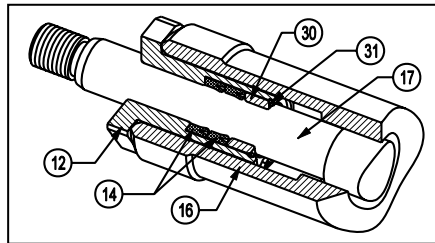


## COMPONENTS LIST

1. Upper diaphragm casing
2. Airvent screw
3. Hexagonal locknut
4. Washer
5. Diaphragm casing bolts
6. Diaphragm casing locknuts
7. Diaphragm
8. Diaphragm plate
9. Lower diaphragm casing
10. Lower spring plate
11. Grub screw
12. Airtight guide
13. O-Rings (DN25-DN50)
14. Airtight
15. Spring
16. Yoke
17. Stem
18. Upper spring plate
19. Ball bearing (DN40-50)
20. Spring adjusting plate
21. Body locknuts
22. Stud-bolts
23. Guide bushing
24. Body gasket
25. Plug locknut
26. Entering catch
27. Plug
28. Body
29. Seat
30. Washer (DN15-20)
31. Seeger (DN15-20)

## MATERIALS

1. EN-GJL-250 cast iron
2. 4.8 DIN 933 galvanized steel
3. AISI 304 st. steel
4. DIN 125 galvanized steel
5. 8.8 DIN 933 galvanized steel
6. ISO 4033 galvanized steel
7. RubbertexT60-80 (on req. spec. material for mineral oil) NBR T100-150
8. EN-GJL-250 cast iron
9. EN-GJL-250 cast iron
10. Uni 7013-72 bronze
11. 14.9 DIN 914 steel
12. OT58 brass
13. NBR
14. NBR DIN 3760
15. C85 8 steel (DN15-50)
16. C40 nickel plated steel
17. AISI 304 st. steel
18. Free-cutting leaded steel galvanized
19. Ref. 51112 steel (DN40-50)
20. Free-cutting leaded steel galvanized
21. ISO 4033 galvanized steel
22. Galvanized steel
23. OT58 brass
24. Centellen WS 3820 PTFE on request
25. AISI 303 st. steel
26. AISI 303 st. steel
27. AISI 304 st. steel
28. EN-GJL-250 cast iron or 1.0619 carbon steel
29. AISI 304 st. steel
30. OT58 brass
31. DIN 471 steel



**STEM PACKING  
DN 15 - 20**

## SPARE PARTS KIT

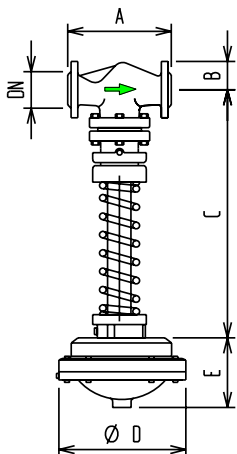
### Diaphragm ( part. 7 )

T.50 cod. JMRP13T050RSTD  
 T.60 cod. JMRP13T060RSTD  
 T.80 cod. JMRP13T080RSTD  
 T.100 cod. JMRP13T100RSTD  
 T.150 cod. JMRP13T150RSTD

**Gaskets kit [ parts. 12 - 14 ( n°2 ) - 24 - 30 - 31 ]**  
 DN 15/20 cod. JRP13TG015020FB-0

**Gaskets kit [ parts. 13 ( n° 2 ) - 14 - 24 ]**  
 DN 25-32 cod. JRP13TG025032FB-0  
 DN 40-50 cod. JRP13TG040050FB-0

## DIMENSIONS (mm) and WEIGHT (Kg)



### BODY GROUP

DN	Ø	A	B	C	WEIGHT
15	1/2"	130	47,5	340	5,5
20	3/4"	150	52,5	333	6,5
25	1"	160	57,5	424	10,5
32	1.1/4"	180	70	427	11,5
40	1.1/2"	200	75	476	17,5
50	2"	230	82,5	482	20,0

### ACTUATOR

ACTUATOR	Ø D	E	WEIGHT
<b>T.60</b>	149	94	3,5
<b>T.80</b>	162	93	5,0
<b>T.100</b>	188	96	6,5
<b>T.150</b>	226	93	10,0

For valve sizing, see leaflet n° 100/VP.

Specifications given are only indicative and not binding for the manufacturer who reserve the right to carry-out any modifications deemed necessary without prior notice. All data sheets by CONFLOW SpA, are available last update on our internet web site [www.conflo.it](http://www.conflo.it).