

www.rechner-sensors.com

**RECHNER
SENSORS**

CATALOGUE

***CAPACITIVE
SENSORS
KAS***



CE



Registration No.: 1327-01



Testing laboratory accredited according to
DIN EN ISO / IEC 17025 Reg.-No. DGA-PL-048/95-03

For all transactions, the newest version of the „General Conditions of Sale and Delivery for Products and Services of the Electrical Industry ZVEI“ shall apply, along with the supplementary conditions „extended reservation of proprietary rights“, together with the supplements listed on our order confirmations and/or invoices.

All specifications are subject to change without notice. Reprint, even in part, only with our consent.
© RECHNER Germany 04/2013 GB - Printed in EU, all rights reserved.

Edition April 2013

With publication of this catalogue all former printed catalogues about RECHNER capacitive sensors are invalid.

All specifications are subject to change without notice. (04/2013)

CAPACITIVE SENSORS KAS

	PAGES
TECHNOLOGY	4 - 5
ADJUSTMENT	6
DIAGRAMS	7
MOUNTING	8 - 9
TECHNICAL TERMS	9 - 10
APPLICATION EXAMPLES	11
SERIES	12 - 13
TYPE CODE	14
CYLINDRICAL HOUSINGS	15 - 90
StEx - SENSORS / ATEX	91 - 108
ATEX SENSORS WITH MANUFACTURER DECLARATION	109 - 114
ATEX MINI SENSORS NAMUR WITH AMPLIFIER	115 - 118
ATEX SERIES 40 NAMUR	119 - 144
MINI SENSORS NAMUR WITH AMPLIFIER	145 - 152
HIGH TEMPERATURE SENSORS	153 - 162
HIGH TEMPERATURE SENSORS SERIES KS / KSA	163 - 172
FEMALE CONNECTORS	173
MOUNTING BLOCKS	174
PROTECTION CAPS AND SEALING SETS	175
SENSOR HOLDER	176
NORMS	177 - 178
REGULATIONS ON EXPLOSION PROOF VERSIONS	179
TYPE SELECTION IN ARTICLE NUMBER ORDER	180 - 181
TYPE SELECTION IN TYPE DESCRIPTION ORDER	182 - 183

All specifications are subject to change without notice. (04/2013)

TECHNOLOGY

Capacitive sensors, our abbreviation KAS, contain a transistor oscillator which is actuated when a defined capacitance is exceeded by the approach of metals, non-metals or liquids. The smaller its dielectric permittivity ϵ_r the closer the medium has to be approached. This effect can also be achieved by detecting through non-metal materials, if the dielectric permittivity of the material to be detected is higher (approx. factor 5). Depending on the type the current change of the oscillator will be amplified to a streamlined output signal or output as a binary signal by a switching amplifier.

Output stages with **npn or pnp transistors** are available for **DC** operation.
A **transistor output** stage or FET-output is integrated for **AC** connection

The output switching functions are **NO, NC or change-over (antivalent)**, similar to mechanical switches.

Electronic circuits, PLCs, relays or contactors can be activated directly by capacitive sensors. The current change in the oscillator is caused without physical contact by the approach of the actuating material to the active area. The damping of the oscillator is possible between the active surface and specified sensing distance (S_n) $\pm 10\%$. The RECHNER capacitive sensors with 20-turn spindle potentiometer allow sensitivity adjustment greater or less than the nominal sensing distance. Under the best operating conditions (e.g. constant ambient conditions) a sensing distance up to the maximum specified value can be adjusted. The components of the KAS are mounted in plastic or metal casings and encapsulated with epoxy casting resin.

The plastics used for the housings are:

- ⇒ PA (polyamide) 6.6 glass-fibre reinforced
- ⇒ PA conductive (carboniferous)
- ⇒ PC (polycarbonate) (FDA 21 CFR 177.1580)
- ⇒ PEEK (polyetheretherketone) (FDA 21 CFR 177.2415)
- ⇒ PPO (polyphenylenoxide)
- ⇒ PTFE (polytetrafluor ethylene) (FDA 21 CFR 177.1550)
- ⇒ PVC (polyvinylchloride)
- ⇒ PVDF (polyvinylidenfluoride) (FDA 21 CFR 177.2510)
- ⇒ POM (polyoxymethylen)
- ⇒ PP (polypropylen) (FDA 21 CFR 177.1520)

And the metal housings are

- ⇒ brass / chrome or nickel-plated
- ⇒ VA stainless-steel, material No. 1.4301, No. 1.4305 or 1.4404 (FDA conforming)
- ⇒ Aluminium die-cast

By means of the following measures all devices are insensitive to dirt, vibration (vibration stability: 30 g, 100...2000 Hz, 1 hour) and are watertight (depending on the type, up to IP 68). The choice of housings enables a wide range of applications, e.g. with aggressive media, in hot areas or in areas subjected to steam. Only pre-tested electronic components, proven integrated circuits and hybrid circuits are used and produced with SMT. The standard constant ambient temperature permitted is -25 up to +70 °C, and up to 90 °C for brief periods. High-temperature types for use from -200 up to +250 °C are also included in our general product line.

With contactless detection no physical actuating force is required for operation. There is no contact bounce, no sensor wear, no maintenance and the service life is independent of the switching frequency.

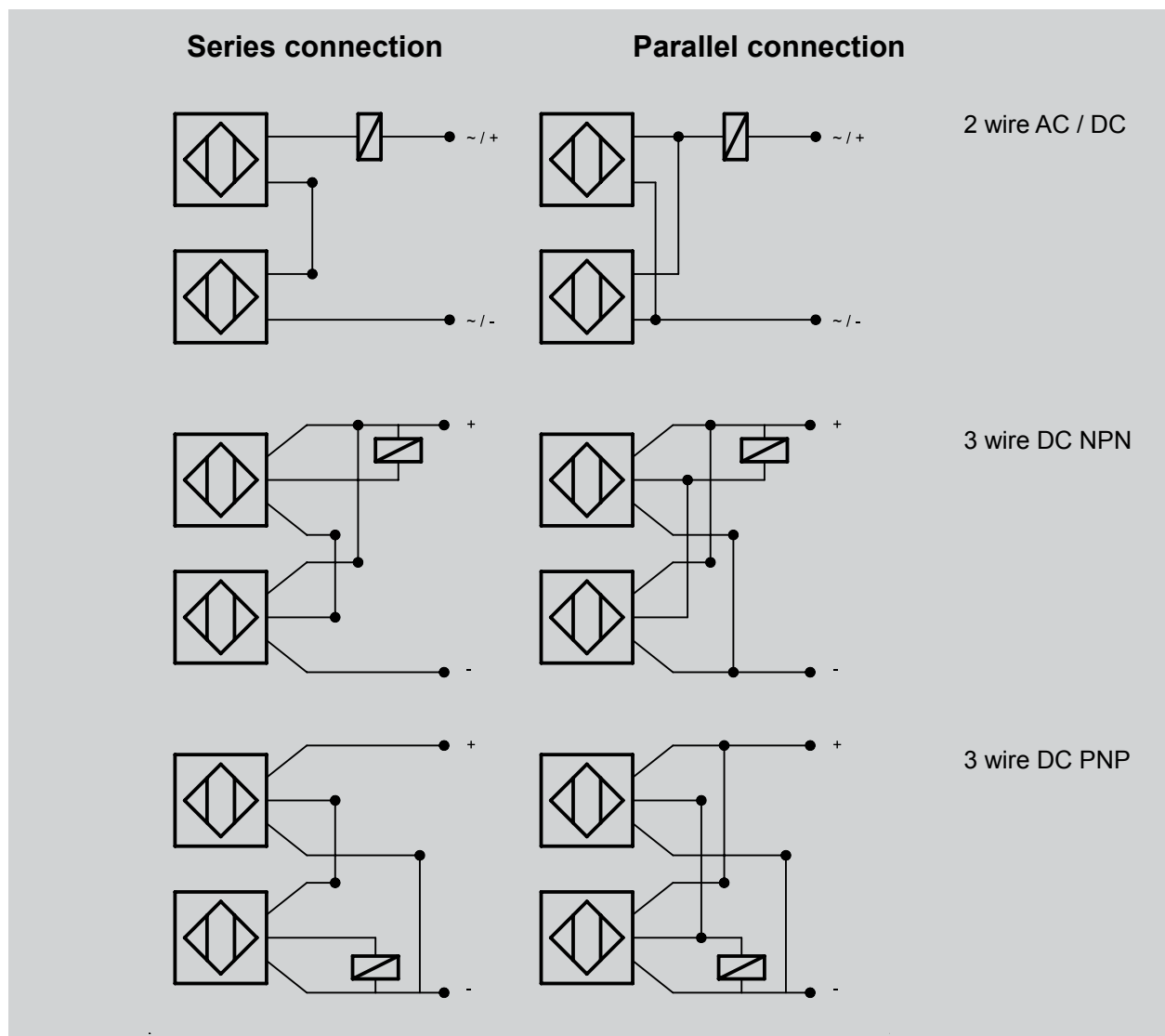
KAS can be used in machines, systems and vehicles for level monitoring of liquids or bulk material, and also through non-metal windows. Further more as limit switches, contact-less position switches for monitoring and positioning, as pulse generator for counting tasks, distance and speed measurements and for many other applications (for examples of applications: see page 11).

TECHNOLOGY

Wiring of the capacitive sensors should be routed separately or screened from heavy conductor lines, as in extreme cases inductive peak voltages can destroy the sensors despite the integrated protective circuit. Screened cable or twisted lines are recommended, especially for longer cable runs > 5 m. Direct control of electric light bulbs is to be avoided, because during the switch-on moment cold current is many times the rated current and can destroy the output stage of the sensor.

Units with strong near field power, e. g. high power walkie-talkies, or noise sources in the lower frequency range, e.g. long, middle or short wave transmitters should not be operated close to the sensors or additional measures have to be taken in order to eliminate incorrect operation.

2- and 3-wire sensors with binary output can be used in series or parallel connection, similar to mechanical contacts. The type-typical voltage drop and the residual voltage U_d , which must be multiplied in accordance with the number of sensors for series connection, must be noted. In the case of parallel connection of sensors with thyristor output, the first switched output takes over the total load current.

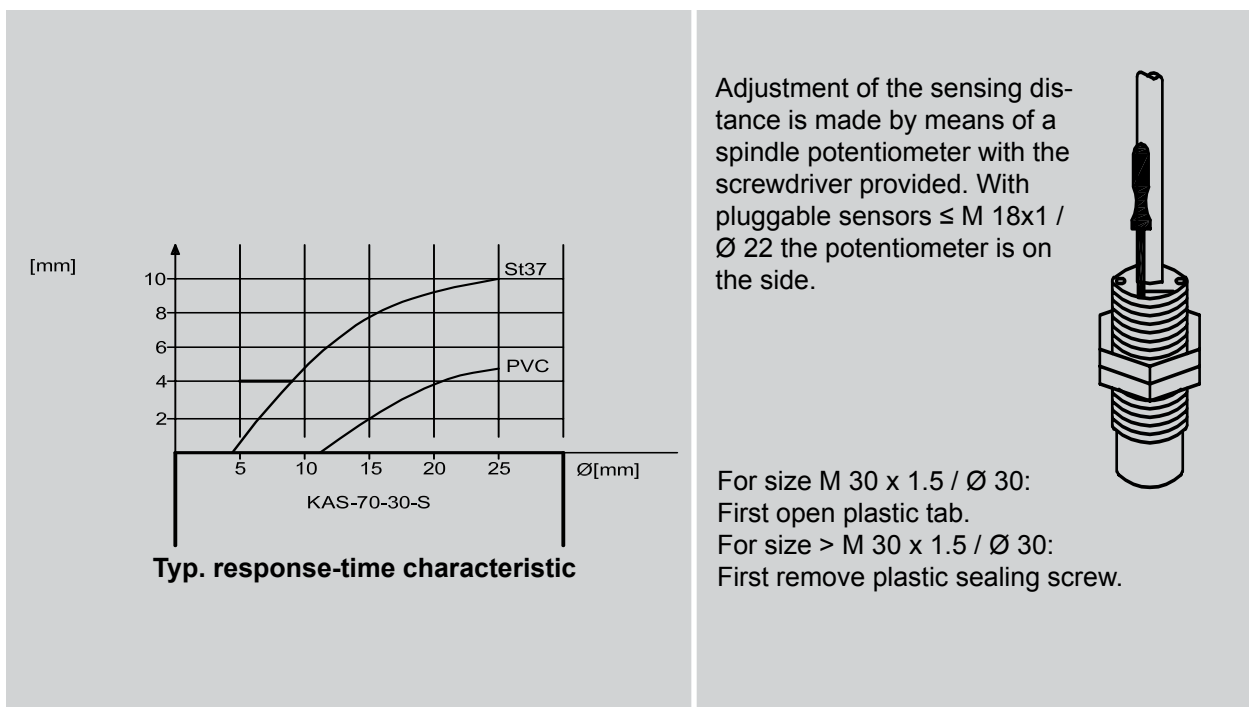


All specifications are subject to change without notice. (04/2013)

ADJUSTMENT

Analog capacitive sensors are equipped with a 20-turn spindle potentiometer. This allows adjustment of an application specific operating range between the **minimum distance "0 mm"** and the type-typical maximum value. Consequently, the full output current range (4...20 mA) is always present, regardless of the required measuring distance. The analog sensors of series 80 are designed with a 2-colour LED which facilitates adjustment. Outside the operating range $I_A < 4$ mA and $I_A > 20$ mA green light is emitted to display operational readiness. Within the operating range of 4...20 mA the LED is yellow. In the undamped state the output current value is > 20 mA and moves with the reduction of the object distance toward 4 mA (value at total damping approx. 2.5 mA). In the case of series 40 for some types the current characteristic is inversely-proportional to the object-distance.

The data of the **nominal sensing distance** are based on the measuring method according to DIN VDE 0660, Part 208. The respective nominal sensing distance is indicated with a tolerance of ± 10 %. The **standard measurement plate** is square with a thickness of 1 mm and is made of carbon steel FE 360 (defined in ISO 630: 1980) with a smoothed surface and earthed. The side lengths are equal to the diameter of the active area of the KAS or equal to $3 \times S_n$, depending on which value is greater. With a different material or a smaller surface of the actuating element, the sensing distance is smaller.

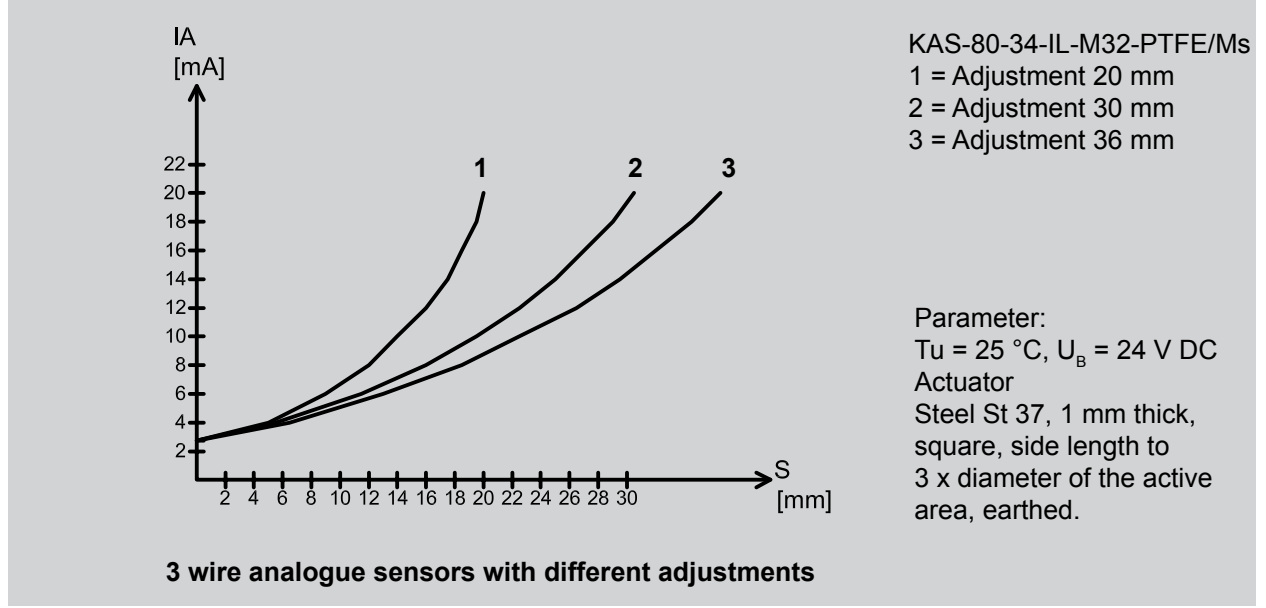
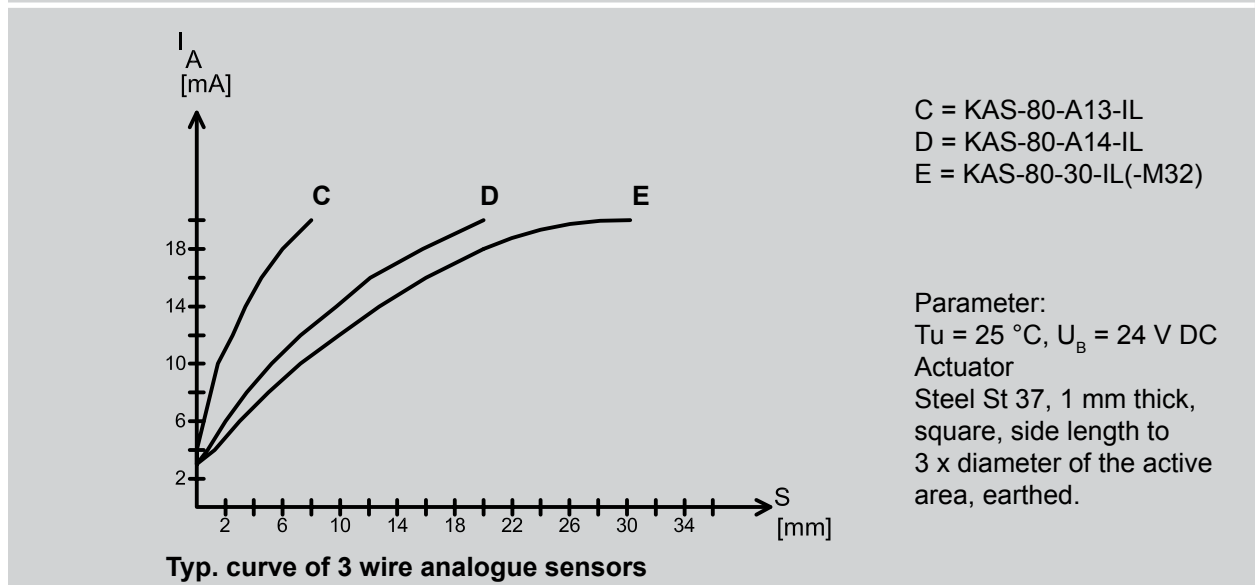
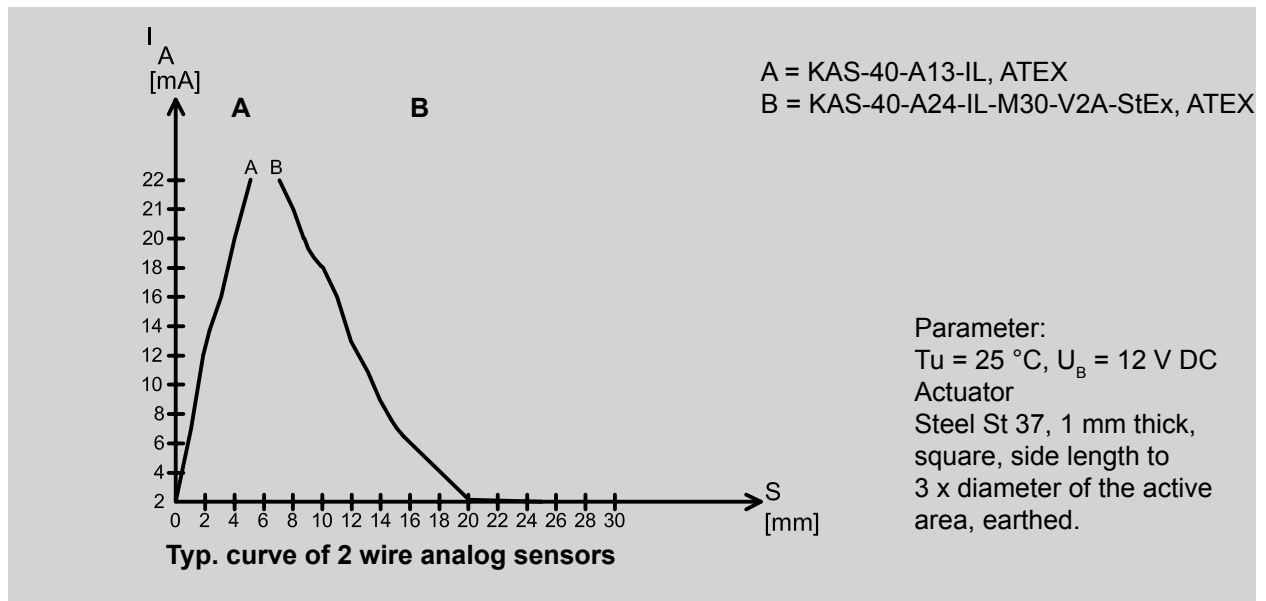


The possible sensing distance for a particular material is dependent on the dielectric permittivity ϵ_r and can be worked out by means of the typical reduction factors:
Sensing distance = $S_n \times$ reduction factor.

Material:	FE 360	St 37	Water	Wheat	Wood	Glass	Oil	PVC	PE	Ceramic
Reduction factor approx.	1	1	1	0,8	0,7	0,6	0,4	0,4	0,37	0,3

All specifications are subject to change without notice. (04/2013)

TYPICAL CURVES



All specifications are subject to change without notice. (04/2013)

MOUNTING

There are two different types of capacitive sensors:

1. **For flush mounting in metal or other materials.** These sensors can be mounted close together (see Fig. 1 and 3) and are specially designed for contact-less detection of solids or liquids through non-metal containers (max. wall-thickness 4 mm)
2. **For non-flush mounting in metal or other materials.** When mounting two or more sensors side by side a space / free zone must be provided (see Fig. 2 and 4). These sensors are designed for applications where the detecting material comes into contact with the active area of the sensor (e.g. level monitoring of bulk materials or liquids).

Mounting

Fig.1

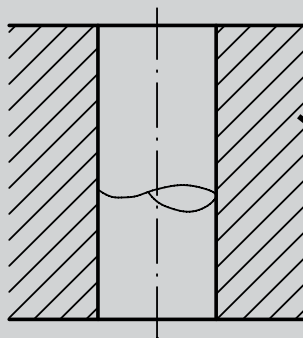
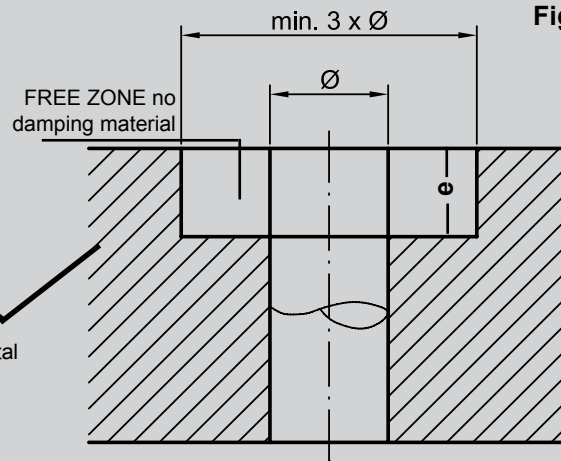


Fig.2



The dimension „e“ corresponds to the thread-free area of standard sensor types (-A21-...). Otherwise „e“ is ≥ 25 mm.

Fig.3

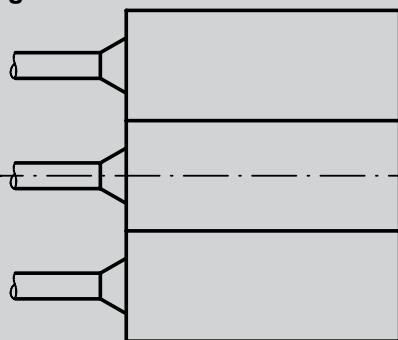
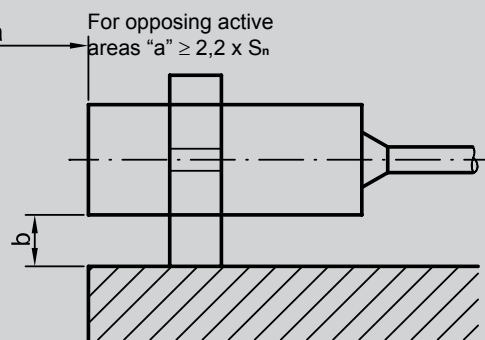


Fig.4



For **non-flush mountable** Sensors distance „b“ has to be $\geq 1,5 \times S_n$.

MOUNTING

In order to prevent damage to the threaded sleeves when mounting, the material and version-dependent **maximum torque** should be taken into consideration. The values listed in the table are based on the use of the nuts supplied with the sensors.

Thread	Housing Material					
	PVC	PPO	PA 6.6	PTFE	Brass	Stainless Steel
M 5 x 0.5	-	-	-	-	-	1.5 Nm
M 8 x 1	-	-	-	-	-	4.5 Nm
M 12 x 1	1.5 Nm	1 Nm	1 Nm	0.2 Nm	15 Nm	15 Nm
M 18 x 1	-	3 Nm	1.7 Nm	0.5 Nm	28 Nm	40 Nm
M 22 x 1.5	12 Nm	10 Nm	6 Nm	1.4 Nm	32 Nm	50 Nm
M 30 x 1.5	-	8 Nm	8 Nm	2.5 Nm	82 Nm	150 Nm
M 32 x 1.5	-	13 Nm	13 Nm	3 Nm	110 Nm	180 Nm
G 1"	-	-	-	2,5 Nm	-	-

Due to the permitted thread tolerances specified in German standard DIN 13, the **maximum screw-in length** for threaded sensors should be taken into consideration. Depending on that the length of the threaded block for screwing in proximity sensors should not exceed the following dimensions. In the case of larger threaded blocks we recommend drilling a blind hole in order to adhere to the maximum screw-in length.

Thread:	M 5 x 0.5	M 8 x 1	M 12 x 1	M 18 x 1	M 22 x 1.5	M 30 x 1.5	M 32 x 1.5
Maximum length	3 mm	6 mm	8 mm	12 mm	12 mm	12 mm	12 mm

TECHNICAL TERMS

Unless otherwise specified technical data is as follows: +20 °C,
 $U_B = 8 \text{ V DC}$ for KAS-40; $U_B = 24 \text{ V DC}$ for KAS-70 and KAS-80 and $U_B = 230 \text{ V AC}$ for KAS-90.

Operating sensing distance / S_a

Within the operating sensing distance the sensor operates reliably taking into account all the possible tolerances. It lies between 0 and $0.81 \times S_n$.

Power up time delay

The time the sensor needs to be ready for operation after connecting the operating voltage. It is in the milliseconds range.

TECHNICAL TERMS

Housing materials

The application of the housing materials used is based on the technical specifications of the material and of the manufacturer. Even though RECHNER Sensors have far-reaching application experience concerning the use of different housing materials, the customer is responsible for checking in each case that the housing material is suitable for the application.

Cable

For the standard models PVC- or PUR-cable are used. One has to take into consideration that the cable should not be moved with ambient temperatures below $-5\text{ }^{\circ}\text{C}$. PVC is not suitable for use in applications with oil-based liquids or with UV-radiation. PUR is not suitable for continuous contact with water. For special application areas silicone or PTFE cables are available.

Minimum sensing distance / S_{min}

The minimum possible sensing distance, which can be adjusted by potentiometer and which can be used effectively in practical applications with reference to a medium with $\epsilon_r \geq 80$.

Maximum sensing distance / S_{max}

The maximum possible sensing distance, which can be adjusted by potentiometer and which can be used effectively in practical applications with reference to a medium with $\epsilon_r \geq 80$. The sensors should only be used under constant ambient conditions, such as constant temperature, no humidity, and no deposits on the active face of the sensor.

Nominal sensing distance / S_n

The characteristic value of a proximity sensor, without consideration of production tolerances and variations due to temperature and voltages.

Real sensing distance / S_r

The sensing distance determined at $+20\text{ }^{\circ}\text{C}$ and rated voltage. Here the series variance is taken into consideration. Variation max. $10\% \pm$ of S_n .

Reduction factors

For materials other than metals (e.g. FE 360 or ST 37, Al, Cu) or water, the reduction factors shown in the table on page 6 should be taken into consideration.

Series- and parallel connection

It is possible to connect the proximity sensors in series or parallel. When considering this it must be taken into account that the voltage drops are added for series connection and the residual voltages for parallel connection. Under these circumstances it is advisable to operate a maximum of three sensors in a corresponding circuit.

Repeat accuracy of the switching point

The variation of the switching point of two successive measurements at constant ambient conditions.

Frequency of operating cycles

The maximum damping and un-damping cycles of the proximity sensor within one second. To ascertain the frequency of operating cycles a pulse / break ratio of 1 : 2 is used as a basis, at S_n .

Switching hysteresis

The difference between the switch-on and switch-off point of a proximity sensor, when approaching or moving away from the standard measuring plate.

Enclosure rating

IP 65: Protection against contact with voltage-carrying parts, protection against ingress of dust and water jet.

IP 67: Protection against contact with voltage-carrying parts, protection against ingress of dust and protection against ingress of water when the equipment is immersed in water, up to 1 m depths and for a period of 30 minutes.

Temperature variation

The displacement of the switching point if the ambient temperature changes.

APPLICATION EXAMPLES

Fig. 1: Level control in a container with non flush mountable sensors



Fig. 2: Glue line detection with flush mountable sensors




Fig. 3 to 5: Level control of granules, powder or bulk material



Fig. 6: Level control or road salt



Fig. 7: Position control



All specifications are subject to change without notice. (04/2013)

SERIES

The series 40 contains capacitive 2-wire proximity signal generators according to NAMUR DIN 60947-5-6, also StEx-Versions for use in zone 20 (dust explosion protection). These sensors can be mounted in explosion hazardous areas when they are connected to approved isolating switching amplifiers with intrinsically safe control circuit [EExia] or [EExib], our series N-132. Depending on the isolating switching amplifier selected the NAMUR-sensors of this series can be used up to zone 1 (StEx-Versions also for zone 20). The data specified in the certificate of conformity of the selected isolating switching amplifier must be taken into consideration. The 2-wire analog sensors of this series can also be used in zone 1 if they are connected to an ATEX-certificated amplifier, such as our series N-132.

The transistor amplifier of our **series 120** has been designed especially for use with **our capacitive NAMUR mini-sensors** (e.g. *KAS-40-6/15-N*, *KAS-40-A11-N*, *KAS-40-18/5-N*). All sensors according to NAMUR are connectable (provided that the cable diameter corresponds to the connector), our *series IAS-30...* and *KAS-40...* The sensing distance is adjustable by means of a potentiometer, this also applies to capacitive sensors that have no adjustment on the body. The antivalent outputs (NO and NC function) are overload protected and are available as pnp or npn output. The strong PA 6.6 housing may be mounted with additional units side by side and is equipped with a two-colour LED display that monitors stand-by (green) operating condition (yellow). Sensor and amplifier may be connected by a plug contact (female connector is enclosed).

The **series 70** contains capacitive 3-wire or 4-wire proximity sensors with NPN digital output with NO, NC or antivalent function (NO and NC). Electronic circuits, PLC's, relays and our power supplies of series 130 can be activated directly. The sensors are reverse-polarity protected, overload-protected and have electronic short-circuit protection. StEx-versions with ATEX and IECEx certification for applications in zone 20, sensors for ambient temperatures up to +100 °C or for products with very high static charge complete the scope of the standard versions.

The **series 80** contains capacitive 3-wire or 4-wire proximity sensors with PNP digital output with NO, NC or antivalent function (NO and NC). Electronic circuits, PLC's, relays and our power supplies of series 130 can be activated directly. The sensors are reverse-polarity protected, overload-protected and have electronic short-circuit protection. StEx-versions with ATEX and IECEx certification for applications in zone 20, sensors for ambient temperatures up to +100 °C or for products with very high static charge complete the scope of the standard versions.

The **series 2000 quattro⁺³** contains capacitive 3-wire DC proximity sensors with **four output-functions**, **NPN-NO** and **PNP-NC** or, after resetting of the coding switch, **NPN-NC** and **PNP-NO**. Electronic circuits, PLC's and relays can be directly activated. Different housing materials are available, such as PA or PPO, PTFE, PTFE / brass or PTFE / VA. This series is completed by a version for medium temperatures up to **+160 °C**.

The **series 90** contains capacitive 2-wire AC / DC proximity sensors with thyristor digital output or FET-stage with NO and NC function. AC relays, conductors and solenoid valves can be directly activated. PLCs with AC inputs can also be connected so long as the minimum load current is taken into consideration. The sensors have a protective circuit against high induction voltages.

The **series 1000 duo⁻²** contains capacitive 2-wire a.c.-d.c. proximity sensors with NO and NC-function. The supply voltage range of 20...250 V AC / DC allows for applications in electronic circuits, PLC's as well as for conductors with AC supply voltage. The output functions (NO or NC) can be determined by means of a coding switch.

SERIES

For increased requirements for the permitted ambient temperature range of our capacitive proximity sensors, we offer the series **up to +100 °C** with integrated electronics as a 3-Wire DC version (see series 70 and 80). The sensors are available with housings made of PTFE, PTFE / VA or PTFE / brass.

Sensors with quattro+³ are available for temperatures up to **+160 °C (medium)** (see series 2000). Here too housing materials of PTFE and VA are used as standard.

For extreme ambient or product-temperature conditions, our series 250 (see series 250) or “KXS-Extreme” are available with **high temperature sensors up to +250 °C** and remote electronics (please ask for the KXS catalogue). The sensors of our series 250 are integrated in PTFE or PTFE / VA housings. The FEP-coated sensor cable, in the lengths 2 m and 5 m, is the connection to the evaluation unit and may also be used under high-temperature conditions. The evaluation unit is connected to the sensor by means of a plug-in connector. On the sensor side the cable is permanently cast in or equipped with a temperature-resistant plug-in-connector (...Y-version). The sensing distance for high temperature sensors can be adjusted on the evaluation unit and the switching state is displayed by a LED. The sensing distance adjustment should be made at operating temperature. Here the maximum specified sensing distance and the temperature drive must be taken into consideration.

TYPE CODE KAS/TS

										If existing StEx-N = StEx according to ATEX
										If existing Y... = Flange connector
									If existing EST = Protection against static electrification	
									G = For strong adhesive media	
									100°C, 160°C,... = High temperature range	
									If existing PTFE, PTFE/MS,... = Housing material	
									If existing M..., (G)1" = Thread	
									KL = Terminal connection	
									If existing K = Plastic housing	
										A = Antivalent function (NO / NC) IL = Analogue function N = NAMUR Ö = NC S = NO
										A... = European standard C...(-...) = Rectangular housing (M).../... = Diameter NPN, PNP = Output function (for TS-... only) 14, 10, 38, 35,... = Version
40	=	NAMUR DIN 60947-5-6/2-wire analogue								StEx- or EST-Series and AC / DC sensors in metal housings have an earth wire. Pluggable versions have an additional pin.
70	=	3 wire/4 wire DC NPN								
80	=	3 wire/4 wire DC PNP/3-wire analogue								
90	=	2 wire AC / DC								
120	=	TS-... / transistor amplifier 4 wire DC								
1000	=	2 wire AC / DC NO / NC changeable								
2000	=	3 wire DC NPN / PNP NO / NC changeable								
KAS	=	Capacitive Proximity Sensor								
TS	=	Transistor amplifier as evaluation unit for capacitive MINI sensors								

TYPE CODE KS/KSA

										If existing Y = Flange connector
										If existing BB = Blackbox
									If existing PTFE,... = Housing material	
									If existing A = Antivalent function (NO / NC)	
									S = NO	
									Ö = NC	
									If existing M... = Diameter	
250	=	Series 250								
14	=	Series 250 for KS-Sensor Ø 14 mm								
									If existing 70 = 3 wire / 4 wire DC NPN 80 = 3 wire / 4 wire DC PNP	
KS	=	Capacitive High Temperature Sensor								
KSA	=	Capacitive High Temperature Evaluation Unit								

All specifications are subject to change without notice. (04/2013)

CYLINDRICAL HOUSING

	Pages
Capacitive sensors M 8 to Ø 11 mm	16 - 18
Capacitive sensors M 12	19 - 25
Capacitive sensors M 18	26 - 36
Capacitive sensors Ø 20 mm to M 22	37 - 42
Capacitive sensors Ø 30 mm	43 - 48
Capacitive sensors M 30	49 - 62
Capacitive sensors M 32	63 - 83
Capacitive sensors Ø 34 mm to Ø 64 mm	84 - 89

All specifications are subject to change without notice. (04/2013)



Capacitive Sensors



Series 80 - PNP

Housing M 8 x 1

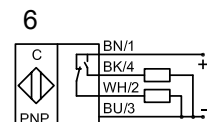
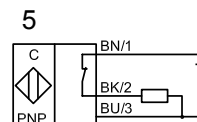
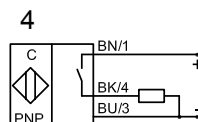
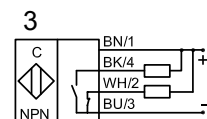
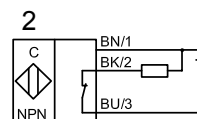
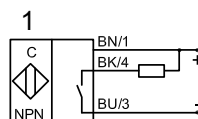
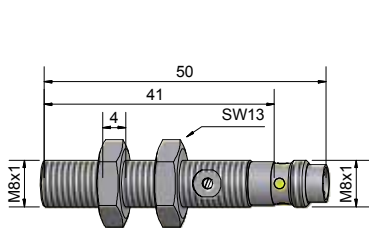
- Housing material: Stainless steel VA
- Sensing distance 0.1...2.5 mm adjustable with 270° potentiometer
- With flange connector M 8 x 1

Certificate:



Technical data	Flush mountable
Operating distance S_n	1.5 mm
Operating distance min. / max. adjustable	0.1...2.5 mm
Electrical version	3 pin DC
Output function	Normally open (NO)
Type NPN	
Art.-No.	
Connection diagram No.	
Type PNP	KAS-80-A11-S-Y7
Art.-No.	
KA 0736	
Connection diagram No.	
4	
Operating voltage (U_B)	10...35 V DC
Output current max. (I_o)	150 mA
Voltage drop max. (U_d)	≤ 2.0 V
Permitted residual ripple max.	10 %
No-load current (I_o)	Typ. 15 mA
Frequency of operating cycles max.	50 Hz
Permitted ambient temperature	-25...+70 °C
LED-display	Yellow
Protective circuit	Built-in
Degree of protection IEC 60529	IP 67*
Norm	EN 60947-5-2
Connection	Flange connector M 8 x 1
Housing material	VA No. 1.4305
Active surface	PTFE (FDA 21 CFR 177.1550)
Lid	-

* With sealed potentiometer screw



Made in Germany

All specifications are subject to change without notice. (04/2013)



Capacitive Sensors



Series 80 - PNP

Housing M 8 x 1

- Housing material: Stainless steel VA
- Sensing distance 0.5...4 mm adjustable with 270° potentiometer
- With flange connector M 8 x 1

Certificate:



Technical data

Non-flush mountable

Operating distance S_n	2 mm
Operating distance min. / max. adjustable	0.5...4 mm
Electrical version	3 pin DC
Output function	Normally open (NO)

Type NPN

Art.-No.

Connection diagram No.

Type PNP

KAS-80-A21-S-Y7

Art.-No.

800 130

Connection diagram No.

4

Operating voltage (U_B) 10...35 V DC

Output current max. (I_o) 150 mA

Voltage drop max. (U_o) ≤ 2.0 V

Permitted residual ripple max. 10 %

No-load current (I_o) Typ. 15 mA

Frequency of operating cycles max. 50 Hz

Permitted ambient temperature -25...+70 °C

LED-display Yellow

Protective circuit Built-in

Degree of protection IEC 60529 IP 67*

Norm EN 60947-5-2

Connection Flange connector M 8 x 1

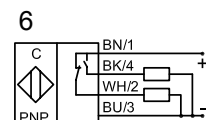
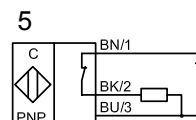
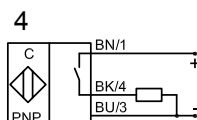
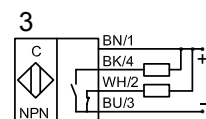
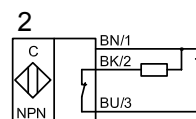
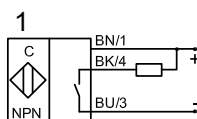
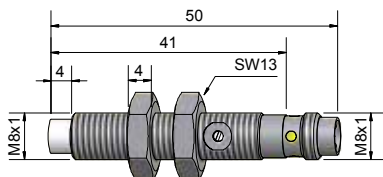
Housing material VA No. 1.4305

Active surface PTFE (FDA 21 CFR 177.1550)

Lid -

* With sealed potentiometer screw

All specifications are subject to change without notice. (04/2013)



Made in Germany



Capacitive Sensors Series 70 - NPN Series 80 - PNP



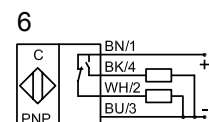
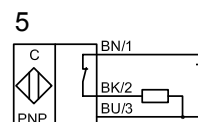
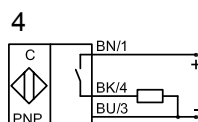
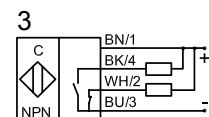
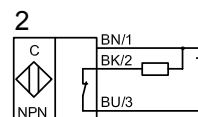
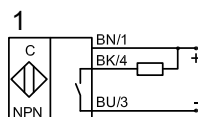
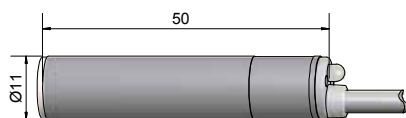
- Housing Ø 11 mm
- Housing material: Brass
 - Sensing distance 0.5...5 mm adjustable



Certificate:

Technical data	Flush mountable
Operating distance S_n	2 mm
Operating distance min. / max. adjustable	0.5...5 mm
Electrical version	4-wire DC
Output function	Antivalent (NO + NC)
Type NPN	KAS-70-10-A
Art.-No.	KA 0040
Connection diagram No.	3
Type PNP	KAS-80-10-A
Art.-No.	KA 0045
Connection diagram No.	6
Operating voltage (U_B)	10...35 V DC
Output current max. (I_e)	2 x 250 mA
Voltage drop max. (U_d)	≤ 2.0 V
Permitted residual ripple max.	10 %
No-load current (I_o)	Typ. 15 mA
Frequency of operating cycles max.	50 Hz
Permitted ambient temperature	-25...+70 °C
LED-display	Green / yellow
Protective circuit	Built-in
Degree of protection IEC 60529	IP 67*
Norm	EN 60947-5-2
Connection cable	2 m, PUR, 4 x 0.14 mm ²
Housing material	Brass
Active surface	PTFE (FDA 21 CFR 177.1550)
Lid	PA / PPO

* With sealed potentiometer screw



Made in Germany

All specifications are subject to change without notice. (04/2013)



Capacitive Sensors
Series 70 - NPN
Series 80 - PNP



Housing M 12 x 1

- Housing material: Stainless steel VA
- Sensing distance 0...6 mm adjustable

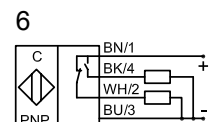
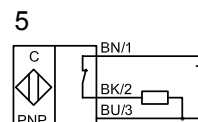
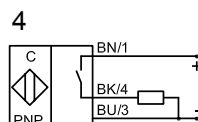
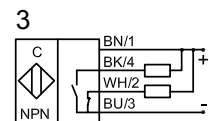
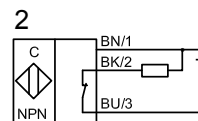
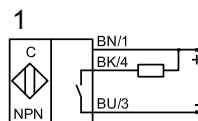
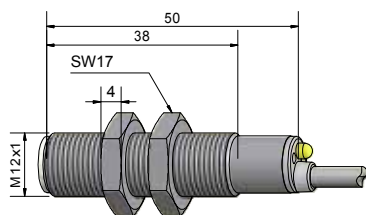
Certificate:



Technical data	Flush mountable	Flush mountable
Operating distance S_n	2 mm	2 mm
Operating distance min. / max. adjustable	0...6 mm	0...6 mm
Electrical version	3-wire DC	4-wire DC
Output function	Normally open (NO)	Antivalent (NO + NC)
Type NPN		KAS-70-A12-A
Art.-No.		700 150
Connection diagram No.		3
Type PNP	KAS-80-A12-S	KAS-80-A12-A
Art.-No.	800 200	800 150
Connection diagram No.	4	6
Operating voltage (U_B)	10...35 V DC	10...35 V DC
Output current max. (I_o)	250 mA	2 x 250 mA
Voltage drop max. (U_o)	≤ 2.0 V	≤ 2.0 V
Permitted residual ripple max.	10 %	10 %
No-load current (I_o)	Typ. 15 mA	Typ. 15 mA
Frequency of operating cycles max.	500 Hz	500 Hz
Permitted ambient temperature	-25...+70 °C	-25...+70 °C
LED-display	Green / yellow	Green / yellow
Protective circuit	Built-in	Built-in
Degree of protection IEC 60529	IP 67*	IP 67*
Norm	EN 60947-5-2	EN 60947-5-2
Connection cable	2 m, PUR, 3 x 0.14 mm ²	2 m, PUR, 4 x 0.14 mm ²
Housing material	VA No. 1.4305	VA No. 1.4305
Active surface	PTFE (FDA 21 CFR 177.1550)	PTFE (FDA 21 CFR 177.1550)
Lid	PA / PPO	PA / PPO
Media optimized	Yes	Yes

All specifications are subject to change without notice. (04/2013)

* With sealed potentiometer screw



Made in Germany



Capacitive Sensors Series 70 - NPN Series 80 - PNP



Housing M 12 x 1

- Housing material: Stainless steel VA
- Sensing distance 0...6 mm adjustable
- With flange connector M 12 x 1

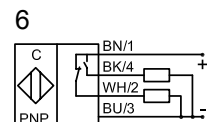
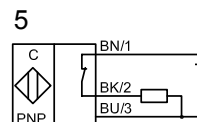
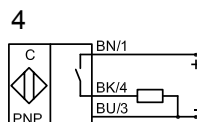
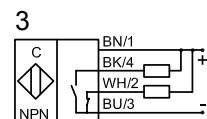
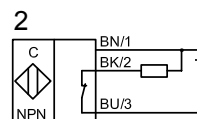
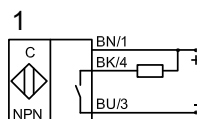
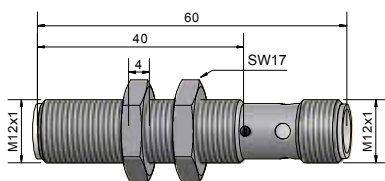
Certificate:



QuattroEtcProtect™

Technical data	Flush mountable
Operating distance S_n	2 mm
Operating distance min. / max. adjustable	0...6 mm
Electrical version	4 pin DC
Output function	Antivalent (NO + NC)
Type NPN	KAS-70-A12-A-Y5
Art.-No.	700 724
Connection diagram No.	3
Type PNP	KAS-80-A12-A-Y5
Art.-No.	800 724
Connection diagram No.	6
Operating voltage (U_B)	10...35 V DC
Output current max. (I_e)	2 x 250 mA
Voltage drop max. (U_d)	≤ 2.0 V
Permitted residual ripple max.	10 %
No-load current (I_o)	Typ. 15 mA
Frequency of operating cycles max.	500 Hz
Permitted ambient temperature	-25...+70 °C
LED-display	Yellow
Protective circuit	Built-in
Degree of protection IEC 60529	IP 67*
Norm	EN 60947-5-2
Connection	Flange connector M 12 x 1
Housing material	VA No. 1.4305
Active surface	PTFE (FDA 21 CFR 177.1550)
Lid	-
Media optimized	Yes

* With sealed potentiometer screw



Made in Germany

All specifications are subject to change without notice. (04/2013)



Capacitive Sensors with analogue output

Series 80 - IL

Housing M 12 x 1

- Housing material: Brass
- Operating range 0...5 mm

Certificate:



Technical data

Flush mountable

Operating range 0...5 mm

Linear range 0...3.5 mm

Electrical version 3-wire DC

Output function Analogue

Type Analogue PNP KAS-80-A12-IL

Art.-No. 800 400

Operating voltage (U_B) 15...30 V DC

Output current max. (I_o) ≥ 20 mA... ≤ 4 mA

Permitted residual ripple max. 5 %

No-load current (I_o) ≤ 40 mA

Output current active surface free ≥ 20 mA

Output current active surface covered ≤ 20 mA... ≤ 4 mA

Load resistor $R_L = 0...300$ Ohm

Permitted ambient temperature 0...+60 °C

LED-display Yellow / green

Protective circuit Built-in

Degree of protection IEC 60529 IP 67*

Norm EN 60947-5-2

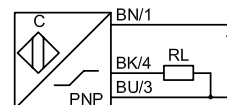
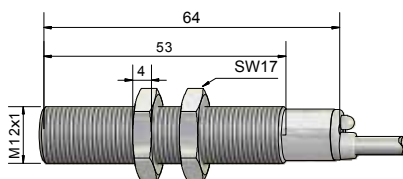
Connection cable 2 m, PUR, 3 x 0.14 mm²

Housing material Brass

Active surface PTFE (FDA 21 CFR 177.1550)

Lid PA / PPO

* With sealed potentiometer screw



All specifications are subject to change without notice. (04/2013)

Made in Germany



Capacitive Sensors

Series 80 - PNP



Housing M 12 x 1

- Housing material: PTFE
- Applicable for detection of chemical aggressive media
- Also suitable for food applications
- Sensing distance 0...6 mm adjustable

Certificate:

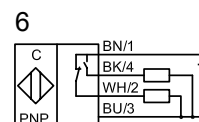
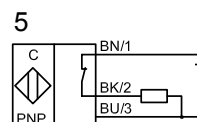
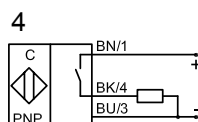
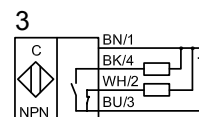
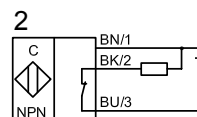
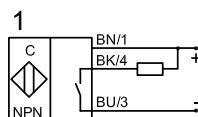
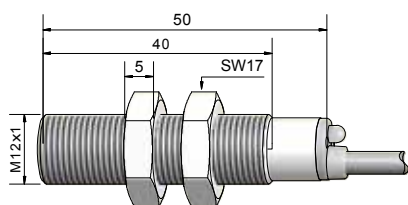


Technical data

Flush mountable

Operating distance S_n	2 mm
Operating distance min. / max. adjustable	0...6 mm
Electrical version	4-wire DC
Output function	Antivalent (NO + NC)
Type NPN	
Art.-No.	
Connection diagram No.	
Type PNP	
KAS-80-A12-A-K-PTFE	
Art.-No.	
KA 0142	
Connection diagram No.	
6	
Operating voltage (U_B)	10...35 V DC
Output current max. (I_e)	2 x 250 mA
Voltage drop max. (U_d)	≤ 2.0 V
Permitted residual ripple max.	10 %
No-load current (I_o)	Typ. 15 mA
Frequency of operating cycles max.	500 Hz
Permitted ambient temperature	-25...+70 °C
LED-display	Green / yellow
Protective circuit	Built-in
Degree of protection IEC 60529	IP 67*
Norm	EN 60947-5-2
Connection cable	2 m, PUR, 4 x 0.14 mm ²
Housing material	PTFE (FDA 21 CFR 177.1550)
Active surface	PTFE (FDA 21 CFR 177.1550)
Lid	PA / PPO
Media optimized	Yes

* With sealed potentiometer screw



Made in Germany

All specifications are subject to change without notice. (04/2013)



Capacitive Sensors
Series 70 - NPN
Series 80 - PNP



- Housing M 12 x 1
- Housing material: Stainless steel VA
 - Sensing distance 0.5...10 mm adjustable

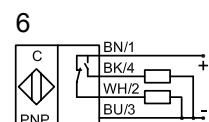
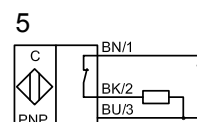
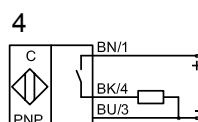
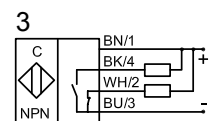
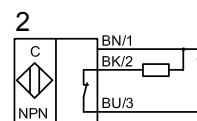
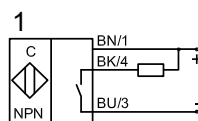
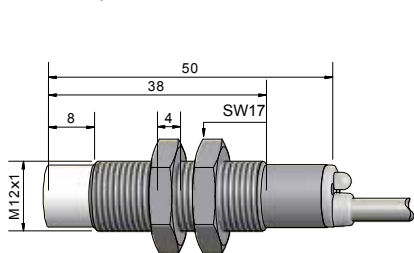
Certificate:



Technical data	Non-flush mountable	Non-flush mountable
Operating distance S_n	4 mm	4 mm
Operating distance min. / max. adjustable	0.5...10 mm	0.5...10 mm
Electrical version	3-wire DC	4-wire DC
Output function	Normally open (NO)	Antivalent (NO + NC)
Type NPN		KAS-70-A22-A
Art.-No.		700 735
Connection diagram No.		3
Type PNP	KAS-80-A22-S	KAS-80-A22-A
Art.-No.	800 750	800 735
Connection diagram No.	4	6
Operating voltage (U_B)	10...35 V DC	10...35 V DC
Output current max. (I_o)	250 mA	2 x 250 mA
Voltage drop max. (U_o)	≤ 2.0 V	≤ 2.0 V
Permitted residual ripple max.	10 %	10 %
No-load current (I_o)	Typ. 15 mA	Typ. 15 mA
Frequency of operating cycles max.	50 Hz	50 Hz
Permitted ambient temperature	-25...+70 °C	-25...+70 °C
LED-display	Green / yellow	Green / yellow
Protective circuit	Built-in	Built-in
Degree of protection IEC 529	IP 67*	IP 67*
Norm	EN 60947-5-2	EN 60947-5-2
Connection cable	2 m, PUR, 3 x 0.14 mm ²	2 m, PUR, 4 x 0.14 mm ²
Housing material	VA No. 1.4305	VA No. 1.4305
Active surface	PTFE (FDA 21 CFR 177.1550)	PTFE (FDA 21 CFR 177.1550)
Lid	PA / PPO	PA / PPO
Media optimized	Yes	Yes

All specifications are subject to change without notice. (04/2013)

* With sealed potentiometer screw



Made in Germany



Capacitive Sensors

Series 80 - PNP

Housing M 12 x 1

- Housing material: Stainless steel VA
- Sensing distance 0.5...10 mm adjustable
- With flange connector M 12 x 1



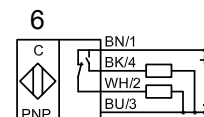
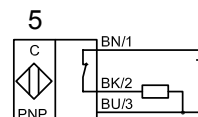
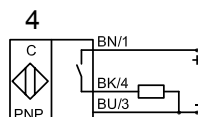
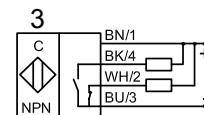
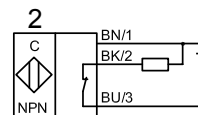
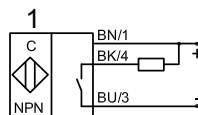
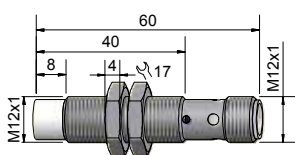
Certificate:



QuattroEtcProtect™

Technical data	Non-flush mountable
Operating distance S_n	4 mm
Operating distance min. / max. adjustable	0.5...10 mm
Electrical version	4-pin DC
Output function	Antivalent (NO + NC)
Type NPN	
Art.-No.	
Connection diagram No.	
Type PNP	
KAS-80-A22-A-Y5	
Art.-No.	
800 736	
Connection diagram No.	
6	
Operating voltage (U_B)	10...35 V DC
Output current max. (I_e)	2 x 250 mA
Voltage drop max. (U_o)	≤ 2.0 V
Permitted residual ripple max.	10 %
No-load current (I_o)	Typ. 15 mA
Frequency of operating cycles max.	50 Hz
Permitted ambient temperature	-25...+70 °C
LED-display	Yellow
Protective circuit	Built-in
Degree of protection IEC 529	IP 67*
Norm	EN 60947-5-2
Connection	Flange connector M12 x 1
Housing material	VA No. 1.4305
Active surface	PTFE (FDA 21 CFR 177.1550)
Lid	-
Media optimized	Yes

* With sealed potentiometer screw



Made in Germany

All specifications are subject to change without notice. (04/2013)



Capacitive Sensors
Series 70 - NPN
Series 80 - PNP



Housing M 12 x 1

- Housing material: PTFE
- Ideal for detection of chemically aggressive media
- Also suitable for food applications
- Sensing distance 0.5...10 mm adjustable

Certificate:



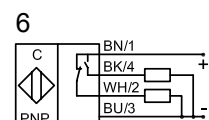
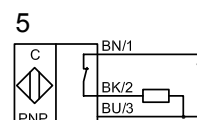
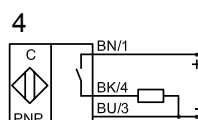
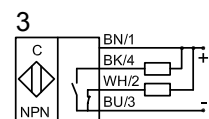
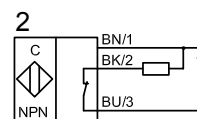
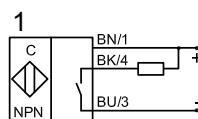
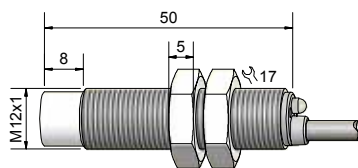
Technical data

Non-flush mountable

Operating distance S_n	4 mm
Operating distance min. / max. adjustable	0.5...10 mm
Electrical version	4-wire DC
Output function	Antivalent (NO + NC)
Type NPN	KAS-70-A22-A-K-PTFE
Art.-No.	700 745
Connection diagram No.	3
Type PNP	KAS-80-A22-A-K-PTFE
Art.-No.	800 745
Connection diagram No.	6
Operating voltage (U_B)	10...35 V DC
Output current max. (I_o)	2 x 250 mA
Voltage drop max. (U_o)	≤ 2.0 V
Permitted residual ripple max.	10%
No-load current (I_o)	Typ. 15 mA
Frequency of operating cycles max.	50 Hz
Permitted ambient temperature	-25...+70 °C
LED-display	Green / yellow
Protective circuit	Built-in
Degree of protection IEC 529	IP 67*
Norm	EN 60947-5-2
Connection cable	2 m, PUR, 4 x 0.14 mm ²
Housing material	PTFE (FDA 21 CFR 177.1550)
Active surface	PTFE (FDA 21 CFR 177.1550)
Lid	PA / PPO
Media optimized	Yes

All specifications are subject to change without notice. (04/2013)

* With sealed potentiometer screw



Made in Germany



Capacitive Sensors Series 70 - NPN Series 80 - PNP



Housing M 18 x 1

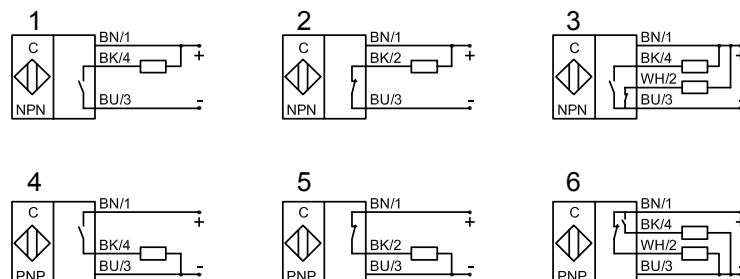
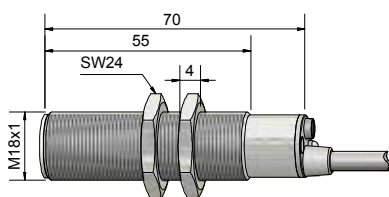
- Housing material: Brass
- Sensing distance 0.5...10 mm adjustable

Certificate:



QuattroEtcProtect™

Technical data	Flush mountable	Flush mountable
Operating distance S_n	5 mm	5 mm
Operating distance min. / max. adjustable	0.5...10 mm	0.5...10 mm
Electrical version	3-wire DC	4-wire DC
Output function	Normally open (NO)	Antivalent (NO + NC)
Type NPN		KAS-70-A13-A
Art.-No.		700 800
Connection diagram No.		3
Type PNP	KAS-80-A13-S	KAS-80-A13-A
Art.-No.	801 200	800 800
Connection diagram No.	4	6
Operating voltage (U_b)	10...35 V DC	10...35 V DC
Output current max. (I_o)	250 mA	2 x 250 mA
Voltage drop max. (U_d)	≤ 2,0 V	≤ 2,0 V
Permitted residual ripple max.	10 %	10 %
No-load current (I_o)	Typ. 15 mA	Typ. 15 mA
Frequency of operating cycles max.	300 Hz	300 Hz
Permitted ambient temperature	-25...+70 °C	-25...+70 °C
LED-display	Green / yellow	Green / yellow
Protective circuit	Built-in	Built-in
Degree of protection IEC 60529	IP 67	IP 67
Norm	EN 60947-5-2	EN 60947-5-2
Connection cable	2 m, PUR, 3 x 0,34 mm ²	2 m, PVC, 4 x 0,34 mm ²
Housing material	Brass	Brass
Active surface	PTFE (FDA 21 CFR 177.1550)	PTFE (FDA 21 CFR 177.1550)
Lid	PA / PPO	PA / PPO
Media optimized	Yes	Yes



All specifications are subject to change without notice. (04/2013)



Capacitive Sensors
Series 70 - NPN
Series 80 - PNP



Housing M 18 x 1

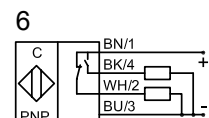
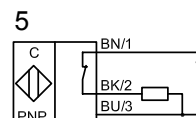
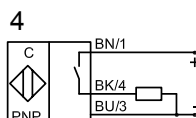
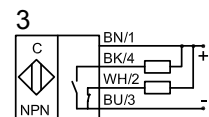
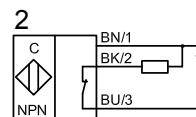
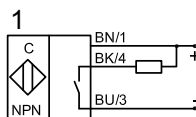
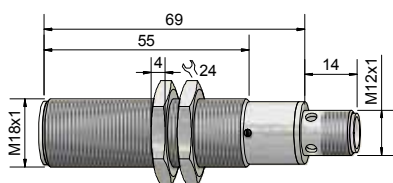
- Housing material: Brass
- Sensing distance 0.5...10 mm adjustable
- With flange connector M 12 x 1

Certificate:



Technical data	Flush mountable
Operating distance S_n	5 mm
Operating distance min. / max. adjustable	0.5...10 mm
Electrical version	4-pin DC
Output function	Antivalent (NO + NC)
Type NPN	KAS-70-A13-A-Y5
Art.-No.	701 981
Connection diagram No.	3
Type PNP	KAS-80-A13-A-Y5
Art.-No.	801 981
Connection diagram No.	6
Operating voltage (U_B)	10...35 V DC
Output current max. (I_o)	2 x 250 mA
Voltage drop max. (U_d)	≤ 2,0 V
Permitted residual ripple max.	10 %
No-load current (I_o)	Typ. 15 mA
Frequency of operating cycles max.	300 Hz
Permitted ambient temperature	-25...+70 °C
LED-display	Yellow
Protective circuit	Built-in
Degree of protection IEC 60529	IP 67*
Norm	EN 60947-5-2
Connection	Flange connector M 12 x 1
Housing material	Brass
Active surface	PTFE (FDA 21 CFR 177.1550)
Lid	-
Media optimized	Yes

* With sealed potentiometer screw





Capacitive Sensors with analogue output

Series 80 - IL

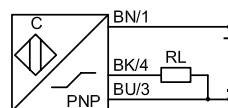
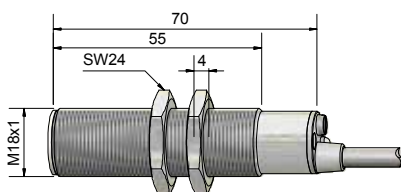
Housing M 18 x 1

- Housing material: Brass
- Operating range 0...8 mm

Certificate:



Technical data	Flush mountable
Operating range	0...8 mm
Linear range	0...5 mm
Electrical version	3-wire DC
Output function	Analogue
Type Analogue PNP	KAS-80-A13-IL
Art.-No.	801 600
Operating voltage (U_B)	15...30 V DC
Output current max. (I_o)	≥ 20 mA... ≤ 4 mA
Permitted residual ripple max.	5 %
No-load current (I_o)	≤ 40 mA
Output current active surface free	≥ 20 mA
Output current active surface covered	≤ 20 mA... ≤ 4 mA
Load resistor	$R_L = 0...300$ Ohm
Permitted ambient temperature	0...+60 °C
LED-display	Yellow / green
Protective circuit	Built-in
Degree of protection IEC 60529	IP 67
Norm	EN 60947-5-2
Connection cable	2 m, PUR, 3 x 0,34 mm ²
Housing material	Brass
Active surface	PTFE (FDA 21 CFR 177.1550)
Lid	PA / PPO



All specifications are subject to change without notice. (04/2013)



Capacitive Sensors
Series 70 - NPN
Series 80 - PNP



Housing M 18 x 1

- Housing material: PA / PPO
- Sensing distance 0.5...10 mm adjustable

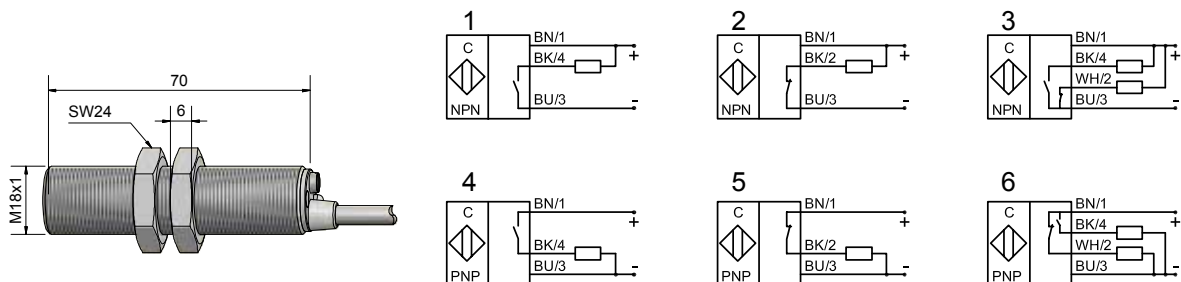
Certificate:



Technical data

	Flush mountable
Operating distance S_n	5 mm
Operating distance min. / max. adjustable	0.5...10 mm
Electrical version	4-wire DC
Output function	Antivalent (NO+NC)
Type NPN	KAS-70-A13-A-K
Art.-No.	701 000
Connection diagram No.	3
Type PNP	KAS-80-A13-A-K
Art.-No.	801 000
Connection diagram No.	6
Operating voltage (U_B)	10...35 V DC
Output current max. (I_o)	2 x 250 mA
Voltage drop max. (U_d)	≤ 2.0 V
Permitted residual ripple max.	10 %
No-load current (I_o)	Typ. 15 mA
Frequency of operating cycles max.	300 Hz
Permitted ambient temperature	-25...+70 °C
LED-display	Green / yellow
Protective circuit	Built-in
Degree of protection IEC 60529	IP 67
Norm	EN 60947-5-2
Connection cable	2 m PVC, 4 x 0.34 mm ²
Housing material	PA / PPO
Active surface	PA / PPO
Lid	PA / PPO
Media optimized	Yes

All specifications are subject to change without notice. (04/2013)





Capacitive Sensors Serie 90 - AC / DC

Housing M 18 x 1

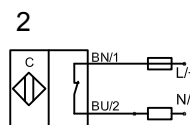
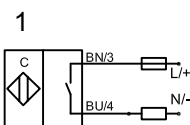
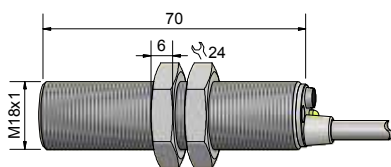
- Housing material: PA / PPO
- Sensing distance 1...10 mm adjustable

Certificate:



QuattroEtcProtect™

Technical data	Flush mountable	Flush mountable
Operating distance S_n	5 mm	5 mm
Operating distance min. / max. adjustable	1...10 mm	1...10 mm
Electrical version	2-wire AC / DC	2-wire AC / DC
Output function	Normally open (NO)	Normally closed (NC)
Type	KAS-90-A13-S	KAS-90-A13-Ö
Art.-No.	900 100	900 200
Connection diagram No.	1	2
Operating voltage (U_b)	20...250 V AC / DC	20...250 V AC / DC
Output current max. (I_o)	250 mA	250 mA
Load current min.	5 mA	5 mA
Voltage drop max. (U_d)	≤ 6 V	≤ 6 V
No-load current (I_o)	Typ. 2.5 mA	Typ. 2.5 mA
Frequency of operating cycles max.	25 Hz	25 Hz
Permitted ambient temperature	-25...+70 °C (ETL = +60 °C)	-25...+70 °C (ETL = +60 °C)
LED-display	Yellow	Yellow
Protective circuit	Built-in	Built-in
Degree of protection IEC 529	IP 67	IP 67
Norm	EN 60947-5-2	EN 60947-5-2
Connection cable	2 m, PUR, 2 x 0.34 mm ²	2 m, PUR, 2 x 0.34 mm ²
Housing material	PA / PPO	PA / PPO
Active surface	PA / PPO	PA / PPO
Lid	PA / PPO	PA / PPO



All specifications are subject to change without notice. (04/2013)



Capacitive Sensors



Series 80 - PNP

Housing M 18 x 1

- Housing material: PTFE
- Ideal for detection of chemically aggressive media
- Ideal for use in food applications
- Sensing distance 0.5...10 mm adjustable
- Option: Total chemical resistance is given when ordering the sensor with PTFE cable and PTFE - protection set Art.-No. 196305

Certificate:

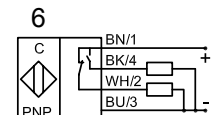
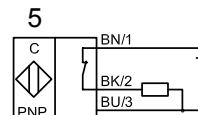
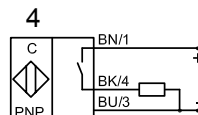
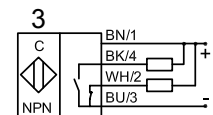
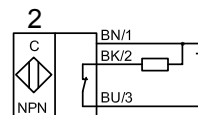
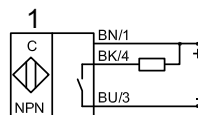
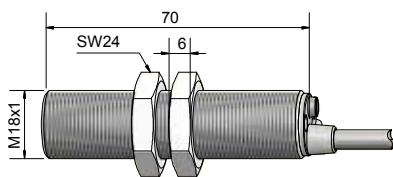


Technical data

Flush mountable

Operating distance S_n	5 mm
Operating distance min. / max. adjustable	0.5...10 mm
Electrical version	4-wire DC
Output function	Antivalent (NO + NC)
Type NPN	
Art.-No.	
Connection diagram No.	
Type PNP	
KAS-80-A13-A-K-PTFE	
Art.-No.	
801 020	
Connection diagram No.	
6	
Operating voltage (U_B)	10...35 V DC
Output current max. (I_o)	2 x 250 mA
Voltage drop max. (U_d)	≤ 2.0 V
Permitted residual ripple max.	10 %
No-load current (I_o)	Typ. 15 mA
Frequency of operating cycles max.	300 Hz
Permitted ambient temperature	-25...+70 °C
LED-display	Green / yellow
Protective circuit	Built-in
Degree of protection IEC 60529	IP 67
Norm	EN 60947-5-2
Connection cable	2 m, PVC, 4 x 0.34 mm ²
Housing material	PTFE (FDA 21 CFR 177.1550)
Active surface	PTFE (FDA 21 CFR 177.1550)
Lid	PA / PPO
Media optimized	Yes

All specifications are subject to change without notice. (04/2013)





Capacitive Sensors Series 70 - NPN Series 80 - PNP



Housing M 18 x 1

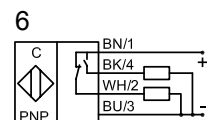
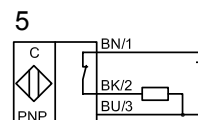
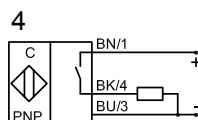
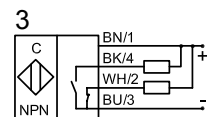
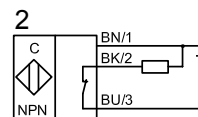
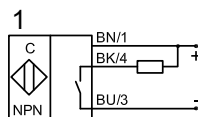
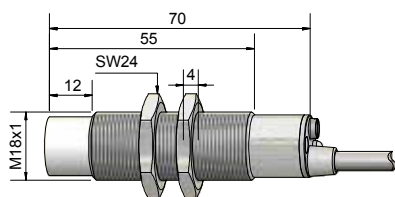
- Housing material: Brass
- Sensing distance 0.5...15 mm adjustable

Certificate:



QuattroEtcProtect™

Technical data	Non-flush mountable	Non-flush mountable
Operating distance S_n	8 mm	8 mm
Operating distance min. / max. adjustable	0.5...15 mm	0.5...15 mm
Electrical version	3-wire DC	4-wire DC
Output function	Normally open (NO)	Antivalent (NO + NC)
Type NPN		KAS-70-A23-A
Art.-No.		703 200
Connection diagram No.		3
Type PNP	KAS-80-A23-S	KAS-80-A23-A
Art.-No.	803 600	803 200
Connection diagram No.	4	6
Operating voltage (U_b)	10...35 V DC	10...35 V DC
Output current max. (I_o)	250 mA	2 x 250 mA
Voltage drop max. (U_d)	≤ 2.0 V	≤ 2.0 V
Permitted residual ripple max.	10 %	10 %
No-load current (I_o)	Typ. 15 mA	Typ. 15 mA
Frequency of operating cycles max.	50 Hz	50 Hz
Permitted ambient temperature	-25...+70 °C	-25...+70 °C
LED-display	Green / yellow	Green / yellow
Protective circuit	Built-in	Built-in
Degree of protection IEC 60529	IP 67	IP 67
Norm	EN 60947-5-2	EN 60947-5-2
Connection cable	2 m, PUR, 3 x 0.34 mm ²	2 m, PVC, 4 x 0.34 mm ²
Housing material	Brass	Brass
Active surface	PTFE (FDA 21 CFR 177.1550)	PTFE (FDA 21 CFR 177.1550)
Lid	PA / PPO	PA / PPO
Media optimized	Yes	Yes



All specifications are subject to change without notice. (04/2013)



Capacitive Sensors
Series 70 - NPN
Series 80 - PNP



Housing M 18 x 1

- Housing material: Brass
- Sensing distance 0.5...15 mm adjustable
- With flange connector M 12 x 1

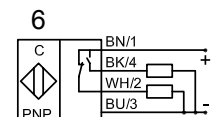
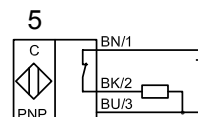
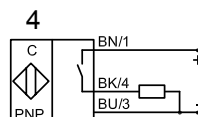
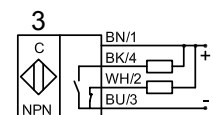
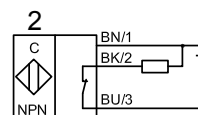
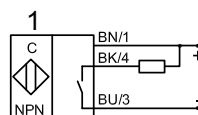
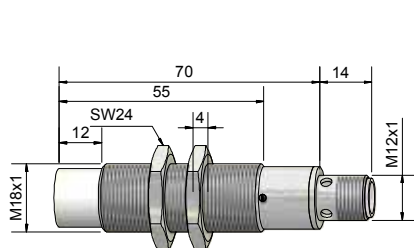
Certificate:



Technical data

	Non-flush mountable
Operating distance S_n	8 mm
Operating distance min. / max. adjustable	0.5...15 mm
Electrical version	4-pin DC
Output function	Antivalent (NO + NC)
Type NPN	KAS-70-A23-A-Y5
Art.-No.	704 091
Connection diagram No.	3
Type PNP	KAS-80-A23-A-Y5
Art.-No.	804 091
Connection diagram No.	6
Operating voltage (U_B)	10...35 V DC
Output current max. (I_o)	2 x 250 mA
Voltage drop max. (U_d)	≤ 2.0 V
Permitted residual ripple max.	10 %
No-load current (I_o)	Typ. 15 mA
Frequency of operating cycles max.	50 Hz
Permitted ambient temperature	-25...+70 °C
LED-display	Yellow
Protective circuit	Built-in
Degree of protection IEC 60529	IP 67*
Norm	EN 60947-5-2
Connection	Flange connector M 12 x 1
Housing material	Brass
Active surface	PTFE (FDA 21 CFR 177.1550)
Lid	-
Media optimized	Yes

* With sealed potentiometer screw



All specifications are subject to change without notice. (04/2013)



Capacitive Sensors Series 90 - AC / DC

Housing M 18 x 1

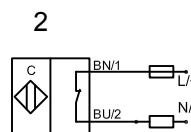
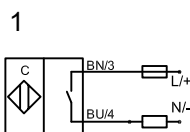
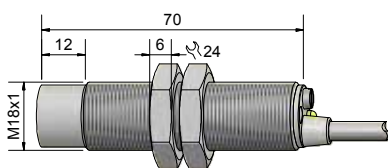
- Housing material: PA / PPO
- Sensing distance 0.5...12 mm adjustable

Certificate:



QuattroEtcProtect™

Technical data	Non-flush mountable	Non-flush mountable
Operating distance S_n	8 mm	8 mm
Operating distance min. / max. adjustable	0.5...12 mm	0.5...12 mm
Electrical version	2-wire AC / DC	2-wire AC / DC
Output function	Normally open (NO)	Normally closed (NC)
Type	KAS-90-A23-S	KAS-90-A23-Ö
Art.-No.	900 300	900 400
Connection diagram No.	1	2
Operating voltage (U_B)	20...250 V AC / DC	20...250 V AC / DC
Output current max. (I_e)	250 mA	250 mA
Load current min.	5 mA	5 mA
Voltage drop max. (U_d)	≤ 6 V	≤ 6 V
No-load current (I_o)	Typ. 2.5 mA	Typ. 2.5 mA
Frequency of operating cycles max.	25 Hz	25 Hz
Permitted ambient temperature	-25...+70 °C (ETL = +60 °C)	-25...+70 °C (ETL = +60 °C)
LED-display	Yellow	Yellow
Protective circuit	Built-in	Built-in
Degree of protection IEC 529	IP 67	IP 67
Norm	EN 60947-5-2	EN 60947-5-2
Connection cable	2 m, PUR, 2 x 0.34 mm ²	2 m, PUR, 2 x 0.34 mm ²
Housing material	PA / PPO	PA / PPO
Active surface	PA / PPO	PA / PPO
Lid	PA / PPO	PA / PPO



All specifications are subject to change without notice. (04/2013)



Capacitive Sensors
Series 70 - NPN
Series 80 - PNP



Housing M 18 x 1

- Housing material: PTFE
- Ideal for detection of chemically aggressive media
- Ideal for use in food applications
- Sensing distance 0.5...15 mm adjustable
- Option: Total chemical resistance is given when ordering the sensor with PTFE cable and PTFE - protection set Art.-No. 196305

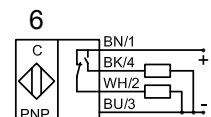
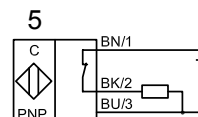
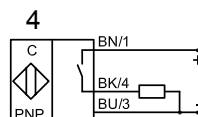
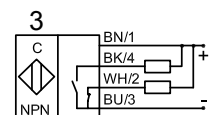
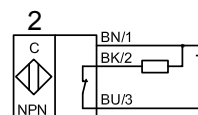
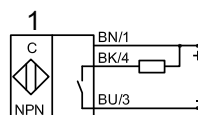
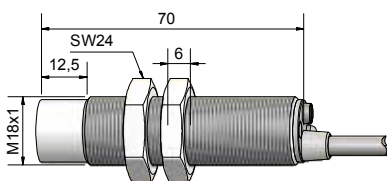
Certificate:



Technical data

	Non-flush mountable
Operating distance S_n	8 mm
Operating distance min. / max. adjustable	0.5...15 mm
Electrical version	4-wire DC
Output function	Antivalent (NO + NC)
Type NPN	KAS-70-A23-A-K-PTFE
Art.-No.	703 561
Connection diagram No.	3
Type PNP	KAS-80-A23-A-K-PTFE
Art.-No.	803 561
Connection diagram No.	6
Operating voltage (U_B)	10...35 V DC
Output current max. (I_o)	2 x 250 mA
Voltage drop max. (U_d)	≤ 2.0 V
Permitted residual ripple max.	10 %
No-load current (I_o)	Typ. 15 mA
Frequency of operating cycles max.	50 Hz
Permitted ambient temperature	-25...+70 °C
LED-display	Green / yellow
Protective circuit	Built-in
Degree of protection IEC 60529	IP 67
Norm	EN 60947-5-2
Connection cable	2 m, PVC, 4 x 0.34 mm ²
Housing material	PTFE (FDA 21 CFR 177.1550)
Active surface	PTFE (FDA 21 CFR 177.1550)
Lid	PA / PPO
Media optimized	Yes

All specifications are subject to change without notice. (04/2013)





Capacitive Sensors
Series 70 - NPN
Series 80 - PNP



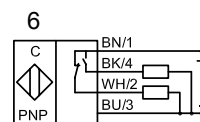
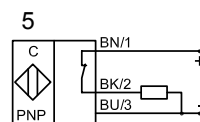
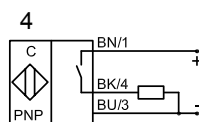
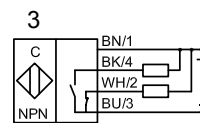
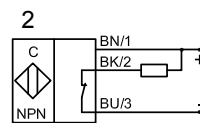
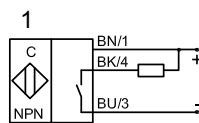

- Housing Ø 20 mm
 • Housing material: PA / PPO
 • Sensing distance 0.5...20 mm adjustable

Certificate:



Technical data	Non-flush mountable
Operating distance S_n	12 mm
Operating distance min. / max. adjustable	0.5...20 mm
Electrical version	4-wire DC
Output function	Antivalent (NO + NC)
Type NPN	KAS-70-23-A
Art.-No.	712 800
Connection diagram No.	3
Type PNP	KAS-80-23-A
Art.-No.	812 800
Connection diagram No.	6
Operating voltage (U_B)	10...35 V DC
Output current max. (I_e)	2 x 250 mA
Voltage drop max. (U_d)	≤ 2.0 V
Permitted residual ripple max.	10%
No-load current (I_o)	Typ. 15 mA
Frequency of operating cycles max.	50 Hz
Permitted ambient temperature	-25...+70 °C
LED-display	Green / yellow
Protective circuit	Built-in
Degree of protection IEC 60529	IP 67*
Norm	EN 60947-5-2
Connection cable	2 m, PVC, 4 x 0.34 mm ²
Housing material	PA / PPO
Active surface	PA / PPO
Lid	PA / PPO
Media optimized	Yes

* With sealed potentiometer screw



Made in Germany

All specifications are subject to change without notice. (04/2013)



Capacitive Sensors
Series 70 - NPN
Series 80 - PNP



Housing Ø 22 mm

- Housing material: Brass
- Sensing distance 0.5...15 mm adjustable

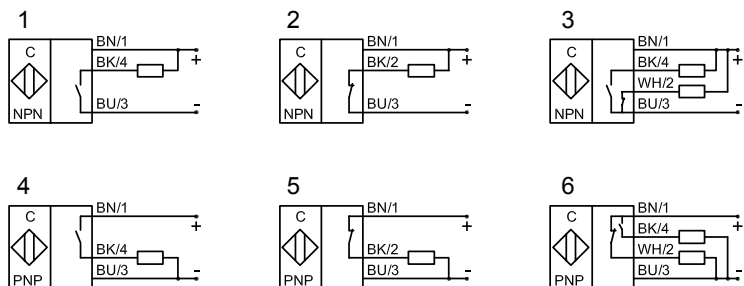

Certificate:



Technical data	Flush mountable	Flush mountable
Operating distance S_n	8 mm	8 mm
Operating distance min. / max. adjustable	0.5...15 mm	0.5...15 mm
Electrical version	3-wire DC	4-wire DC
Output function	Normally open (NO)	Antivalent (NO + NC)
Type NPN		KAS-70-20-A
Art.-No.		711 600
Connection diagram No.		3
Type PNP	KAS-80-20-S	KAS-80-20-A
Art.-No.	811 800	811 600
Connection diagram No.	4	6
Operating voltage (U_B)	10...35 V DC	10...35 V DC
Output current max. (I_o)	250 mA	2 x 250 mA
Voltage drop max. (U_d)	≤ 2.0 V	≤ 2.0 V
Permitted residual ripple max.	10 %	10 %
No-load current (I_o)	Typ. 15 mA	Typ. 15 mA
Frequency of operating cycles max.	300 Hz	300 Hz
Permitted ambient temperature	-25...+70 °C	-25...+70 °C
LED-display	Green / yellow	Green / yellow
Protective circuit	Built-in	Built-in
Degree of protection IEC 60529	IP 67*	IP 67*
Norm	EN 60947-5-2	EN 60947-5-2
Connection cable	2 m, PUR, 3 x 0.34 mm ²	2 m, PVC, 4 x 0.34 mm ²
Housing material	Brass	Brass
Active surface	PTFE (FDA 21 CFR 177.1550)	PTFE (FDA 21 CFR 177.1550)
Lid	PA / PPO	PA / PPO
Media optimized	Yes	Yes

All specifications are subject to change without notice. (04/2013)

* With sealed potentiometer screw



Made in Germany



Capacitive Sensors with analogue output

Series 80 - IL

Housing Ø 22 mm

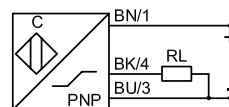

- Housing material: Brass
- Operating range 0...10 mm



Certificate:

Technical data	Flush mountable
Operating range	0...10 mm
Linear range	0...7 mm
Electrical version	3-wire DC
Output function	Analogue
Type Analogue PNP	KAS-80-20-IL
Art.-No.	812 200
Operating voltage (U_B)	15...30 V DC
Output current max. (I_e)	≥ 20 mA ... ≤ 4 mA
Permitted residual ripple max.	5 %
No-load current (I_o)	≤ 40 mA
Output current active surface free	≥ 20 mA
Output current active surface covered	≤ 20 mA ... ≤ 4 mA
Load resistor	$R_L = 0...300$ Ohm
Permitted ambient temperature	0...+60 °C
LED-display	Yellow / green
Protective circuit	Built-in
Degree of protection IEC 60529	IP 67*
Norm	EN 60947-5-2
Connection cable	2 m, PUR, 3 x 0.34 mm ²
Housing material	Brass
Active surface	PTFE (FDA 21 CFR 177.1550)
Lid	PA / PPO

* With sealed potentiometer screw



All specifications are subject to change without notice. (04/2013)

Made in Germany



Capacitive Sensors Series 90 - AC / DC

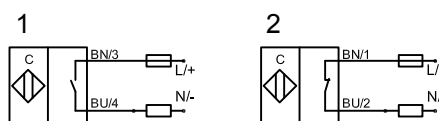
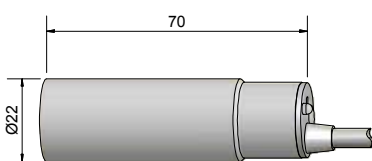
- Housing Ø 22 mm
- Housing material: PA / PPO
- Sensing distance 2...8 mm adjustable

Certificate:



Technical data	Flush mountable	Flush mountable
Operating distance S_n	6 mm	6 mm
Operating distance min. / max. adjustable	2...8 mm	2...8 mm
Electrical version	2-wire AC / DC	2-wire AC / DC
Output function	Normally open (NO)	Normally closed (NC)
Type	KAS-90-20-S	KAS-90-20-Ö
Art.-No.	901 100	901 200
Connection diagram No.	1	2
Operating voltage (U_B)	20...250 V AC / DC	20...250 V AC / DC
Output current max. (I_o)	250 mA	250 mA
Load current min.	5 mA	5 mA
Voltage drop max. (U_d)	≤ 6 V	≤ 6 V
No-load current (I_o)	Typ. 2.5 mA	Typ. 2.5 mA
Frequency of operating cycles max.	25 Hz	25 Hz
Permitted ambient temperature	-25...+70 °C (ETL = +60 °C)	-25...+70 °C (ETL = +60 °C)
LED-display	Yellow	Yellow
Protective circuit	Built-in	Built-in
Degree of protection IEC 60529	IP 67*	IP 67*
Norm	EN 60947-5-2	EN 60947-5-2
Connection cable	2 m, PUR, 2 x 0.34 mm ²	2 m, PUR, 2 x 0.34 mm ²
Housing material	PA / PPO	PA / PPO
Active surface	PA / PPO	PA / PPO
Lid	PA / PPO	PA / PPO

* With sealed potentiometer screw



All specifications are subject to change without notice. (04/2013)

Made in Germany



Capacitive Sensors
Series 70 - NPN
Series 80 - PNP



Housing M 22 x 1.5

- Housing material: Brass
- Sensing distance 0.5...15 mm adjustable

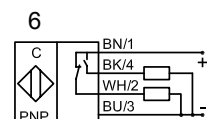
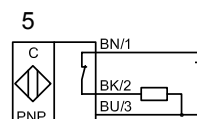
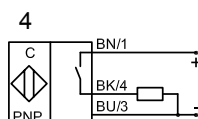
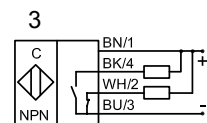
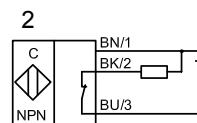
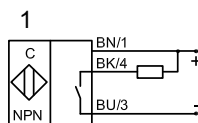
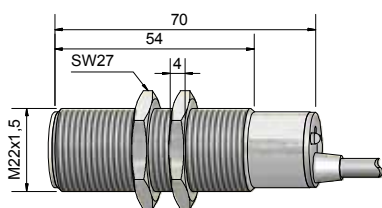
Certificate:



QuattroEtcProtect™

Technical data	Flush mountable
Operating distance S_n	8 mm
Operating distance min. / max. adjustable	0.5... 15 mm
Electrical version	4-wire DC
Output function	Antivalent (NO + NC)
Type NPN	KAS-70-20-A-M22
Art.-No.	KA 0273
Connection diagram No.	3
Type PNP	KAS-80-20-A-M22
Art.-No.	KA 0272
Connection diagram No.	6
Operating voltage (U_B)	10...35 V DC
Output current max. (I_e)	2 x 250 mA
Voltage drop max. (U_d)	≤ 2.0 V
Permitted residual ripple max.	10%
No-load current (I_o)	Typ. 15 mA
Frequency of operating cycles max.	300 Hz
Permitted ambient temperature	-25...+70 °C
LED-display	Green / yellow
Protective circuit	Built-in
Degree of protection IEC 60529	IP 67*
Norm	EN 60947-5-2
Connection cable	3 m, PVC, 4 x 0.34 mm ²
Housing material	Brass
Active surface	PTFE (FDA 21 CFR 177.1550)
Lid	PA / PPO
Media optimized	Yes

* With sealed potentiometer screw



Made in Germany

All specifications are subject to change without notice. (04/2013)



Capacitive Sensors Series 70 - NPN Series 80 - PNP



Housing M 22 x 1.5

- Housing material: PA / PPO
- Sensing distance 0.5...20 mm adjustable

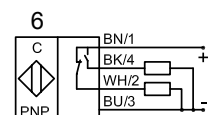
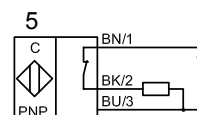
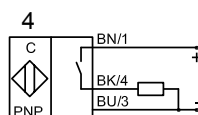
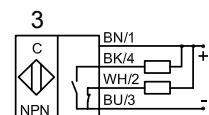
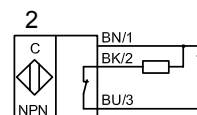
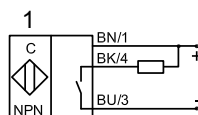
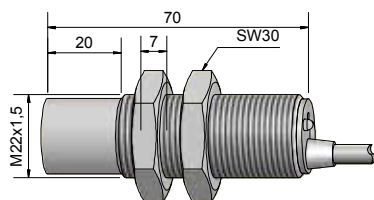
Certificate:



Technical data	Non-flush mountable	Non-flush mountable
Operating distance S_n	12 mm	12 mm
Operating distance min. / max. adjustable	0.5...20 mm	0.5...20 mm
Electrical version	3-wire DC	4-wire DC
Output function	Normally open (NO)	Antivalent (NO + NC)
Type NPN	KAS-70-23-S-M22	KAS-70-23-A-M22
Art.-No.	713 600	713 400
Connection diagram No.	1	3
Type PNP	KAS-80-23-S-M22	KAS-80-23-A-M22
Art.-No.	813 600	813 400
Connection diagram No.	4	6
Operating voltage (U_B)	10...35 V DC	10...35 V DC
Output current max. (I_o)	250 mA	2 x 250 mA
Voltage drop max. (U_d)	≤ 2.0 V	≤ 2.0 V
Permitted residual ripple max.	10 %	10 %
No-load current (I_o)	Typ. 15 mA	Typ. 15 mA
Frequency of operating cycles max.	50 Hz	50 Hz
Permitted ambient temperature	-25...+70 °C	-25...+70 °C
LED-display	Green / yellow	Green / yellow
Protective circuit	Built-in	Built-in
Degree of protection IEC 60529	IP 67*	IP 67*
Norm	EN 60947-5-2	EN 60947-5-2
Connection cable	2 m, PUR, 3 x 0.34 mm ²	2 m, PVC, 4 x 0.34 mm ²
Housing material	PA / PPO	PA / PPO
Active surface	PA / PPO	PA / PPO
Lid	PA / PPO	PA / PPO
Media optimized	Yes	Yes

All specifications are subject to change without notice. (04/2013)

* With sealed potentiometer screw



Made in Germany



Capacitive Sensors Series 70 - NPN Series 80 - PNP



Housing M 22 x 1.5

- Housing material: PTFE
- Ideal for detection of chemically aggressive media
- Also suitable for food applications
- Sensing distance 0.5...20 mm adjustable

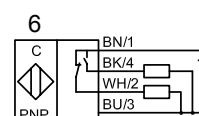
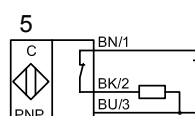
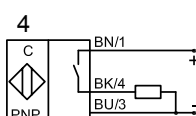
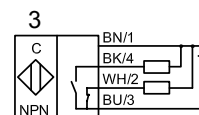
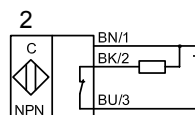
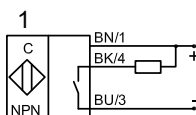
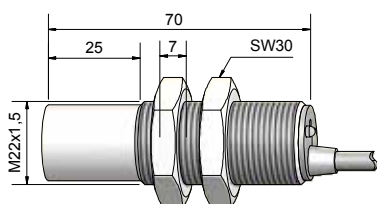
Certificate:



QuattroEtcProtect™

Technical data	Non-flush mountable
Operating distance S_n	12 mm
Operating distance min. / max. adjustable	0.5...20 mm
Electrical version	4-wire DC
Output function	Antivalent (NO + NC)
Type NPN	KAS-70-23-A-M22-PTFE
Art.-No.	712 900
Connection diagram No.	3
Type PNP	KAS-80-23-A-M22-PTFE
Art.-No.	812 900
Connection diagram No.	6
Operating voltage (U_B)	10...35 V DC
Output current max. (I_o)	2 x 250 mA
Voltage drop max. (U_d)	≤ 2.0 V
Permitted residual ripple max.	10%
No-load current (I_o)	Typ. 15 mA
Frequency of operating cycles max.	50 Hz
Permitted ambient temperature	-25...+70 °C
LED-display	Green / yellow
Protective circuit	Built-in
Degree of protection IEC 60529	IP 67*
Norm	EN 60947-5-2
Connection cable	2 m, PVC, 4 x 0.34 mm ²
Housing material	PTFE (FDA 21 CFR 177.1550)
Active surface	PTFE (FDA 21 CFR 177.1550)
Lid	PA / PPO
Media optimized	Yes

* With sealed potentiometer screw



Made in Germany

All specifications are subject to change without notice. (04/2013)



Capacitive Sensors Series 70 - NPN Series 80 - PNP



Housing Ø 30 mm

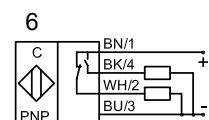
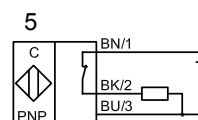
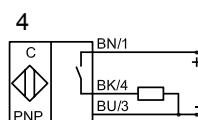
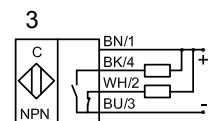
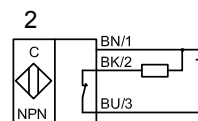
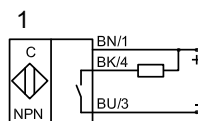
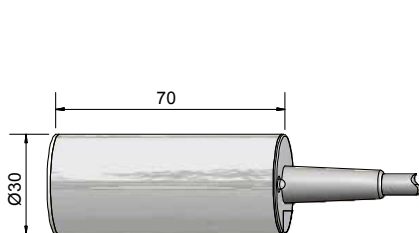
- Housing material: Brass
- Sensing distance 0.5...30 mm adjustable

Certificate:



Technical data	Flush mountable	Flush mountable
Operating distance S_n	20 mm	20 mm
Operating distance min. / max. adjustable	0.5...30 mm	0.5...30 mm
Electrical version	3-wire DC	4-wire DC
Output function	Normally open (NO)	Antivalent (NO + NC)
Type NPN	KAS-70-30-S	KAS-70-30-A
Art.-No.	714 600	714 200
Connection diagram No.	1	3
Type PNP	KAS-80-30-S	KAS-80-30-A
Art.-No.	814 600	814 200
Connection diagram No.	4	6
Operating voltage (U_B)	10...35 V DC	10...35 V DC
Output current max. (I_o)	250 mA	2 x 250 mA
Voltage drop max. (U_d)	≤ 2.0 V	≤ 2.0 V
Permitted residual ripple max.	10 %	10 %
No-load current (I_o)	Typ. 15 mA	Typ. 15 mA
Frequency of operating cycles max.	200 Hz	200 Hz
Permitted ambient temperature	-25...+70 °C	-25...+70 °C
LED-display	Green / yellow	Green / yellow
Protective circuit	Built-in	Built-in
Degree of protection IEC 60529	IP 67	IP 67
Norm	EN 60947-5-2	EN 60947-5-2
Connection cable	2 m, PVC, 3 x 0.75 mm ²	2 m, PVC, 4 x 0.5 mm ²
Housing material	Brass	Brass
Active surface	PTFE (FDA 21 CFR 177.1550)	PTFE (FDA 21 CFR 177.1550)
Lid	PA / PPO	PA / PPO
Media optimized	Yes	Yes

All specifications are subject to change without notice. (04/2013)



Made in Germany



Capacitive Sensors Series 70 - NPN Series 80 - PNP



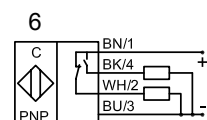
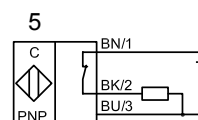
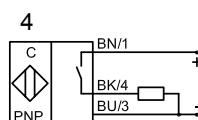
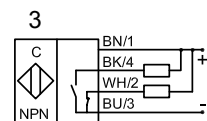
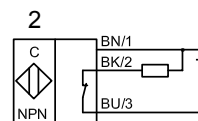
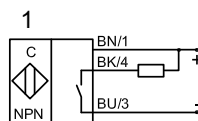

- Housing \varnothing 30 mm
- Housing material: Brass
 - Sensing distance 0.5...30 mm adjustable
 - With flange connector M 12 x 1

Certificate:



QuattroEtcProtect™

Technical data	Flush mountable
Operating distance S_n	20 mm
Operating distance min. / max. adjustable	0.5...30 mm
Electrical version	4-wire DC
Output function	Antivalent (NO + NC)
Type NPN	KAS-70-30-A-Y5
Art.-No.	714 400
Connection diagram No.	3
Type PNP	KAS-80-30-A-Y5
Art.-No.	814 400
Connection diagram No.	6
Operating voltage (U_B)	10...35 V DC
Output current max. (I_e)	2 x 250 mA
Voltage drop max. (U_d)	≤ 2.0 V
Permitted residual ripple max.	10 %
No-load current (I_o)	Typ. 15 mA
Frequency of operating cycles max.	200 Hz
Permitted ambient temperature	-25...+70 °C
LED-display	Green / yellow
Protective circuit	Built-in
Degree of protection IEC 60529	IP 67
Norm	EN 60947-5-2
Connection	Flange connector M 12 x 1
Housing material	Brass
Active surface	PTFE (FDA 21 CFR 177.1550)
Lid	PA / PPO
Media optimized	Yes



Made in Germany

All specifications are subject to change without notice. (04/2013)



Capacitive Sensors Series 90 AC/DC

Housing Ø 30 mm

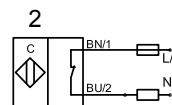
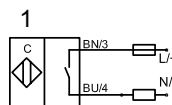
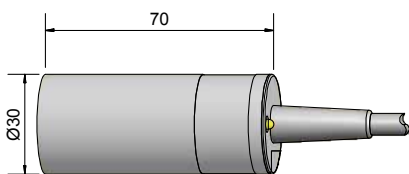
- Housing material: PA / PPO
- Sensing distance 2...20 mm adjustable

Certificate:



Technical data	Flush mountable	Flush mountable
Operating distance S_n	15 mm	15 mm
Operating distance min. / max. adjustable	2...20 mm	2...20 mm
Electrical version	2-wire AC / DC	2-wire AC / DC
Output function	Normally open (NO)	Normally closed (NC)
Type	KAS-90-30-S	KAS-90-30-Ö
Art.-No.	901 500	901 600
Connection diagram No.	1	2
Operating voltage (U_B)	20...250 V AC / DC	20...250 V AC / DC
Output current max. (I_o)	330 mA (ETL = 250 mA)	330 mA (ETL = 250 mA)
Load current min.	5 mA	5 mA
Voltage drop max. (U_d)	≤ 6 V	≤ 6 V
No-load current (I_o)	Typ. 2.5 mA	Typ. 2.5 mA
Frequency of operating cycles max.	25 Hz	25 Hz
Permitted ambient temperature	-25...+70 °C (ETL = +60 °C)	-25...+70 °C (ETL = +60 °C)
LED-display	Yellow	Yellow
Protective circuit	Built-in	Built-in
Degree of protection IEC 60529	IP 67	IP 67
Norm	EN 60947-5-2	EN 60947-5-2
Connection cable	2 m, PVC, 2 x 0.75 mm ²	2 m, PVC, 2 x 0.75 mm ²
Housing material	PA / PPO	PA / PPO
Active surface	PA / PPO	PA / PPO
Lid	PA / PPO	PA / PPO

All specifications are subject to change without notice. (04/2013)



Made in Germany



Capacitive Sensors Series 70 - NPN Series 80 - PNP

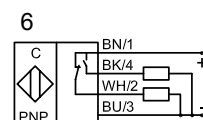
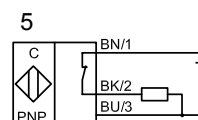
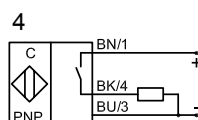
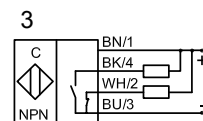
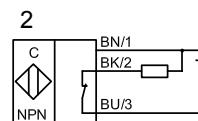
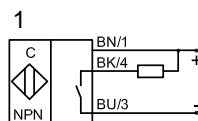
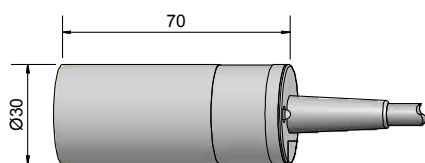


- Housing Ø 30 mm
- Housing material: PA / PPO
 - Sensing distance 1...40 mm adjustable

Certificate:



Technical data	Non-flush mountable	Non-flush mountable
Operating distance S_n	25 mm	25 mm
Operating distance min. / max. adjustable	1...40 mm	1...40 mm
Electrical version	3-wire DC	4-wire DC
Output function	Normally open (NO)	Antivalent (NO + NC)
Type NPN	KAS-70-35-S	KAS-70-35-A
Art.-No.	719 400	719 000
Connection diagram No.	1	3
Type PNP	KAS-80-35-S	KAS-80-35-A
Art.-No.	819 400	819 000
Connection diagram No.	4	6
Operating voltage (U_B)	10...35 V DC	10...35 V DC
Output current max. (I_o)	250 mA	2 x 250 mA
Voltage drop max. (U_d)	≤ 2.0 V	≤ 2.0 V
Permitted residual ripple max.	10 %	10 %
No-load current (I_o)	Typ. 15 mA	Typ. 15 mA
Frequency of operating cycles max.	50 Hz	50 Hz
Permitted ambient temperature	-25...+70 °C	-25...+70 °C
LED-display	Green / yellow	Green / yellow
Protective circuit	Built-in	Built-in
Degree of protection IEC 60529	IP 67	IP 67
Norm	EN 60947-5-2	EN 60947-5-2
Connection cable	2 m, PVC, 3 x 0.75 mm ²	2 m, PVC, 4 x 0.5 mm ²
Housing material	PA / PPO	PA / PPO
Active surface	PA / PPO	PA / PPO
Lid	PA / PPO	PA / PPO
Media optimized	Yes	Yes



Made in Germany

All specifications are subject to change without notice. (04/2013)



Capacitive Sensors
Series 70 - NPN
Series 80 - PNP



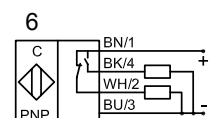
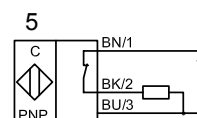
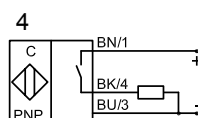
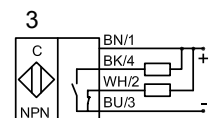
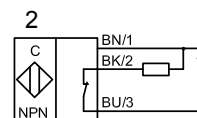
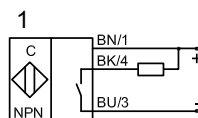
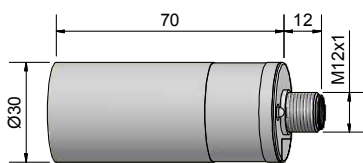
- Housing Ø 30 mm
- Housing material: PA / PPO
 - Sensing distance 1...40 mm adjustable
 - With flange connector M 12 x 1

Certificate:



Technical data	Non-flush mountable
Operating distance S_n	25 mm
Operating distance min. / max. adjustable	1...40 mm
Electrical version	4-pin DC
Output function	Antivalent (NO + NC)
Type NPN	KAS-70-35-A-Y5
Art.-No.	719 200
Connection diagram No.	3
Type PNP	KAS-80-35-A-Y5
Art.-No.	819 200
Connection diagram No.	6
Operating voltage (U_B)	10...35 V DC
Output current max. (I_o)	2 x 250 mA
Voltage drop max. (U_d)	≤ 2.0 V
Permitted residual ripple max.	10 %
No-load current (I_o)	Typ. 15 mA
Frequency of operating cycles max.	50 Hz
Permitted ambient temperature	-25...+70 °C
LED-display	Green / yellow
Protective circuit	Built-in
Degree of protection IEC 60529	IP 67
Norm	EN 60947-5-2
Connection	Flange connector M 12 x 1
Housing material	PA / PPO
Active surface	PA / PPO
Lid	PA / PPO
Media optimized	Yes

All specifications are subject to change without notice. (04/2013)



Made in Germany



Capacitive Sensors Series 90 AC / DC

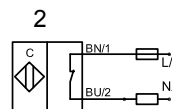
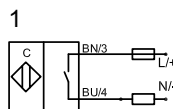
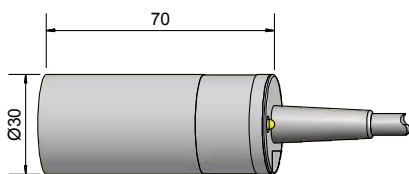
Housing Ø 30 mm

- Housing material: PA / PPO
- Sensing distance 3...25 mm adjustable

Certificate:



Technical data	Non-flush mountable	Non-flush mountable
Operating distance S_n	20 mm	20 mm
Operating distance min. / max. adjustable	3...25 mm	3...25 mm
Electrical version	2-wire AC / DC	2-wire AC / DC
Output function	Normally open (NO)	Normally closed (NC)
Type	KAS-90-32-S	KAS-90-32-Ö
Art.-No.	902 100	902 200
Connection diagram No.	1	2
Operating voltage (U_B)	20...250 V AC / DC	20...250 V AC / DC
Output current max. (I_e)	330 mA (ETL = 250 mA)	330 mA (ETL = 250 mA)
Load current min.	5 mA	5 mA
Voltage drop max. (U_d)	≤ 6 V	≤ 6 V
No-load current (I_o)	Typ. 2.5 mA	Typ. 2.5 mA
Frequency of operating cycles max.	25 Hz	25 Hz
Permitted ambient temperature	-25...+70 °C (ETL = +60 °C)	-25...+70 °C (ETL = +60 °C)
LED-display	Yellow	Yellow
Protective circuit	Built-in	Built-in
Degree of protection IEC 60529	IP 67	IP 67
Norm	EN 60947-5-2	EN 60947-5-2
Connection cable	2 m, PVC, 2 x 0.75 mm ²	2 m, PVC, 2 x 0.75 mm ²
Housing material	PA / PPO	PA / PPO
Active surface	PA / PPO	PA / PPO
Lid	PA / PPO	PA / PPO



All specifications are subject to change without notice. (04/2013)

Made in Germany



Capacitive Sensors
Series 70 - NPN
Series 80 - PNP



Housing M 30 x 1.5

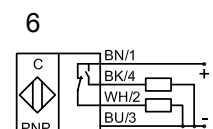
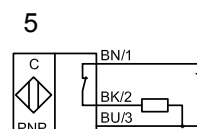
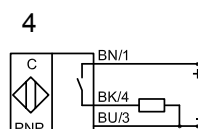
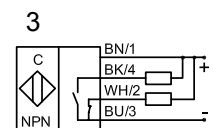
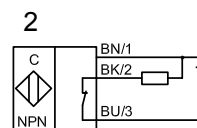
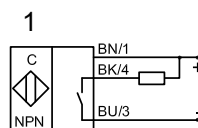
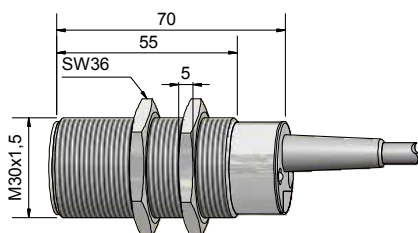
- Housing material: Brass
- Sensing distance 0,5...25 mm adjustable

Certificate:



Technical data	Flush mountable	Flush mountable
Operating distance S_n	10 mm	10 mm
Operating distance min. / max. adjustable	0.5...25 mm	0.5...25 mm
Electrical version	3-wire DC	4-wire DC
Output function	Normally open (NO)	Antivalent (NO + NC)
Type NPN		KAS-70-A14-A
Art.-No.		705 200
Connection diagram No.		3
Type PNP	KAS-80-A14-S	KAS-80-A14-A
Art.-No.	806 000	805 200
Connection diagram No.	4	6
Operating voltage (U_B)	10...35 V DC	10...35 V DC
Output current max. (I_o)	250 mA	2 x 250 mA
Voltage drop max. (U_o)	≤ 2.0 V	≤ 2.0 V
Permitted residual ripple max.	10 %	10 %
No-load current (I_o)	Typ. 15 mA	Typ. 15 mA
Frequency of operating cycles max.	200 Hz	200 Hz
Permitted ambient temperature	-25...+70 °C	-25...+70 °C
LED-display	Green / yellow	Green / yellow
Protective circuit	Built-in	Built-in
Degree of protection IEC 529	IP 67	IP 67
Norm	EN 60947-5-2	EN 60947-5-2
Connection cable	2 m, PVC, 3 x 0.75 mm ²	2 m, PVC, 4 x 0.5 mm ²
Housing material	Brass	Brass
Active surface	PTFE (FDA 21 CFR 177.1550)	PTFE (FDA 21 CFR 177.1550)
Lid	PA / PPO	PA / PPO
Media optimized	Yes	Yes

All specifications are subject to change without notice. (04/2013)



Made in Germany



Capacitive Sensors
Series 70 - NPN
Series 80 - PNP



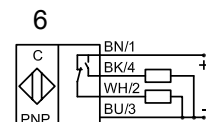
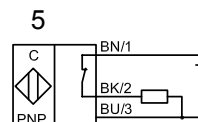
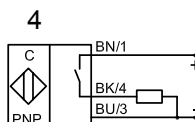
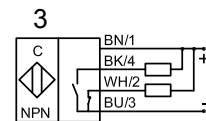
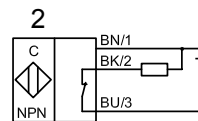
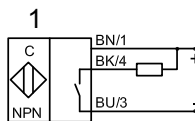
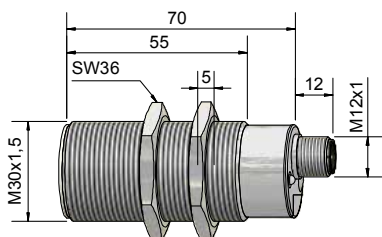
Housing M 30 x 1.5

- Housing material: Brass
- Sensing distance 0.5...25 mm adjustable
- With flange connector M 12 x 1

Certificate:



Technical data	Flush mountable
Operating distance S_n	10 mm
Operating distance min. / max. adjustable	0.5...25 mm
Electrical version	4-pin DC
Output function	Antivalent (NO + NC)
Type NPN	KAS-70-A14-A-Y5
Art.-No.	705 400
Connection diagram No.	3
Type PNP	KAS-80-A14-A-Y5
Art.-No.	805 400
Connection diagram No.	6
Operating voltage (U_b)	10...35 V DC
Output current max. (I_e)	2 x 250 mA
Voltage drop max. (U_d)	≤ 2.0 V
Permitted residual ripple max.	10 %
No-load current (I_o)	Typ. 15 mA
Frequency of operating cycles max.	200 Hz
Permitted ambient temperature	-25...+70 °C
LED-display	Green / yellow
Protective circuit	Built-in
Degree of protection IEC 529	IP 67
Norm	EN 60947-5-2
Connection	Flange connector M 12 x 1
Housing material	Brass
Active surface	PTFE (FDA 21 CFR 177.1550)
Lid	PA / PPO
Media optimized	Yes



Made in Germany

All specifications are subject to change without notice. (04/2013)



Capacitive Sensors with analogue output

Series 80 - IL

Housing M 30 x 1.5

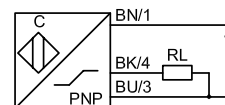
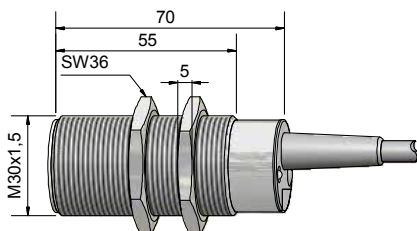
- Housing material: Brass
- Operating range 0...20 mm

Certificate:



Technical data	Flush mountable
Operating range	0...20 mm
Linear range	0... 14 mm
Electrical version	3-wire DC
Output function	Analogue
Type Analogue PNP	KAS-80-A14-IL
Art.-No.	806 400
Operating voltage (U_B)	15...30 V DC
Output current max. (I_o)	≥ 20 mA... ≤ 4 mA
Permitted residual ripple max.	5 %
No-load current (I_o)	≤ 40 mA
Output current active surface free	≥ 20 mA
Output current active surface covered	≤ 20 mA... ≤ 4 mA
Load resistor	$R_L = 0...300$ Ohm
Permitted ambient temperature	0...+60 °C
LED-display	Yellow / green
Protective circuit	Built-in
Degree of protection IEC 60529	IP 67
Norm	EN 60947-5-2
Connection cable	2 m, PVC, 3 x 0.75 mm ²
Housing material	Brass
Active surface	PTFE (FDA 21 CFR 177.1550)
Lid	PA / PPO

All specifications are subject to change without notice. (04/2013)



Made in Germany



Capacitive Sensors Series 2000 - **quattro**³

Housing M 30 x 1.5

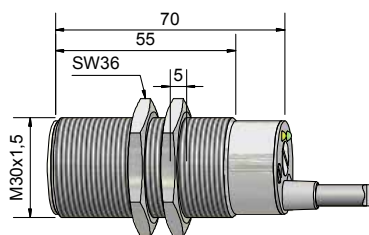
- Housing material: Brass
- Sensing distance 2...20 mm adjustable
- Multifunction sensor: NPN / PNP; NO-/ NC function switchable

Certificate:



Quattro³Protect™

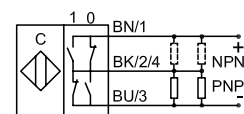
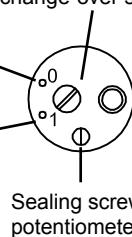
Technical data	Flush mountable
Operating distance S_n	10 mm
Operating distance min. / max. adjustable	2...20 mm
Electrical version	3-wire DC
Output function	NO / NC switchable
Type NPN / PNP switchable	KAS-2000-A14
Art.-No.	770 100
Operating voltage (U_B)	10...35 V DC
Output current max. (I_o)	400 mA
Voltage drop max. (U_d)	≤ 2.0 V
Permitted residual ripple max.	10 %
No-load current (I_o)	Typ. 15 mA
Frequency of operating cycles max.	50 Hz
Permitted ambient temperature	-25...+70 °C
LED-display	Green & yellow
Protective circuit	Built-in
Degree of protection IEC 529	IP 67
Norm	EN 60947-5-2
Connection cable	2 m, PVC, 3 x 0.75 mm ²
Housing material	Brass
Active surface	PTFE (FDA 21 CFR 177.1550)
Lid	PA / PPO



Sealing screw, change-over switch

LED green
standby

LED yellow
operating state



Made in Germany

All specifications are subject to change without notice. (04/2013)



Capacitive Sensors
Series 70 - NPN
Series 80 - PNP



Housing M 30 x 1.5

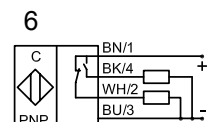
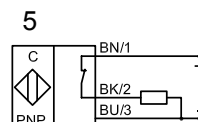
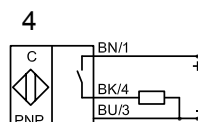
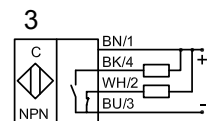
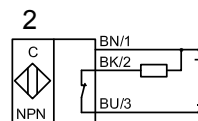
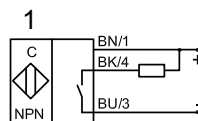
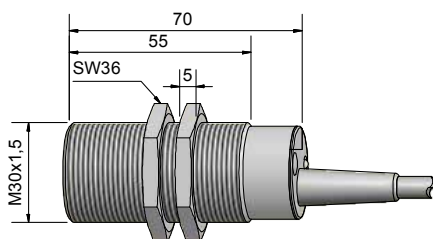
- Housing material: PA / PPO
- Sensing distance 0.5...25 mm adjustable

Certificate:



Technical data	Flush mountable	Flush mountable
Operating distance S_n	10 mm	10 mm
Operating distance min. / max. adjustable	0.5...25 mm	0.5...25 mm
Electrical version	3-wire DC	4-wire DC
Output function	Normally open (NO)	Antivalent (NO + NC)
Type NPN		KAS-70-A14-A-K
Art.-No.		705 600
Connection diagram No.		3
Type PNP	KAS-80-A14-S-K	KAS-80-A14-A-K
Art.-No.	807 200	805 600
Connection diagram No.	4	6
Operating voltage (U_B)	10...35 V DC	10...35 V DC
Output current max. (I_o)	250 mA	2 x 250 mA
Voltage drop max. (U_o)	≤ 2.0 V	≤ 2.0 V
Permitted residual ripple max.	10 %	10 %
No-load current (I_o)	Typ. 15 mA	Typ. 15 mA
Frequency of operating cycles max.	200 Hz	200 Hz
Permitted ambient temperature	-25...+70 °C	-25...+70 °C
LED-display	Green / yellow	Green / yellow
Protective circuit	Built-in	Built-in
Degree of protection IEC 529	IP 67	IP 67
Norm	EN 60947-5-2	EN 60947-5-2
Connection cable	2 m, PVC, 3 x 0.75 mm ²	2 m, PVC, 4 x 0.5 mm ²
Housing material	PA / PPO	PA / PPO
Active surface	PA / PPO	PA / PPO
Lid	PA / PPO	PA / PPO
Media optimized	Yes	Yes

All specifications are subject to change without notice. (04/2013)



Made in Germany



Capacitive Sensors Series 90 - AC / DC

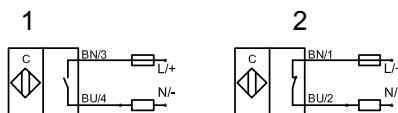
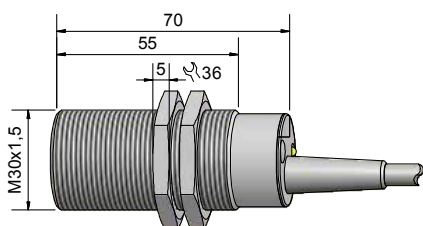
Housing M 30 x 1.5

- Housing material: PA / PPO
- Sensing distance 0.5...25 mm adjustable

Certificate:



Technical data	Flush mountable	Flush mountable
Operating distance S_n	10 mm	10 mm
Operating distance min. / max. adjustable	0.5...25 mm	0.5...25 m
Electrical version	2-wire AC / DC	2-wire AC / DC
Output function	Normally open (NO)	Normally closed (NC)
Type	KAS-90-A14-S	KAS-90-A14-Ö
Art.-No.	900 500	900 600
Connection diagram No.	1	2
Operating voltage (U_b)	20...250 V AC / DC	20...250 V AC / DC
Output current max. (I_e)	330 mA (ETL = 250 mA)	330 mA (ETL = 250 mA)
Load current min.	5 mA	5 mA
Voltage drop max. (U_d)	≤ 6 V	≤ 6 V
No-load current (I_o)	Typ. 2.5 mA	Typ. 2.5 mA
Frequency of operating cycles max.	25 Hz	25 Hz
Permitted ambient temperature	-25...+70 °C (ETL = +60 °C)	-25...+70 °C (ETL = +60 °C)
LED-display	Yellow	Yellow
Protective circuit	Built-in	Built-in
Degree of protection IEC 529	IP 67	IP 67
Norm	EN 60947-5-2	EN 60947-5-2
Connection cable	2 m, PVC, 2 x 0.75 mm ²	2 m, PVC, 2 x 0.75 mm ²
Housing material	PA / PPO	PA / PPO
Active surface	PA / PPO	PA / PPO
Lid	PA / PPO	PA / PPO



Made in Germany

All specifications are subject to change without notice. (04/2013)



Capacitive Sensors Series 1000 - AC / DC - duo²

Housing M 30 x 1.5

- Housing material: PA / PPO
- Sensing distance 2...15 mm adjustable
- NO / NC function switchable

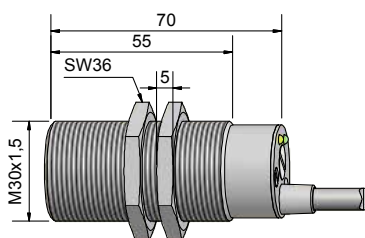
Certificate:



Technical data

Operating distance S_n	Flush mountable 10 mm
Operating distance min. / max. adjustable	2...15 mm
Electrical version	2-wire AC / DC
Output function	NO / NC switchable
Type	KAS-1000-A14-K
Art.-No.	945 000
Operating voltage (U_B)	20...250 V AC / DC
Output current max. (I_o)	330 mA
Load current min.	5 mA
Voltage drop max. (U_d)	≤ 6 V
No-load current (I_o)	Typ. 2 mA
Frequency of operating cycles max.	25 Hz
Permitted ambient temperature	-25...+70 °C
LED-display	Green & yellow
Protective circuit	Built-in
Degree of protection IEC 529	IP 67
Norm	EN 60947-5-2
Connection cable	2 m, PVC, 2 x 0.75 mm ²
Housing material	PA / PPO
Active surface	PA / PPO
Lid	PA / PPO

All specifications are subject to change without notice. (04/2013)

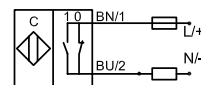


Sealing screw, change-over switch

LED green
standby

LED yellow
operating state

Sealing screw,
potentiometer



Made in Germany



Capacitive Sensors Series 70 - NPN Series 80 - PNP



Housing M 30 x 1.5

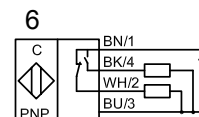
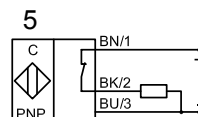
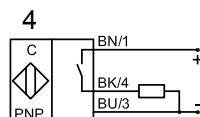
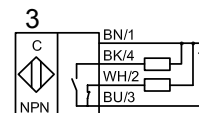
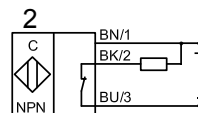
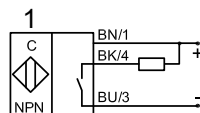
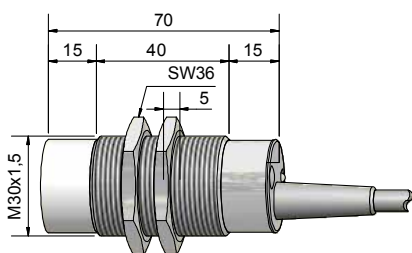
- Housing material: Brass
- Sensing distance 1...30 mm adjustable

Certificate:



QuattroEtcProtect™

Technical data	Non-flush mountable
Operating distance S_n	15 mm
Operating distance min. / max. adjustable	1...30 mm
Electrical version	4-wire DC
Output function	Antivalent (NO + NC)
Type NPN	KAS-70-A24-A
Art.-No.	708 000
Connection diagram No.	3
Type PNP	KAS-80-A24-A
Art.-No.	808 000
Connection diagram No.	6
Operating voltage (U_B)	10...35 V DC
Output current max. (I_o)	2 x 250 mA
Voltage drop max. (U_o)	≤ 2.0 V
Permitted residual ripple max.	10 %
No-load current (I_o)	Typ. 15 mA
Frequency of operating cycles max.	50 Hz
Permitted ambient temperature	-25...+70 °C
LED-display	Green / yellow
Protective circuit	Built-in
Degree of protection IEC 529	IP 67
Norm	EN 60947-5-2
Connection cable	2 m, PVC, 4 x 0.5 mm ²
Housing material	Brass
Active surface	PTFE (FDA 21 CFR 177.1550)
Lid	PA / PPO
Media optimized	Yes



Made in Germany

All specifications are subject to change without notice. (04/2013)



Capacitive Sensors Series 70 - NPN Series 80 - PNP



Housing M 30 x 1.5

- Housing material: Brass
- Sensing distance 1...30 mm adjustable
- With flange connector M 12 x 1

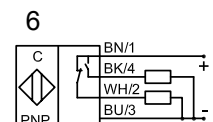
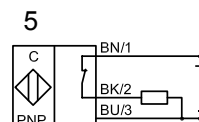
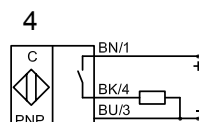
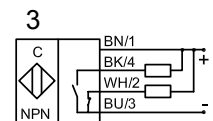
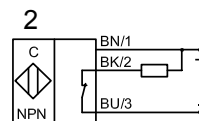
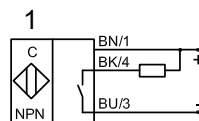
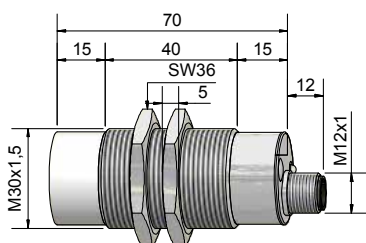
Certificate:



Technical data

Operating distance S_n	15 mm	Non-flush mountable
Operating distance min. / max. adjustable	1...30 mm	
Electrical version	4- pin DC	
Output function	Antivalent (NO + NC)	
Type NPN	KAS-70-A24-A-Y5	
Art.-No.	708 200	
Connection diagram No.	3	
Type PNP	KAS-80-A24-A-Y5	
Art.-No.	808 200	
Connection diagram No.	6	
Operating voltage (U_B)	10...35 V DC	
Output current max. (I_o)	2 x 250 mA	
Voltage drop max. (U_o)	≤ 2.0 V	
Permitted residual ripple max.	10 %	
No-load current (I_o)	Typ. 15 mA	
Frequency of operating cycles max.	50 Hz	
Permitted ambient temperature	-25...+70 °C	
LED-display	Green / yellow	
Protective circuit	Built-in	
Degree of protection IEC 529	IP 67	
Norm	EN 60947-5-2	
Connection	Flange connector M 12 x 1	
Housing material	Brass	
Active surface	PTFE (FDA 21 CFR 177.1550)	
Lid	PA / PPO	
Media optimized	Yes	

All specifications are subject to change without notice. (04/2013)



Made in Germany



Capacitive Sensors Series 2000 - **quattro**³

Housing M 30 x 1.5

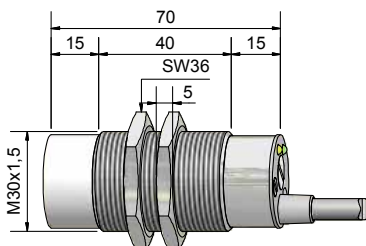
- Housing material: Brass
- Sensing distance 3...25 mm adjustable
- Multifunction sensor: NPN / PNP; NO / NC function switchable

Certificate:



Quattro³Protect™

Technical data	Non-flush mountable
Operating distance S_n	15 mm
Operating distance min. / max. adjustable	3...25 mm
Electrical version	3-wire DC
Output function	NO / NC switchable
Type NPN / PNP switchable	KAS-2000-A24
Art.-No.	770 200
Operating voltage (U_b)	10...35 V DC
Output current max. (I_o)	400 mA
Voltage drop max. (U_d)	≤ 2.0 V
Permitted residual ripple max.	10 %
No-load current (I_o)	Typ. 15 mA
Frequency of operating cycles max.	50 Hz
Permitted ambient temperature	-25...+70 °C
LED-display	Green & yellow
Protective circuit	Built-in
Degree of protection IEC 529	IP 67
Norm	EN 60947-5-2
Connection cable	2 m, PVC, 3 x 0.75 mm ²
Housing material	Brass
Active surface	PTFE (FDA 21 CFR 177.1550)
Lid	PA / PPO



Sealing screw, change-over switch

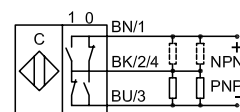
LED green

standby

LED yellow

operating state

Sealing screw,
potentiometer



Made in Germany

All specifications are subject to change without notice. (04/2013)



Capacitive Sensors
Series 70 - NPN
Series 80 - PNP



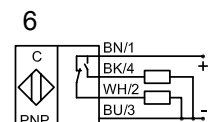
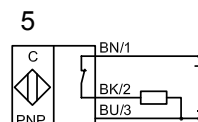
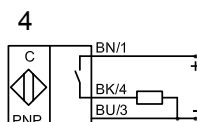
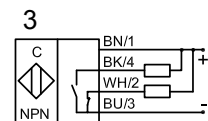
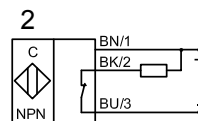
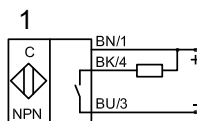
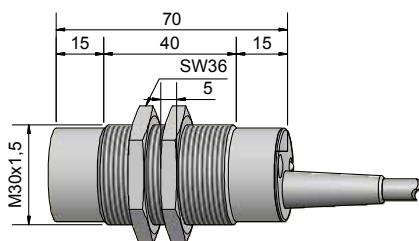
- Housing M 30 x 1.5
- Housing material: PA / PPO
 - Sensing distance 1...30 mm adjustable

Certificate:



Technical data	Non-flush mountable	Non-flush mountable
Operating distance S_n	15 mm	15 mm
Operating distance min. / max. adjustable	1...30 mm	1...30 mm
Electrical version	3-wire DC	4-wire DC
Output function	Normally open (NO)	Antivalent (NO + NC)
Type NPN		KAS-70-A24-A-K
Art.-No.		708 400
Connection diagram No.		3
Type PNP	KAS-80-A24-S-K	KAS-80-A24-A-K
Art.-No.	809 600	808 400
Connection diagram No.	4	6
Operating voltage (U_B)	10...35 V DC	10...35 V DC
Output current max. (I_o)	250 mA	2 x 250 mA
Voltage drop max. (U_o)	≤ 2.0 V	≤ 2.0 V
Permitted residual ripple max.	10 %	10 %
No-load current (I_o)	Typ. 15 mA	Typ. 15 mA
Frequency of operating cycles max.	50 Hz	50 Hz
Permitted ambient temperature	-25...+70 °C	-25...+70 °C
LED-display	Green / yellow	Green / yellow
Protective circuit	Built-in	Built-in
Degree of protection IEC 529	IP 67	IP 67
Norm	EN 60947-5-2	EN 60947-5-2
Connection cable	2 m, PVC, 3 x 0.75 mm ²	2 m, PVC, 4 x 0.5 mm ²
Housing material	PA / PPO	PA / PPO
Active surface	PA / PPO	PA / PPO
Lid	PA / PPO	PA / PPO
Media optimized	Yes	Yes

All specifications are subject to change without notice. (04/2013)



Made in Germany



Capacitive Sensors

Series 80 - PNP

Housing M 30 x 1.5

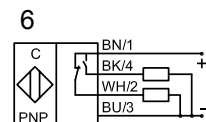
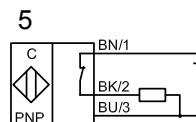
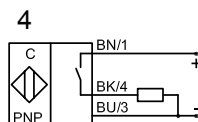
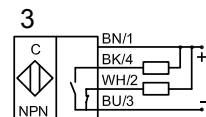
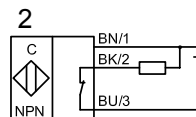
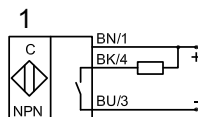
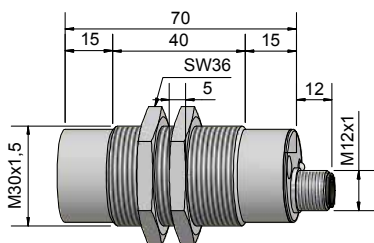
- Housing material: PA / PPO
- Sensing distance 1...30 mm adjustable
- With flange connector M 12 x 1



Certificate:



Technical data	Non-flush mountable
Operating distance S_n	15 mm
Operating distance min. / max. adjustable	1...30 mm
Electrical version	4- pin DC
Output function	Antivalent (NO + NC)
Type NPN	
Art.-No.	
Connection diagram No.	
Type PNP	
KAS-80-A24-A-K-Y5	
Art.-No.	
808 600	
Connection diagram No.	
6	
Operating voltage (U_b)	10...35 V DC
Output current max. (I_e)	2 x 250 mA
Voltage drop max. (U_d)	≤ 2.0 V
Permitted residual ripple max.	10 %
No-load current (I_o)	Typ. 15 mA
Frequency of operating cycles max.	50 Hz
Permitted ambient temperature	-25...+70 °C
LED-display	Green / yellow
Protective circuit	Built-in
Degree of protection IEC 529	IP 67
Norm	EN 60947-5-2
Connection	Flange connector M 12 x 1
Housing material	PA / PPO
Active surface	PA / PPO
Lid	PA / PPO
Media optimized	Yes



Made in Germany

All specifications are subject to change without notice. (04/2013)



Capacitive Sensors Series 90 - AC / DC

Housing M 30 x 1.5

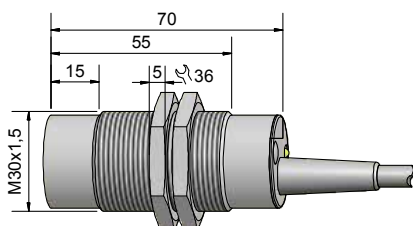
- Housing material: PA / PPO
- Sensing distance 1...25 mm adjustable

Certificate:

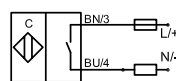


Technical data	Non-flush mountable	Non-flush mountable
Operating distance S_n	15 mm	15 mm
Operating distance min. / max. adjustable	1...25 mm	1...25 mm
Electrical version	2-wire AC / DC	2-wire AC / DC
Output function	Normally open (NO)	Normally closed (NC)
Type	KAS-90-A24-S	KAS-90-A24-Ö
Art.-No.	900 800	900 900
Connection diagram No.	1	2
Operating voltage (U_B)	20...250 V AC / DC	20...250 V AC / DC
Output current max. (I_e)	330 mA (ETL = 250 mA)	330 mA (ETL = 250 mA)
Load current min.	5 mA	5 mA
Voltage drop max. (U_d)	≤ 6 V	≤ 6 V
No-load current (I_o)	Typ. 2.5 mA	Typ. 2.5 mA
Frequency of operating cycles max.	25 Hz	25 Hz
Permitted ambient temperature	-25...+70 °C (ETL = +60 °C)	-25...+70 °C (ETL = +60 °C)
LED-display	Yellow	Yellow
Protective circuit	Built-in	Built-in
Degree of protection IEC 529	IP 67	IP 67
Norm	EN 60947-5-2	EN 60947-5-2
Connection cable	2 m, PVC, 2 x 0.75 mm ²	2 m, PVC, 2 x 0.75 mm ²
Housing material	PA / PPO	PA / PPO
Active surface	PA / PPO	PA / PPO
Lid	PA / PPO	PA / PPO

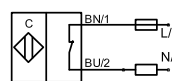
All specifications are subject to change without notice. (04/2013)



1



2



Made in Germany



Capacitive Sensors Series 1000 - AC / DC - duo³

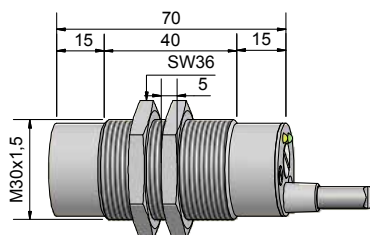
Housing M 30 x 1.5

- Housing material: PA / PPO
- Sensing distance 3...20 mm adjustable
- NO / NC function switchable

Certificate:



Technical data	Non-flush mountable
Operating distance S_n	15 mm
Operating distance min. / max. adjustable	3...20 mm
Electrical version	2-wire AC / DC
Output function	NO / NC switchable
Type	KAS-1000-A24-K
Art.-No.	945 100
Operating voltage (U_b)	20...250 V AC / DC
Output current max. (I_o)	330 mA
Load current min.	5 mA
Voltage drop max. (U_d)	≤ 6 V
No-load current (I_o)	Typ. 2 mA
Frequency of operating cycles max.	25 Hz
Permitted ambient temperature	-25...+70 °C
LED-display	Green & yellow
Protective circuit	Built-in
Degree of protection IEC 529	IP 67
Norm	EN 60947-5-2
Connection cable	2 m, PVC, 2 x 0.75 mm ²
Housing material	PA / PPO
Active surface	PA / PPO
Lid	PA / PPO

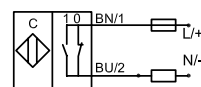


Sealing screw, change-over switch

LED green
standby

LED yellow
operating state

Sealing screw,
potentiometer



Made in Germany

All specifications are subject to change without notice. (04/2013)



Capacitive Sensors
Series 70 - NPN
Series 80 - PNP



Housing M 32 x 1.5

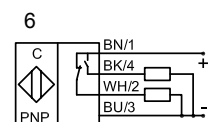
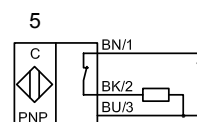
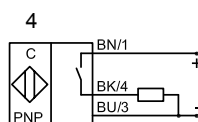
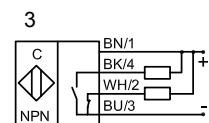
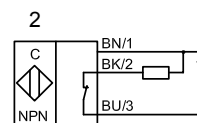
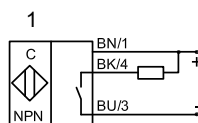
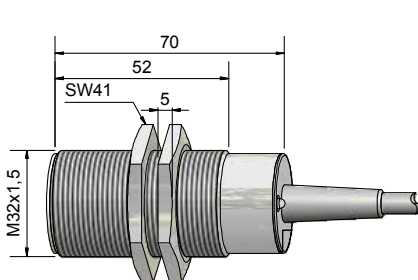
- Housing material: Brass
- Sensing distance 0.5...30 mm adjustable

Certificate:



Technical data	Flush mountable	Flush mountable
Operating distance S_n	20 mm	20 mm
Operating distance min. / max. adjustable	0.5...30 mm	0.5...30 mm
Electrical version	3-wire DC	4-wire DC
Output function	Normally open (NO)	Antivalent (NO + NC)
Type NPN	KAS-70-30-S-M32	KAS-70-30-A-M32
Art.-No.	716 200	715 800
Connection diagram No.	1	3
Type PNP	KAS-80-30-S-M32	KAS-80-30-A-M32
Art.-No.	816 200	815 800
Connection diagram No.	4	6
Operating voltage (U_B)	10...35 V DC	10...35 V DC
Output current max. (I_o)	250 mA	2 x 250 mA
Voltage drop max. (U_d)	≤ 2.0 V	≤ 2.0 V
Permitted residual ripple max.	10%	10%
No-load current (I_o)	Typ. 15 mA	Typ. 15 mA
Frequency of operating cycles max.	200 Hz	200 Hz
Permitted ambient temperature	-25...+70 °C	-25...+70 °C
LED-display	Green / yellow	Green / yellow
Protective circuit	Built-in	Built-in
Degree of protection IEC 60529	IP 67	IP 67
Norm	EN 60947-5-2	EN 60947-5-2
Connection cable	2 m, PVC, 3 x 0.75 mm ²	2 m, PVC, 4 x 0.5 mm ²
Housing material	Brass	Brass
Active surface	PTFE (FDA 21 CFR 177.1550)	PTFE (FDA 21 CFR 177.1550)
Lid	PA / PPO	PA / PPO
Media optimized	Yes	Yes

All specifications are subject to change without notice. (04/2013)



Made in Germany



Capacitive Sensors
Series 70 - NPN
Series 80 - PNP



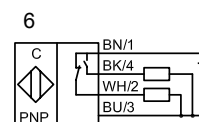
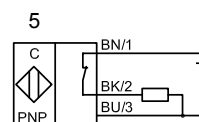
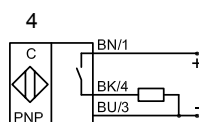
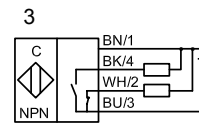
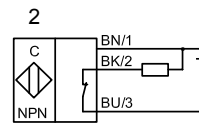
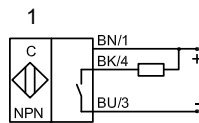
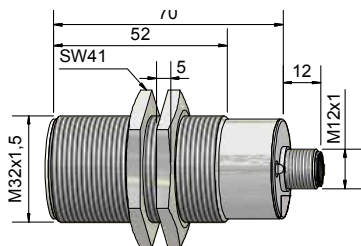
- Housing M 32 x 1.5
- Housing material: Brass
 - Sensing distance 0.5...30 mm adjustable
 - With flange connector M 12 x 1

Certificate:



QuattroEtcProtect™

Technical data	Flush mountable
Operating distance S_n	20 mm
Operating distance min. / max. adjustable	0.5...30 mm
Electrical version	4-pin DC
Output function	Antivalent (NO + NC)
Type NPN	KAS-70-30-A-M32-Y5
Art.-No.	716 000
Connection diagram No.	3
Type PNP	KAS-80-30-A-M32-Y5
Art.-No.	816 000
Connection diagram No.	6
Operating voltage (U_B)	10...35 V DC
Output current max. (I_e)	2 x 250 mA
Voltage drop max. (U_d)	≤ 2.0 V
Permitted residual ripple max.	10 %
No-load current (I_o)	Typ. 15 mA
Frequency of operating cycles max.	200 Hz
Permitted ambient temperature	-25...+70 °C
LED-display	Green / yellow
Protective circuit	Built-in
Degree of protection IEC 60529	IP 67
Norm	EN 60947-5-2
Connection	Flange connector M 12 x 1
Housing material	Brass
Active surface	PTFE (FDA 21 CFR 177.1550)
Lid	PA / PPO
Media optimized	Yes



Made in Germany

All specifications are subject to change without notice. (04/2013)



Capacitive Sensors with analogue output

Series 80 - IL

Housing M 32 x 1.5

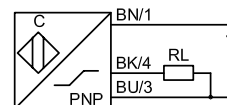
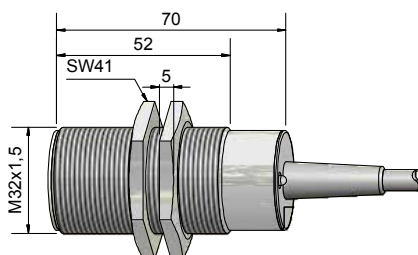
- Housing material: Brass
- Operating range 0...30 mm

Certificate:



Technical data	Flush mountable
Operating range	0...30 mm
Linear range	0...20 mm
Electrical version	3-wire DC
Output function	Analogue
Type Analogue PNP	KAS-80-30-IL-M32
Art.-No.	816 600
Operating voltage (U_B)	15...30 V DC
Output current max. (I_o)	≥ 20 mA... ≤ 4 mA
Permitted residual ripple max.	5 %
No-load current (I_o)	≤ 40 mA
Output current active surface free	≥ 20 mA
Output current active surface covered	≤ 20 mA... ≤ 4 mA
Load resistor	$R_L = 0...300$ Ohm
Permitted ambient temperature	0...+60 °C
LED-display	Yellow / green
Protective circuit	Built-in
Degree of protection IEC 60529	IP 67
Norm	EN 60947-5-2
Connection cable	2 m, PUR, 3 x 0.75 mm ²
Housing material	Brass
Active surface	PTFE (FDA 21 CFR 177.1550)
Lid	PA / PPO

All specifications are subject to change without notice. (04/2013)



Made in Germany



Capacitive Sensors with analogue output

Series 80 - IL

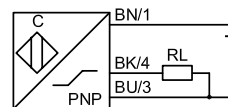
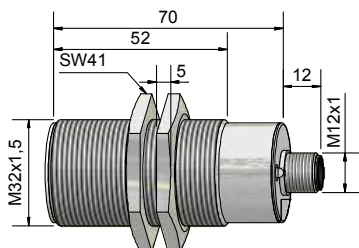
Housing M 32 x 1.5

- Housing material: Brass
- Operating range 0...30 mm
- With flange connector M 12 x 1



Certificate:

Technical data	Flush mountable
Operating range	0...30 mm
Linear range	0...20 mm
Electrical version	3-pin DC
Output function	Analogue
Type Analogue PNP	KAS-80-30-IL-M32-Y5
Art.-No.	816 700
Operating voltage (U_B)	15...30 V DC
Output current max. (I_o)	≥ 20 mA... ≤ 4 mA
Permitted residual ripple max.	5 %
No-load current (I_o)	≤ 40 mA
Output current active surface free	≥ 20 mA
Output current active surface covered	≤ 20 mA... ≤ 4 mA
Load resistor	$R_L = 0...300$ Ohm
Permitted ambient temperature	0...+60 °C
LED-display	Yellow / green
Protective circuit	Built-in
Degree of protection IEC 60529	IP 67
Norm	EN 60947-5-2
Connection	Flange connector M 12 x 1
Housing material	Brass
Active surface	PTFE (FDA 21 CFR 177.1550)
Lid	PA / PPO



All specifications are subject to change without notice. (04/2013)

Made in Germany



Capacitive Sensors Series 2000 - **quattro**³

Housing M 32 x 1.5

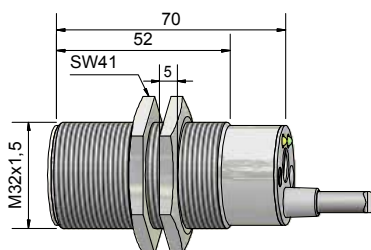
- Housing material: Brass
- Sensing distance 2...25 mm adjustable
- Multifunction sensor: NPN / PNP;
NO / NC function switchable

Certificate:



Technical data	Flush mountable
Operating distance S_n	20 mm
Operating distance min. / max. adjustable	2...25 mm
Electrical version	3-wire DC
Output function	NO / NC switchable
Type NPN / PNP switchable	KAS-2000-30-M32
Art.-No.	770 600
Operating voltage (U_B)	10...35 V DC
Output current max. (I_o)	400 mA
Voltage drop max. (U_d)	≤ 2.0 V
Permitted residual ripple max.	10 %
No-load current (I_o)	Typ. 15 mA
Frequency of operating cycles max.	50 Hz
Permitted ambient temperature	-25...+70 °C
LED-display	Green & yellow
Protective circuit	Built-in
Degree of protection IEC 60529	IP 67
Norm	EN 60947-5-2
Connection cable	2 m, PVC, 3 x 0.75 mm ²
Housing material	Brass
Active surface	PTFE (FDA 21 CFR 177.1550)
Lid	PA / PPO

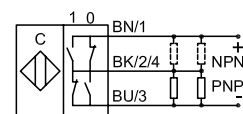
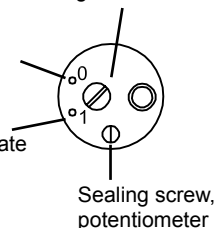
All specifications are subject to change without notice. (04/2013)



Sealing screw, change-over switch

LED green
standby

LED yellow
operating state



Made in Germany



Capacitive Sensors Series 2000 - **quattro**³

Housing M 32 x 1.5

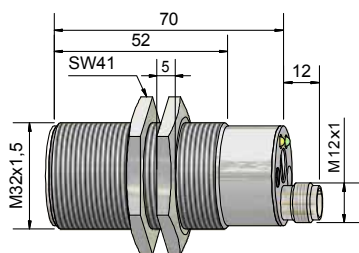
- Housing material: Brass
- Sensing distance 2...25 mm adjustable
- Multifunction sensor: NPN / PNP;
NO / NC function switchable
- With flange connector M 12 x 1

Certificate:



Quattro³Protect™

Technical data	Flush mountable
Operating distance S_n	20 mm
Operating distance min. / max. adjustable	2...25 mm
Electrical version	3-pin DC
Output function	NO / NC switchable
Type NPN / PNP switchable	KAS-2000-30-M32-Y3
Art.-No.	770 603
Operating voltage (U_B)	10...35 V DC
Output current max. (I_e)	400 mA
Voltage drop max. (U_d)	≤ 2.0 V
Permitted residual ripple max.	10 %
No-load current (I_o)	Typ. 15 mA
Frequency of operating cycles max.	50 Hz
Permitted ambient temperature	-25...+70 °C
LED-display	Green & yellow
Protective circuit	Built-in
Degree of protection IEC 60529	IP 67
Norm	EN 60947-5-2
Connection	Flange connector M 12 x 1
Housing material	Brass
Active surface	PTFE (FDA 21 CFR 177.1550)
Lid	PA / PPO

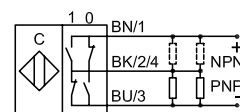


Sealing screw, change-over switch

LED green
standby

LED yellow
operating state

Sealing screw,
potentiometer



Made in Germany

All specifications are subject to change without notice. (04/2013)



Capacitive Sensors Series 90 - AC / DC

Housing M 32 x 1.5

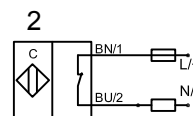
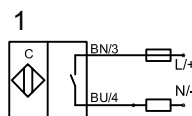
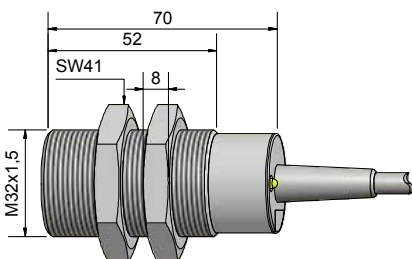
- Housing material: PA / PPO
- Sensing distance 2...20 mm adjustable

Certificate:



Technical data	Flush mountable	Flush mountable
Operating distance S_n	15 mm	15 mm
Operating distance min. / max. adjustable	2...20 mm	2...20 mm
Electrical version	2-wire AC / DC	2-wire AC / DC
Output function	Normally open (NO)	Normally closed (NC)
Type	KAS-90-30-S-M32	KAS-90-30-Ö-M32
Art.-No.	901 800	901 900
Connection diagram No.	1	2
Operating voltage (U_B)	20...250 V AC / DC	20...250 V AC / DC
Output current max. (I_o)	330 mA (ETL = 250 mA)	330 mA (ETL = 250 mA)
Load current min.	5 mA	5 mA
Voltage drop max. (U_d)	≤ 6 V	≤ 6 V
No-load current (I_o)	Typ. 2.5 mA	Typ. 2.5 mA
Frequency of operating cycles max.	25 Hz	25 Hz
Permitted ambient temperature	-25...+70 °C (ETL = +60 °C)	-25...+70 °C (ETL = +60 °C)
LED-display	Yellow	Yellow
Protective circuit	Built-in	Built-in
Degree of protection IEC 60529	IP 67	IP 67
Norm	EN 60947-5-2	EN 60947-5-2
Connection cable	2 m, PVC, 2 x 0.75 mm ²	2 m, PVC, 2 x 0.75 mm ²
Housing material	PA / PPO	PA / PPO
Active surface	PA / PPO	PA / PPO
Lid	PA / PPO	PA / PPO

All specifications are subject to change without notice. (04/2013)



Made in Germany



Capacitive Sensors Series 1000 - AC / DC **duo**²

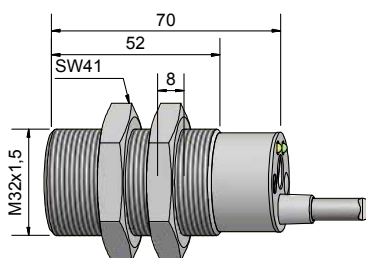
Housing M 32 x 1.5

- Housing material: PA / PPO
- Sensing distance 2...20 mm adjustable
- NO- / NC function switchable

Certificate:



Technical data	Flush mountable
Operating distance S_n	15 mm
Operating distance min. / max. adjustable	2...20 mm
Electrical version	2-wire AC / DC
Output function	NO / NC switchable
Type	KAS-1000-30-M32
Art.-No.	930 200
Operating voltage (U_B)	20...250 V AC / DC
Output current max. (I_o)	330 mA
Load current min.	5 mA
Voltage drop max. (U_d)	≤ 6 V
No-load current (I_o)	Typ. 2 mA
Frequency of operating cycles max.	25 Hz
Permitted ambient temperature	-25...+70 °C
LED-display	Green & yellow
Protective circuit	Built-in
Degree of protection IEC 60529	IP 67
Connection cable	2 m, PVC, 2 x 0.75 mm ²
Norm	EN 60947-5-2
Housing material	PA / PPO
Active surface	PA / PPO
Lid	PA / PPO

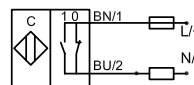


Sealing screw, change-over switch

LED green
standby

LED yellow
operating state

Sealing screw,
potentiometer



Made in Germany

All specifications are subject to change without notice. (04/2013)



Capacitive Sensors
Series 70 - NPN
Series 80 - PNP



Housing M 32 x 1.5

- Housing material: PTFE
- Ideal for detection of chemically aggressive media
- Also ideal for food applications
- Sensing distance 0.5...30 mm adjustable
- Option: Total chemical resistance is given when ordering the sensor with PTFE cable and PTFE- protection set Art.-No. 196301

Certificate:

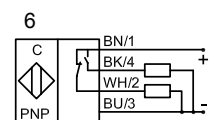
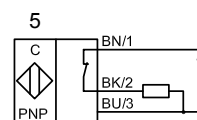
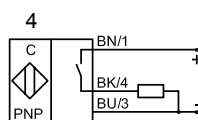
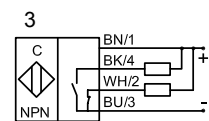
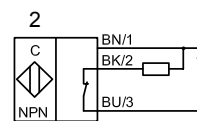
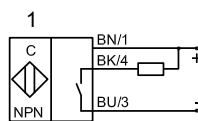
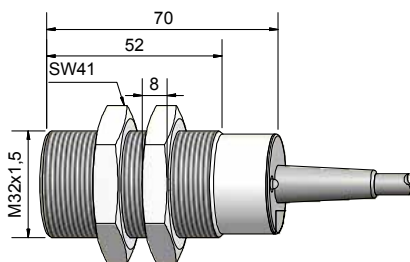


Technical data

Flush mountable

Operating distance S_n	20 mm
Operating distance min. / max. adjustable	0.5...30 mm
Electrical version	4-wire DC
Output function	Antivalent (NO + NC)
Type NPN	KAS-70-30-A-K-M32-PTFE
Art.-No.	715 830
Connection diagram No.	3
Type PNP	KAS-80-30-A-K-M32-PTFE
Art.-No.	815 830
Connection diagram No.	6
Operating voltage (U_b)	10...35 V DC
Output current max. (I_o)	2 x 250 mA
Voltage drop max. (U_o)	≤ 2.0 V
Permitted residual ripple max.	10 %
No-load current (I_o)	Typ. 15 mA
Frequency of operating cycles max.	200 Hz
Permitted ambient temperature	-25...+70 °C
LED-display	Green / yellow
Protective circuit	Built-in
Degree of protection IEC 60529	IP 67
Norm	EN 60947-5-2
Connection cable	2 m, PVC, 4 x 0.50 mm ²
Housing material	PTFE (FDA 21 CFR 177.1550)
Active surface	PTFE (FDA 21 CFR 177.1550)
Lid	PA / PPO
Media optimized	Yes

All specifications are subject to change without notice. (04/2013)



Made in Germany



Capacitive Sensors Series 90 - AC / DC

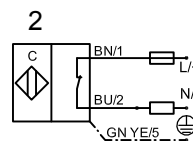
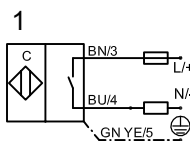
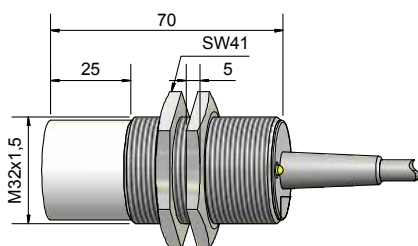
Housing M 32 x 1.5

- Housing material: Brass
- Sensing distance 3...25 mm adjustable



Certificate:

Technical data	Non-flush mountable	Non-flush mountable
Operating distance S_n	20 mm	20 mm
Operating distance min. / max. adjustable	3...25 mm	3...25 mm
Electrical version	2-wire AC / DC	2-wire AC / DC
Output function	Normally open (NO)	Normally closed (NC)
Type	KAS-90-34-S-M32-PTFE/Ms	KAS-90-34-Ö-M32-PTFE/Ms
Art.-No.	903 200	903 300
Connection diagram No.	1	2
Operating voltage (U_b)	20...250 V AC / DC	20...250 V AC / DC
Output current max. (I_o)	330 mA (ETL = 250 mA)	330 mA (ETL = 250 mA)
Load current min.	5 mA	5 mA
Voltage drop max. (U_d)	≤ 6 V	≤ 6 V
No-load current (I_o)	Typ. 2.5 mA	Typ. 2.5 mA
Frequency of operating cycles max.	25 Hz	25 Hz
Permitted ambient temperature	-25...+70 °C (ETL = +60 °C)	-25...+70 °C (ETL = +60 °C)
LED-display	Yellow	Yellow
Protective circuit	Built-in	Built-in
Degree of protection IEC 60529	IP 67	IP 67
Norm	EN 60947-5-2	EN 60947-5-2
Connection cable	2 m, PVC, 3 x 0.75 mm ²	2 m, PVC, 3 x 0.75 mm ²
Housing material	Brass	Brass
Active surface	PTFE (FDA 21 CFR 177.1550)	PTFE (FDA 21 CFR 177.1550)
Lid	PA / PPO	PA / PPO



All specifications are subject to change without notice. (04/2013)

Made in Germany



Capacitive Sensors Series 70 - NPN Series 80 - PNP



Housing M 32 x 1.5

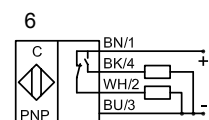
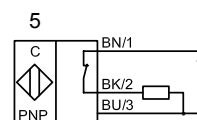
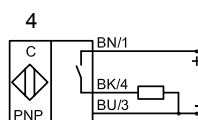
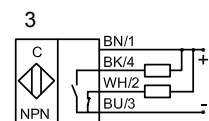
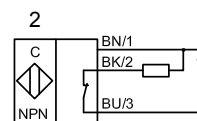
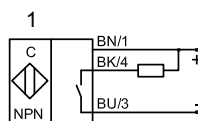
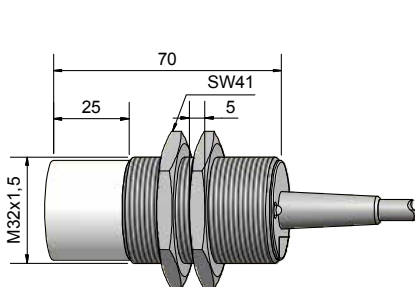
- Housing material: Stainless steel VA
- Sensing distance 1...40 mm adjustable

Certificate:



Technical data	Non-flush mountable	Non-flush mountable
Operating distance S_n	25 mm	25 mm
Operating distance min. / max. adjustable	1...40 mm	1...40 mm
Electrical version	3-wire DC	4-wire DC
Output function	Normally open (NO)	Antivalent (NO + NC)
Type NPN	KAS-70-34-S-M32-PTFE/V2A	KAS-70-34-A-M32-PTFE/V2A
Art.-No.	718 600	KA 0041
Connection diagram No.	1	3
Type PNP	KAS-80-34-S-M32-PTFE/V2A	KAS-80-34-A-M32-PTFE/V2A
Art.-No.	818 600	818 540
Connection diagram No.	4	6
Operating voltage (U_b)	10...35 V DC	10...35 V DC
Output current max. (I_o)	250 mA	2 x 250 mA
Voltage drop max. (U_o)	≤ 2,0 V	≤ 2,0 V
Permitted residual ripple max.	10 %	10 %
No-load current (I_o)	Typ. 15 mA	Typ. 15 mA
Frequency of operating cycles max.	50 Hz	50 Hz
Permitted ambient temperature	-25...+70 °C	-25...+70 °C
LED-display	Green / yellow	Green / yellow
Protective circuit	Built-in	Built-in
Degree of protection IEC 60529	IP 67	IP 67
Norm	EN 60947-5-2	EN 60947-5-2
Connection cable	2 m, PVC, 3 x 0.75 mm ²	2 m, PVC, 4 x 0.50 mm ²
Housing material	VA No. 1.4305	VA No. 1.4305
Active surface	PTFE (FDA 21 CFR 177.1550)	PTFE (FDA 21 CFR 177.1550)
Lid	PA / PPO	PA / PPO
Media optimized	Yes	Yes

All specifications are subject to change without notice. (04/2013)



Made in Germany



Capacitive Sensors
Series 70 - NPN
Series 80 - PNP



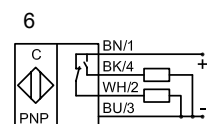
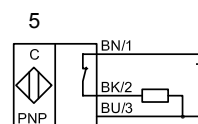
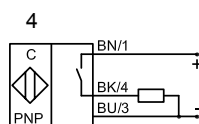
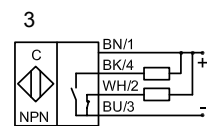
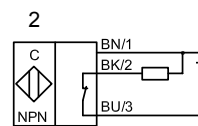
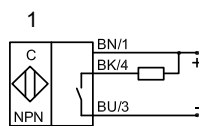
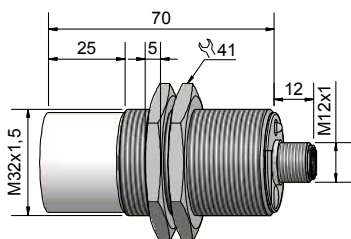
Housing M 32 x 1.5

- Housing material: Stainless steel VA
- Sensing distance 1...40 mm adjustable
- With flange connector M 12 x 1

Certificate:



Technical data	Non-flush mountable
Operating distance S_n	25 mm
Operating distance min. / max. adjustable	1...40 mm
Electrical version	4-pin DC
Output function	Antivalent (NO + NC)
Type NPN	KAS-70-34-A-M32-PTFE/V2A-Y5
Art.-No.	718 555
Connection diagram No.	3
Type PNP	KAS-80-34-A-M32-PTFE/V2A-Y5
Art.-No.	818 555
Connection diagram No.	6
Operating voltage (U_B)	10...35 V DC
Output current max. (I_e)	2 x 250 mA
Voltage drop max. (U_d)	≤ 2.0 V
Permitted residual ripple max.	10 %
No-load current (I_o)	Typ. 15 mA
Frequency of operating cycles max.	50 Hz
Permitted ambient temperature	-25...+70 °C
LED-display	Green / yellow
Protective circuit	Built-in
Degree of protection IEC 60529	IP 67
Norm	EN 60947-5-2
Connection	Flange connector M 12 x 1
Housing material	VA No. 1.4305
Active surface	PTFE (FDA 21 CFR 177.1550)
Lid	PA / PPO
Media optimized	Yes



Made in Germany

All specifications are subject to change without notice. (04/2013)



Capacitive Sensors Series 2000 - **quattro**³

Housing M 32 x 1.5

- Housing material: Stainless steel VA
- Sensing distance 3...30 mm adjustable
- Multifunction sensor: NPN / PNP
NO / NC function switchable

Certificate:

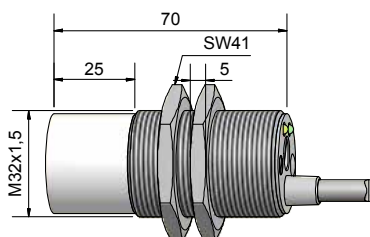


Quattro^{Exc}Protect™

Technical data

	Non-flush mountable
Operating distance S_n	25 mm
Operating distance min. / max. adjustable	3...30 mm
Electrical version	3-wire DC
Output function	NO / NC switchable
Type NPN / PNP switchable	KAS-2000-34-M32-PTFE/V2A
Art.-No.	771 000
Operating voltage (U_B)	10...35 V DC
Output current max. (I_o)	400 mA
Voltage drop max. (U_d)	≤ 2,0 V
Permitted residual ripple max.	10%
No-load current (I_o)	Typ. 15 mA
Frequency of operating cycles max.	50 Hz
Permitted ambient temperature	-25...+70 °C
LED-display	Green & yellow
Protective circuit	Built-in
Degree of protection IEC 60529	IP 67
Norm	EN 60947-5-2
Connection cable	2 m, PVC, 3 x 0,75 mm ²
Housing material	VA No. 1.4305
Active surface	PTFE (FDA 21 CFR 177.1550)
Lid	PA / PPO

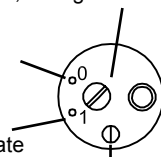
All specifications are subject to change without notice. (04/2013)



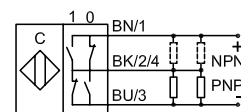
Sealing screw, change-over switch

LED green
standby

LED yellow
operating state



Sealing screw,
potentiometer



Made in Germany



Capacitive Sensors Series 90 - AC / DC

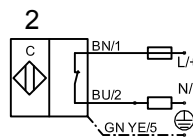
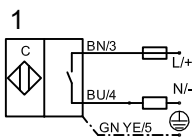
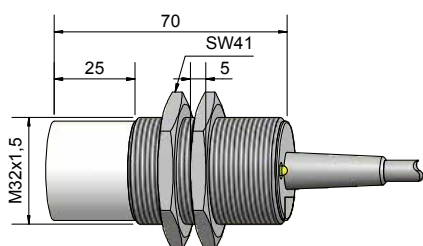
Housing M 32 x 1.5

- Housing material: Stainless steel VA
- Sensing distance 3...25 mm adjustable

Certificate:



Technical data	Non-flush mountable	Non-flush mountable
Operating distance S_n	20 mm	20 mm
Operating distance min. / max. adjustable	3...25 mm	3...25 mm
Electrical version	2-wire AC / DC	2-wire AC / DC
Output function	Normally open (NO)	Normally closed (NC)
Type	KAS-90-34-S-M32-PTFE/V2A	KAS-90-34-Ö-M32-PTFE/V2A
Art.-No.	903 400	903 500
Connection diagram No.	1	2
Operating voltage (U_b)	20...250 V AC / DC	20...250 V AC / DC
Output current max. (I_o)	330 mA (ETL = 250 mA)	330 mA (ETL = 250 mA)
Load current min.	5 mA	5 mA
Voltage drop max. (U_d)	≤ 6 V	≤ 6 V
No-load current (I_o)	Typ. 2.5 mA	Typ. 2.5 mA
Frequency of operating cycles max.	25 Hz	25 Hz
Permitted ambient temperature	-25...+70 °C (ETL = +60 °C)	-25...+70 °C (ETL = +60 °C)
LED-display	Yellow	Yellow
Protective circuit	Built-in	Built-in
Degree of protection IEC 60529	IP 67	IP 67
Norm	EN 60947-5-2	EN 60947-5-2
Connection cable	2 m, PVC, 3 x 0.75 mm ²	2 m, PVC, 3 x 0.75 mm ²
Housing material	VA No. 1.4305	VA No. 1.4305
Active surface	PTFE (FDA 21 CFR 177.1550)	PTFE (FDA 21 CFR 177.1550)
Lid	PA / PPO	PA / PPO



Made in Germany

All specifications are subject to change without notice. (04/2013)



Capacitive Sensors
Series 70 - NPN
Series 80 - PNP



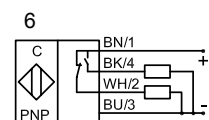
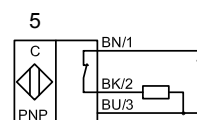
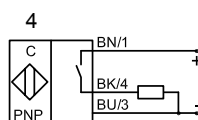
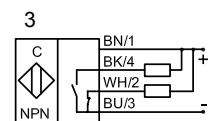
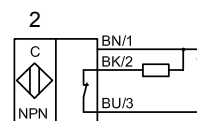
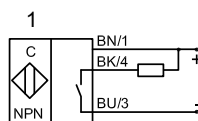
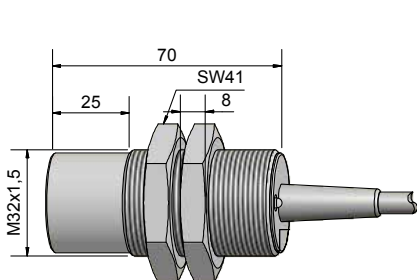
- Housing M 32 x 1.5
 • Housing material: PA / PPO
 • Sensing distance 1...40 mm adjustable

Certificate:



Technical data	Non-flush mountable	Non-flush mountable
Operating distance S_n	25 mm	25 mm
Operating distance min. / max. adjustable	1...40 mm	1...40 mm
Electrical version	3-wire DC	4-wire DC
Output function	Normally open (NO)	Antivalent (NO + NC)
Type NPN	KAS-70-35-S-M32	KAS-70-35-A-M32
Art.-No.	720 600	720 200
Connection diagram No.	1	3
Type PNP	KAS-80-35-S-M32	KAS-80-35-A-M32
Art.-No.	820 600	820 200
Connection diagram No.	4	6
Operating voltage (U_B)	10...35 V DC	10...35 V DC
Output current max. (I_o)	250 mA	2 x 250 mA
Voltage drop max. (U_o)	≤ 2.0 V	≤ 2.0 V
Permitted residual ripple max.	10 %	10 %
No-load current (I_o)	Typ. 15 mA	Typ. 15 mA
Frequency of operating cycles max.	50 Hz	50 Hz
Permitted ambient temperature	-25...+70 °C	-25...+70 °C
LED-display	Green / yellow	Green / yellow
Protective circuit	Built-in	Built-in
Degree of protection IEC 60529	IP 67	IP 67
Norm	EN 60947-5-2	EN 60947-5-2
Connection cable	2 m, PVC, 3 x 0.75 mm ²	2 m, PVC, 4 x 0.5 mm ²
Housing material	PA / PPO	PA / PPO
Active surface	PA / PPO	PA / PPO
Lid	PA / PPO	PA / PPO
Media optimized	Yes	Yes

All specifications are subject to change without notice. (04/2013)



Made in Germany



Capacitive Sensors
Series 70 - NPN
Series 80 - PNP



Housing M 32 x 1.5

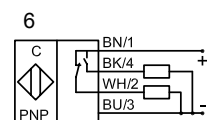
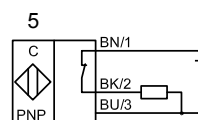
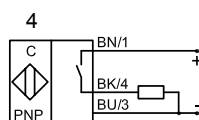
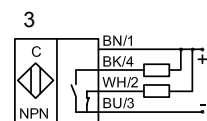
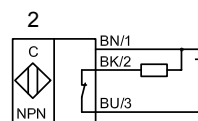
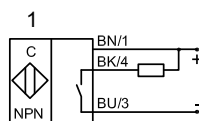
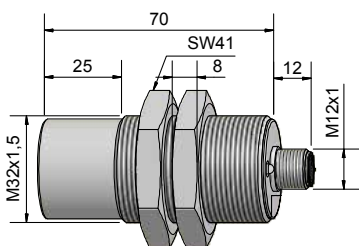
- Housing material: PA / PPO
- Sensing distance 1...40 mm adjustable
- With flange connector M 12 x 1

Certificate:



QuattroEtcProtect™

Technical data	Non-flush mountable
Operating distance S_n	25 mm
Operating distance min. / max. adjustable	1...40 mm
Electrical version	4-pin DC
Output function	Antivalent (NO + NC)
Type NPN	KAS-70-35-A-M32-Y5
Art.-No.	720 400
Connection diagram No.	3
Type PNP	KAS-80-35-A-M32-Y5
Art.-No.	820 400
Connection diagram No.	6
Operating voltage (U_b)	10...35 V DC
Output current max. (I_o)	2 x 250 mA
Voltage drop max. (U_o)	≤ 2.0 V
Permitted residual ripple max.	10%
No-load current (I_o)	Typ. 15 mA
Frequency of operating cycles max.	50 Hz
Permitted ambient temperature	-25...+70 °C
LED-display	Green / yellow
Protective circuit	Built-in
Degree of protection IEC 60529	IP 67
Norm	EN 60947-5-2
Connection	Flange connector M 12 x 1
Housing material	PA / PPO
Active surface	PA / PPO
Lid	PA / PPO
Media optimized	Yes



Made in Germany

All specifications are subject to change without notice. (04/2013)



Capacitive Sensors Series 2000 - quattro³

Housing M 32 x 1.5

- Housing material: PA / PPO
- Sensing distance 3...30 mm adjustable
- Multifunction sensor: NPN / PNP;
NO / NC function switchable

Certificate:



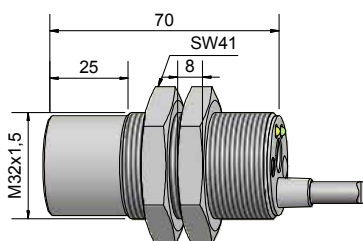
Quattro³ Protect™

Technical data

Non-flush mountable

Operating distance S_n	25 mm
Operating distance min. / max. adjustable	3...30 mm
Electrical version	3-wire DC
Output function	NO / NC switchable
Type NPN / PNP switchable	KAS-2000-35-M32
Art.-No.	770 800
Operating voltage (U_B)	10...35 V DC
Output current max. (I_o)	400 mA
Voltage drop max. (U_d)	≤ 2.0 V
Permitted residual ripple max.	10 %
No-load current (I_o)	Typ. 15 mA
Frequency of operating cycles max.	50 Hz
Permitted ambient temperature	-25...+70 °C
LED-display	Green & yellow
Protective circuit	Built-in
Degree of protection IEC 60529	IP 67
Norm	EN 60947-5-2
Connection cable	2 m, PVC, 3 x 0.75 mm ²
Housing material	PA / PPO
Active surface	PA / PPO
Lid	PA / PPO

All specifications are subject to change without notice. (04/2013)

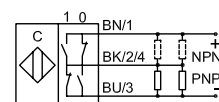


Sealing screw, change-over switch

LED green
standby

LED yellow
operating state

Sealing screw,
potentiometer



Made in Germany



Capacitive Sensors Series 2000 - **quattro**³

Housing M 32 x 1.5

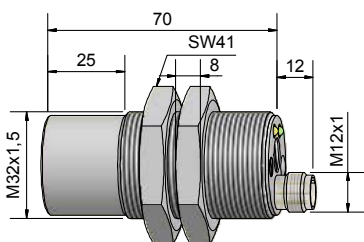
- Housing material: PA / PPO
- Sensing distance 3...30 mm adjustable
- Multifunction sensor: NPN / PNP;
NO / NC function switchable
- With flange connector M 12 x 1

Certificate:



Quattro³Protect™

Technical data	Non-flush mountable
Operating distance S_n	25 mm
Operating distance min. / max. adjustable	3...30 mm
Electrical version	3-pin DC
Output function	NO / NC switchable
Type NPN / PNP switchable	KAS-2000-35-M32-Y3
Art.-No.	770 802
Operating voltage (U_B)	10...35 V DC
Output current max. (I_e)	400 mA
Voltage drop max. (U_d)	≤ 2.0 V
Permitted residual ripple max.	10 %
No-load current (I_o)	Typ. 15 mA
Frequency of operating cycles max.	50 Hz
Permitted ambient temperature	-25...+70 °C
LED-display	Green & yellow
Protective circuit	Built-in
Degree of protection IEC 60529	IP 67
Norm	EN 60947-5-2
Connection	Flange connector M 12 x 1
Housing material	PA / PPO
Active surface	PA / PPO
Lid	PA / PPO



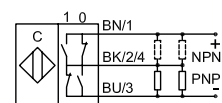
Sealing screw, change-over switch

LED green
standby

LED yellow
operating state



Sealing screw,
potentiometer



Made in Germany

All specifications are subject to change without notice. (04/2013)



Capacitive Sensors Series 90 - AC / DC

Housing M 32 x 1.5

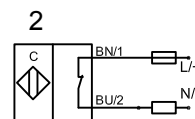
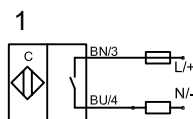
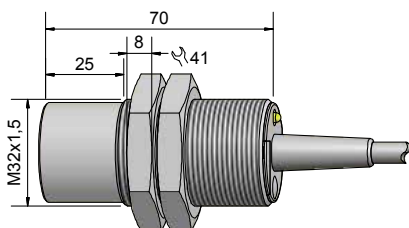
- Housing material: PA / PPO
- Sensing distance 3...25 mm adjustable

Certificate:



Technical data	Non-flush mountable	Non-flush mountable
Operating distance S_n	20 mm	20 mm
Operating distance min. / max. adjustable	3...25 mm	3...25 mm
Electrical version	2-wire AC / DC	2-wire AC / DC
Output function	Normally open (NO)	Normally closed (NC)
Type	KAS-90-32-S-M32	KAS-90-32-Ö-M32
Art.-No.	902 400	902 500
Connection diagram No.	1	2
Operating voltage (U_b)	20...250 V AC/DC	20...250 V AC / DC
Output current max. (I_o)	330 mA (ETL = 250 mA)	330 mA (ETL = 250 mA)
Load current min.	5 mA	5 mA
Voltage drop max. (U_d)	≤ 6 V	≤ 6 V
No-load current (I_o)	Typ. 2.5 mA	Typ. 2.5 mA
Frequency of operating cycles max.	25 Hz	25 Hz
Permitted ambient temperature	-25...+70 °C (ETL = +60 °C)	-25...+70 °C (ETL = +60 °C)
LED-display	Yellow	Yellow
Protective circuit	Built-in	Built-in
Degree of protection IEC 60529	IP 67	IP 67
Norm	EN 60947-5-2	EN 60947-5-2
Connection cable	2 m, PVC, 2 x 0.75 mm ²	2 m, PVC, 2 x 0.75 mm ²
Housing material	PA / PPO	PA / PPO
Active surface	PA / PPO	PA / PPO
Lid	PA / PPO	PA / PPO

All specifications are subject to change without notice. (04/2013)



Made in Germany



Capacitive Sensors Series 1000 - AC / DC - duo²

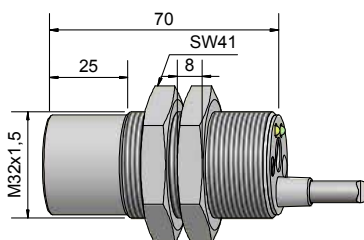
Housing M 32 x 1.5

- Housing material: PA / PPO
- Sensing distance 3...25 mm adjustable
- NO / NC function switchable

Certificate:



Technical data	Non-flush mountable
Operating distance S_n	20 mm
Operating distance min. / max. adjustable	3...25 mm
Electrical version	2-wire AC / DC
Output function	NO / NC switchable
Type	KAS-1000-32-M32
Art.-No.	930 400
Operating voltage (U_b)	20...250 V AC / DC
Output current max. (I_o)	330 mA
Load current min.	5 mA
Voltage drop max. (U_d)	≤ 6 V
No-load current (I_o)	Typ. 2 mA
Frequency of operating cycles max.	25 Hz
Permitted ambient temperature	-25...+70 °C
LED-display	Green & yellow
Protective circuit	Built-in
Degree of protection IEC 60529	IP 67
Norm	EN 60947-5-2
Connection cable	2 m, PVC, 2 x 0.75 mm ²
Housing material	PA / PPO
Active surface	PA / PPO
Lid	PA / PPO



Sealing screw, change-over switch

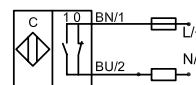
LED green

standby

LED yellow

operating state

Sealing screw,
potentiometer



Made in Germany

All specifications are subject to change without notice. (04/2013)



Capacitive Sensors
Series 70 - NPN
Series 80 - PNP



Housing M 32 x 1.5

- Housing material: PTFE
- Ideal for detection of chemically aggressive media
- Also suitable for food applications
- Sensing distance 1...40 mm adjustable
- Option: Total chemical resistance is given when ordering the sensor with PTFE cable and PTFE- protection set Art.-No. 196301

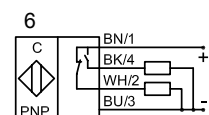
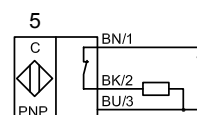
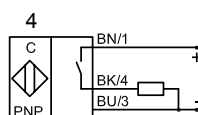
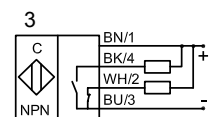
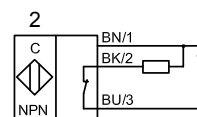
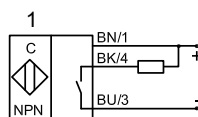
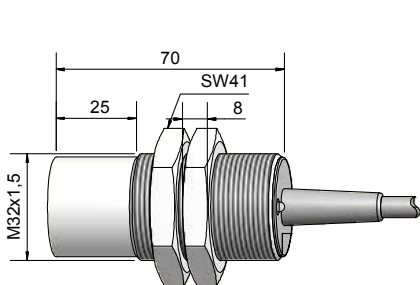
Certificate:



Technical data

	Non-flush mountable
Operating distance S_n	25 mm
Operating distance min. / max. adjustable	1...40 mm
Electrical version	4-wire DC
Output function	Antivalent (NO + NC)
Type NPN	KAS-70-35-A-M32-PTFE
Art.-No.	720 300
Connection diagram No.	3
Type PNP	KAS-80-35-A-M32-PTFE
Art.-No.	820 300
Connection diagram No.	6
Operating voltage (U_B)	10...35 V DC
Output current max. (I_o)	2 x 250 mA
Voltage drop max. (U_o)	≤ 2.0 V
Permitted residual ripple max.	10 %
No-load current (I_o)	Typ. 15 mA
Frequency of operating cycles max.	50 Hz
Permitted ambient temperature	-25...+70 °C
LED-display	Green / yellow
Protective circuit	Built-in
Degree of protection IEC 60529	IP 67
Norm	EN 60947-5-2
Connection cable	2 m, PVC, 4 x 0.5 mm ²
Housing material	PTFE (FDA 21 CFR 177.1550)
Active surface	PTFE (FDA 21 CFR 177.1550)
Lid	PA / PPO
Media optimized	Yes

All specifications are subject to change without notice. (04/2013)



Made in Germany



Capacitive Sensors Series 70 - NPN Series 80 - PNP



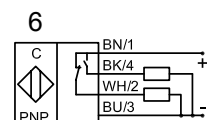
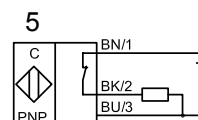
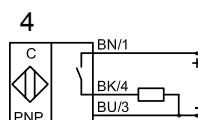
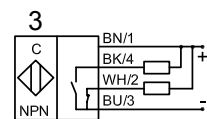
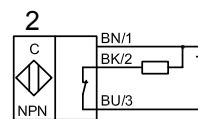
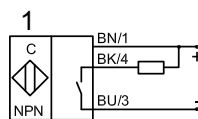
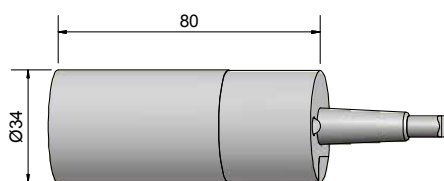
Housing Ø 34 mm

- Housing material: PA / PPO
- Sensing distance 0.5...30 mm adjustable

Certificate:



Technical data	Flush mountable
Operating distance S_n	20 mm
Operating distance min. / max. adjustable	0.5...30 mm
Electrical version	4-wire DC
Output function	Antivalent (NO + NC)
Type NPN	KAS-70-37-A
Art.-No.	724 500
Connection diagram No.	3
Type PNP	KAS-80-37-A
Art.-No.	824 500
Connection diagram No.	6
Operating voltage (U_b)	10...35 V DC
Output current max. (I_e)	2 x 250 mA
Voltage drop max. (U_o)	≤ 2.0 V
Permitted residual ripple max.	10 %
No-load current (I_o)	Typ. 15 mA
Frequency of operating cycles max.	150 Hz
Permitted ambient temperature	-25...+70 °C
LED-display	Green / yellow
Protective circuit	Built-in
Degree of protection IEC 60529	IP 67
Norm	EN 60947-5-2
Connection cable	2 m, PVC, 4 x 0.5 mm ²
Housing material	PA / PPO
Active surface	PA / PPO
Lid	PA / PPO
Media optimized	Yes



Made in Germany

All specifications are subject to change without notice. (04/2013)



Capacitive Sensors Series 90 - AC / DC

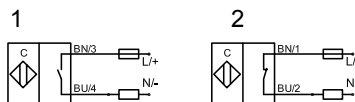
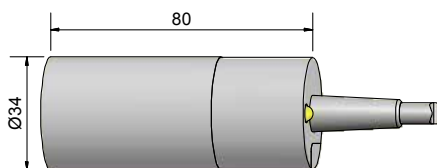
- Housing Ø 34 mm
- Housing material: PA / PPO
- Sensing distance 2...25 mm adjustable

Certificate:



Technical data	Flush mountable	Flush mountable
Operating distance S_n	15 mm	15 mm
Operating distance min. / max. adjustable	2...25 mm	2...25 mm
Electrical version	2-wire AC / DC	2-wire AC / DC
Output function	Normally open (NO)	Normally closed (NC)
Type	KAS-90-37-S	KAS-90-37-Ö
Art.-No.	903 600	903 700
Connection diagram No.	1	2
Operating voltage (U_B)	20...250 V AC / DC	20...250 V AC / DC
Output current max. (I_o)	330 mA (ETL = 250 mA)	330 mA (ETL = 250 mA)
Load current min.	5 mA	5 mA
Voltage drop max. (U_d)	≤ 6 V	≤ 6 V
No-load current (I_o)	Typ. 2.5 mA	Typ. 2.5 mA
Frequency of operating cycles max.	25 Hz	25 Hz
Permitted ambient temperature	-25...+70 °C (ETL = +60 °C)	-25...+70 °C (ETL = +60 °C)
LED-display	Yellow	Yellow
Protective circuit	Built-in	Built-in
Degree of protection IEC 60529	IP 67	IP 67
Norm	EN 60947-5-2	EN 60947-5-2
Connection cable	2 m, PVC, 2 x 0.75 mm ²	2 m, PVC, 2 x 0.75 mm ²
Housing material	PA / PPO	PA / PPO
Active surface	PA / PPO	PA / PPO
Lid	PA / PPO	PA / PPO

All specifications are subject to change without notice. (04/2013)



Made in Germany



Capacitive Sensors Series 70 - NPN Series 80 - PNP

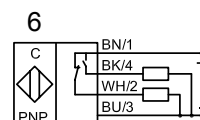
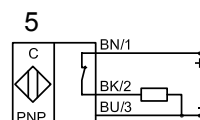
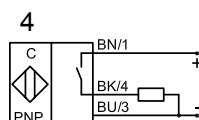
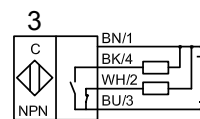
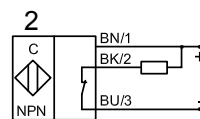
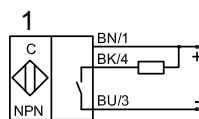
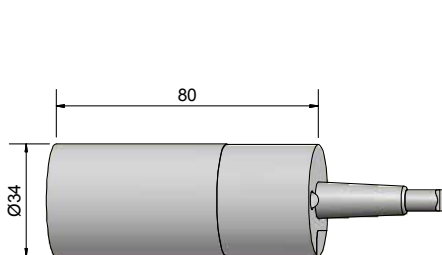


- Housing \varnothing 34 mm
- Housing material: PA / PPO
 - Sensing distance 1...40 mm adjustable

Certificate:



Technical data	Non-flush mountable	Non-flush mountable
Operating distance S_n	25 mm	25 mm
Operating distance min. / max. adjustable	1...40 mm	1...40 mm
Electrical version	3-wire DC	4-wire DC
Output function	Normally open (NO)	Antivalent (NO + NC)
Type NPN		KAS-70-38-A
Art.-No.		725 300
Connection diagram No.		3
Type PNP	KAS-80-38-S	KAS-80-38-A
Art.-No.	825 400	825 300
Connection diagram No.	4	6
Operating voltage (U_b)	10...35 V DC	10...35 V DC
Output current max. (I_o)	250 mA	2 x 250 mA
Voltage drop max. (U_o)	≤ 2.0 V	≤ 2.0 V
Permitted residual ripple max.	10 %	10 %
No-load current (I_o)	Typ. 15 mA	Typ. 15 mA
Frequency of operating cycles max.	50 Hz	50 Hz
Permitted ambient temperature	-25...+70 °C	-25...+70 °C
LED-display	Green / yellow	Green / yellow
Protective circuit	Built-in	Built-in
Degree of protection IEC 60529	IP 67	IP 67
Norm	EN 60947-5-2	EN 60947-5-2
Connection cable	2 m, PVC, 3 x 0.75 mm ²	2 m, PVC, 4 x 0.5 mm ²
Housing material	PA / PPO	PA / PPO
Active surface	PA / PPO	PA / PPO
Lid	PA / PPO	PA / PPO
Media optimized	Yes	Yes



Made in Germany

All specifications are subject to change without notice. (04/2013)



Capacitive Sensors Series 90 - AC / DC

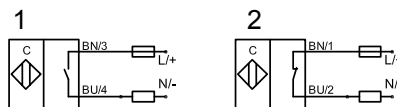
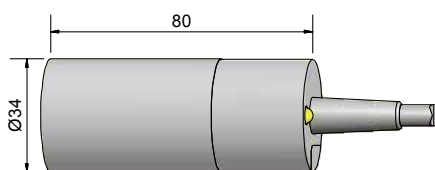
- Housing Ø 34 mm
- Housing material: PA / PPO
- Sensing distance 3...30 mm adjustable

Certificate:



Technical data	Non-flush mountable	Non-flush mountable
Operating distance S_n	20 mm	20 mm
Operating distance min. / max. adjustable	3...30 mm	3...30 mm
Electrical version	2-wire AC / DC	2-wire AC / DC
Output function	Normally open (NO)	Normally closed (NC)
Type	KAS-90-38-S	KAS-90-38-Ö
Art.-No.	904 000	904 100
Connection diagram No.	1	2
Operating voltage (U_B)	20...250 V AC / DC	20...250 V AC / DC
Output current max. (I_o)	330 mA (ETL = 250 mA)	330 mA (ETL = 250 mA)
Load current min.	5 mA	5 mA
Voltage drop max. (U_d)	≤ 6 V	≤ 6 V
No-load current (I_o)	Typ. 2.5 mA	Typ. 2.5 mA
Frequency of operating cycles max.	25 Hz	25 Hz
Permitted ambient temperature	-25...+70 °C (ETL = +60 °C)	-25...+70 °C (ETL = +60 °C)
LED-display	Yellow	Yellow
Protective circuit	Built-in	Built-in
Degree of protection IEC 60529	IP 67	IP 67
Norm	EN 60947-5-2	EN 60947-5-2
Connection cable	2 m, PVC, 2 x 0.75 mm ²	2 m, PVC, 2 x 0.75 mm ²
Housing material	PA / PPO	PA / PPO
Active surface	PA / PPO	PA / PPO
Lid	PA / PPO	PA / PPO

All specifications are subject to change without notice. (04/2013)



Made in Germany



Capacitive Sensors Series 70 - NPN Series 80 - PNP



Housing Ø 50 mm

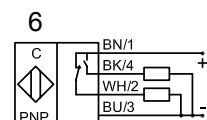
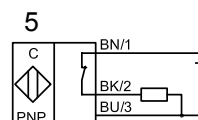
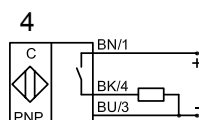
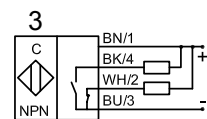
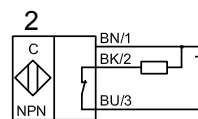
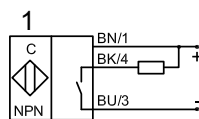
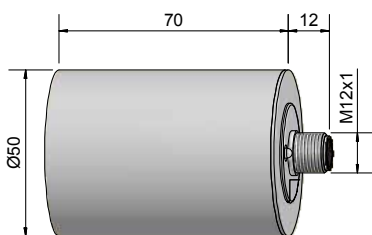
- Housing material: PA / PPO
- Sensing distance 1...50 mm adjustable
- With flange connector M 12 x 1

Certificate:



QuattroEtcProtect™

Technical data	Flush mountable
Operating distance S_n	30 mm
Operating distance min. / max. adjustable	1...50 mm
Electrical version	4-pin DC
Output function	Antivalent (NO + NC)
Type NPN	KAS-70-50-A-Y5
Art.-No.	725 510
Connection diagram No.	3
Type PNP	KAS-80-50-A-Y5
Art.-No.	825 510
Connection diagram No.	6
Operating voltage (U_B)	10...35 V DC
Output current max. (I_e)	2 x 250 mA
Voltage drop max. (U_o)	≤ 2.0 V
Permitted residual ripple max.	10 %
No-load current (I_o)	Typ. 15 mA
Frequency of operating cycles max.	100 Hz
Permitted ambient temperature	-25...+70 °C
LED-display	Green / yellow
Protective circuit	Built-in
Degree of protection IEC 60529	IP 67
Norm	EN 60947-5-2
Connection	Flange connector M 12 x 1
Housing material	PA / PPO
Active surface	PA / PPO
Lid	PA / PPO
Media optimized	Yes



Made in Germany

All specifications are subject to change without notice. (04/2013)



Capacitive Sensors
Series 70 - NPN
Series 80 - PNP



- Housing \varnothing 64 mm
 • Housing material: PA / PPO
 • Sensing distance 5...70 mm adjustable

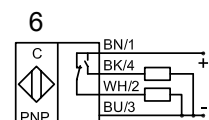
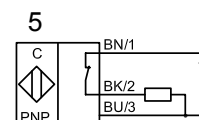
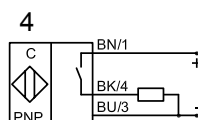
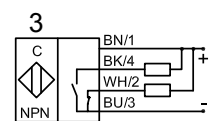
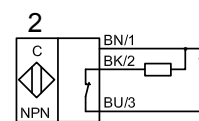
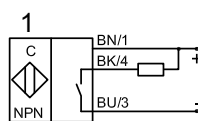
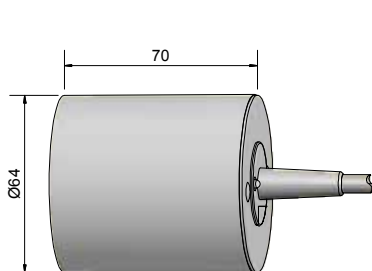
Certificate:



Technical data

	Non-flush mountable
Operating distance S_n	40 mm
Operating distance min. / max. adjustable	5...70 mm
Electrical version	4-wire DC
Output function	Antivalent (NO + NC)
Type NPN	KAS-70-61-A
Art.-No.	728 100
Connection diagram No.	3
Type PNP	KAS-80-61-A
Art.-No.	828 100
Connection diagram No.	6
Operating voltage (U_B)	10...35 V DC
Output current max. (I_o)	2 x 250 mA
Voltage drop max. (U_o)	\leq 2.0 V
Permitted residual ripple max.	10 %
No-load current (I_o)	Typ. 15 mA
Frequency of operating cycles max.	50 Hz
Permitted ambient temperature	-25...+70 °C
LED-display	Green / yellow
Protective circuit	Built-in
Degree of protection IEC 60529	IP 67
Norm	EN 60947-5-2
Connection cable	2 m, PVC, 4 x 0.5 mm ²
Housing material	PA / PPO
Active surface	PA / PPO
Lid	PA / PPO
Media optimized	Yes

All specifications are subject to change without notice. (04/2013)



Made in Germany

All specifications are subject to change without notice. (04/2013)

ATEX/StEx SERIES 40 (NAMUR) • 70 / 80

	Pages
Sensors capacitive M 30, Series 40 NAMUR, Zone 20, 1	92 - 93
Sensors capacitive M 32, Series 40 NAMUR, Zone 20, 1	94 - 95
Sensors capacitive M 30, Series 70 / 80, Zone 20, 1	96 - 97
Sensors capacitive M 32, Series 70 / 80, Zone 20, 1	98 - 102
Sensors capacitive G 1", Series 70 / 80, Zone 20, 1	103 - 104
Sensors capacitive Triclamp, Series 70 / 80, Zone 20, 1	105 - 106
Sensors capacitive Ø 26 mm / G 1", Series 70 / 80, Zone 20, 1	107 - 108

All specifications are subject to change without notice. (04/2013)



Capacitive Sensors Series 40 NAMUR- StEx- ATEX

Housing M 30 x 1.5

- For use in areas with the risk of dust explosion, zone 20
- For use in areas with the risk of gas explosion, zone 0
- Housing material: Stainless steel VA
- Sensing distance 2...20 mm adjustable

Certifications:



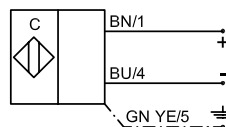
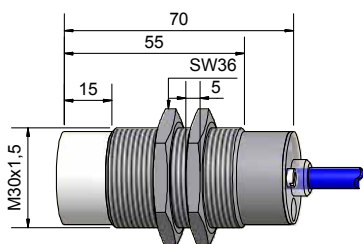
DMT 03 ATEX E 048	IECEx BVS 07.0031
Ex II 1G Ex ia IIC T1-T6 Ga	Ex ia IIC T1-T6 Ga
Ex II 1D Ex ia IIIC T101°C Da	Ex ia IIIC T101°C Da



Technical data

Non-flush mountable

Operating distance S_n	15 mm
Operating distance min. / max. adjustable	2...20 mm
Electrical version	2-wire DC
Output function	NAMUR EN 60947-5-6
Type	KAS-40-A24-N-StEx-N
Art.-No.	KA 0095
Operating voltage (U_B)	5 - 15 V DC, $U_I = 15$ V DC
Output current active surface free	< typ. 1.5 mA
Output current active surface covered	> typ. 2.5 mA
Self-inductance (L)	0.2 mH
Self-capacitance (C)	250 nF
Permitted residual ripple max.	5%
Frequency of operating cycles max.	50 Hz
Permitted ambient temperature	-20...+70 °C
LED-display	-
Degree of protection IEC 60529	IP 67
Connection cable	3 m, PUR, 3 x 0.75 mm ²
Housing material	VA No. 1.4305
Active surface	PTFE (FDA 21 CFR 177.1550)
Lid	PC (FDA 21 CFR 177.1580)



All specifications are subject to change without notice. (04/2013)

Made in Germany



Capacitive Sensors Series 40 NAMUR- StEx- ATEX

Housing M 30 x 1.5

- For use in areas with the risk of dust explosion, zone 20
- For use in areas with the risk of gas explosion, zone 0
- Housing material: Stainless steel VA
- Sensing distance 2...20 mm adjustable
- With flange connector M 12 x 1

Certifications:



DMT 03 ATEX E 048	IECEX BVS 07.0031
Ex II 1G Ex ia IIC T1-T6 Ga	Ex ia IIC T1-T6 Ga
Ex II 1D Ex ia IIC T101°C Da	Ex ia IIC T101°C Da

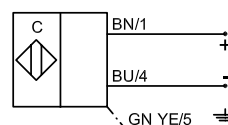
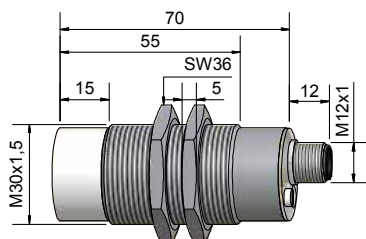


Technical data

Non-flush mountable

Operating distance S_n	15 mm
Operating distance min. / max. adjustable	2...20 mm
Electrical version	2-pin DC
Output function	NAMUR EN 60947-5-6
Type	KAS-40-A24-N-Y5-StEx-N
Art.-No.	KA 0870
Operating voltage (U_B)	5 - 15 V DC, $U_i = 15$ V DC
Output current active surface free	< typ. 1.5 mA
Output current active surface covered	> typ. 2.5 mA
Self-inductance (L)	0.2 mH
Self-capacitance (C)	250 nF
Permitted residual ripple max.	5%
Frequency of operating cycles max.	50 Hz
Permitted ambient temperature	-20...+70 °C
LED-display	-
Degree of protection IEC 60529	IP 67
Connection	Flange connector M 12 x 1
Housing material	VA No. 1.4305
Active surface	PTFE (FDA 21 CFR 177.1550)
Lid	PC (FDA 21 CFR 177.1580)

All specifications are subject to change without notice. (04/2013)



Made in Germany



Capacitive Sensors Series 40 NAMUR- StEx- ATEX

Housing M 32 x 1.5

- For use in areas with the risk of dust explosion, zone 20
- For use in areas with the risk of gas explosion, zone 0
- Housing material: Stainless steel VA
- Sensing distance 3...20 mm adjustable

Certifications:



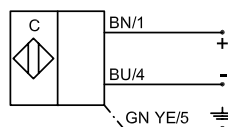
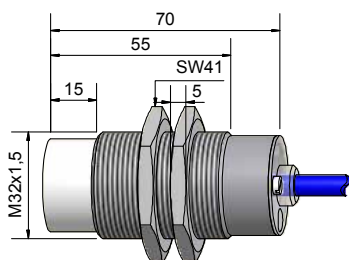
DMT 03 ATEX E 048	IECEx BVS 07.0031
Ex II 1G Ex ia IIC T1-T6 Ga	Ex ia IIC T1-T6 Ga
Ex II 1D Ex ia IIIC T101°C Da	Ex ia IIIC T101°C Da



Technical data

Non-flush mountable

Operating distance S_n	18 mm
Operating distance min. / max. adjustable	3...20 mm
Electrical version	2-wire DC
Output function	NAMUR EN 60947-5-6
Type	KAS-40-34-N-M32-StEx-N
Art.-No.	KA 0094
Operating voltage (U_B)	5 - 15 V DC, $U_i = 15$ V DC
Output current active surface free	< typ. 1.5 mA
Output current active surface covered	> typ. 2.5 mA
Self-inductance (L)	0.2 mH
Self-capacitance (C)	250 nF
Permitted residual ripple max.	5%
Frequency of operating cycles max	50 Hz
Permitted ambient temperature	-20...+70 °C
LED-display	-
Degree of protection IEC 60529	IP 67
Connection cable	3 m, PUR, 3 x 0.75 mm ²
Housing material	VA No. 1.4305
Active surface	PTFE (FDA 21 CFR 177.1550)
Lid	PC (FDA 21 CFR 177.1580)



Made in Germany

All specifications are subject to change without notice. (04/2013)



Capacitive Sensors Series 40 NAMUR- StEx- ATEX

Housing M 32 x 1.5

- For use in areas with the risk of dust explosion, zone 20
- For use in areas with the risk of gas explosion, zone 0
- Housing material: Stainless steel VA
- Sensing distance 3...20 mm adjustable
- With flange connector M 12 x 1

Certifications:



DMT 03 ATEX E 048	IECEX BVS 07.0031
Ex II 1G Ex ia IIC T1-T6 Ga	Ex ia IIC T1-T6 Ga
Ex II 1D Ex ia IIC T101°C Da	Ex ia IIC T101°C Da

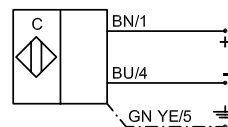
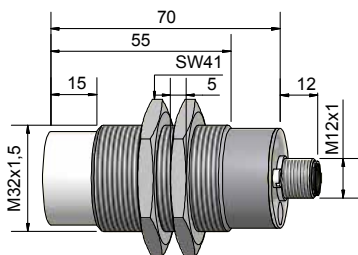


Technical data

Non-flush mountable

Operating distance S_n	18 mm
Operating distance min. / max. adjustable	3...20 mm
Electrical version	2-pin DC
Output function	NAMUR EN 60947-5-6
Type	KAS-40-34-N-M32-Y5-StEx-N
Art.-No.	KA 0871
Operating voltage (U_B)	5 - 15 V DC, $U_i = 15$ V DC
Output current active surface free	< typ. 1.5 mA
Output current active surface covered	> typ. 2.5 mA
Self-inductance (L)	0.2 mH
Self-capacitance (C)	250 nF
Permitted residual ripple max.	5 %
Frequency of operating cycles max	50 Hz
Permitted ambient temperature	-20...+70 °C
LED-display	-
Degree of protection IEC 60529	IP 67
Connection	Flange connector M 12 x 1
Housing material	VA No. 1.4305
Active surface	PTFE (FDA 21 CFR 177.1550)
Lid	PC (FDA 21 CFR 177.1580)

All specifications are subject to change without notice. (04/2013)



Made in Germany



Capacitive Sensors Series 70 - NPN - StEx- ATEX Series 80 - PNP - StEx - ATEX

Housing M 30 x 1.5

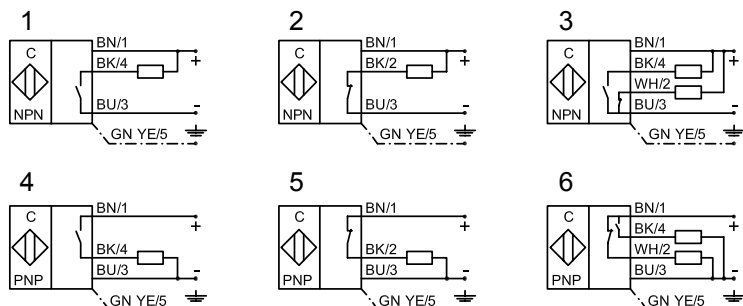
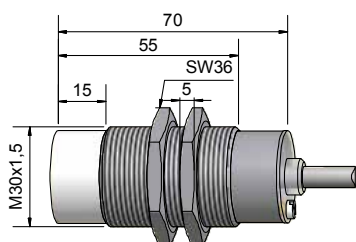
- For use in areas with the risk of dust explosion, zone 20
- For use in areas with the risk of gas explosion, zone 1
- Housing material: Stainless steel VA
- Sensing distance 3...25 mm adjustable

Certifications:

DMT 01 ATEX E 157	IECEX BVS 07.0015
II 2G EEx m II T4	Ex mb II T4
II 1/2D IP67 T101°C	Ex tD A20/21 IP 67 T101°C



Technical data	Non-flush mountable
Operating distance S_n	15 mm
Operating distance min. / max. adjustable	3...25 mm
Electrical version	4-wire DC
Output function	Antivalent (NO + NC)
Type NPN	KAS-70-A24-A-StEx-N
Art.-No.	KA 0085
Connection diagram No.	3
Type PNP	KAS-80-A24-A-StEx-N
Art.-No.	KA 0084
Connection diagram No.	6
Operating voltage (U_b)	10...30 V DC
Output current max. (I_o)	2 x 150 mA
Voltage drop max. (U_o)	≤ 2.0 V
Permitted residual ripple max.	5 %
No-load current (I_o)	Typ. 15 mA
Frequency of operating cycles max.	50 Hz
Permitted ambient temperature	-20...+70 °C
LED-display	Green / yellow
Protective circuit	Built-in
Degree of protection IEC 60529	IP 67
Norm	EN 60947-5-2
Connection cable	3 m, PVC, 5 x 0.34 mm ²
Housing material	VA No. 1.4305
Active surface	PTFE (FDA 21 CFR 177.1550)
Lid	PC (FDA 21 CFR 177.1580)



Made in Germany

All specifications are subject to change without notice. (04/2013)



Capacitive Sensors
Series 70 - NPN - StEx - ATEX
Series 80 - PNP - StEx - ATEX

Housing M 30 x 1.5

- For use in areas with the risk of dust explosion, zone 20
- Housing material: Stainless steel VA
- Sensing distance 3...25 mm adjustable
- With flange connector M 12 x 1

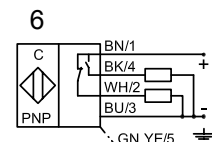
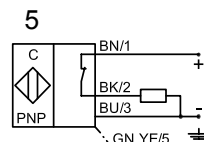
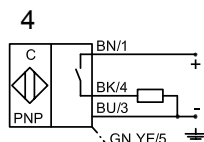
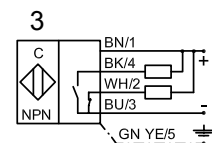
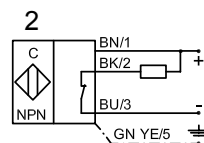
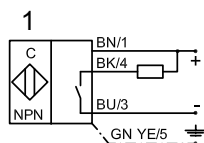
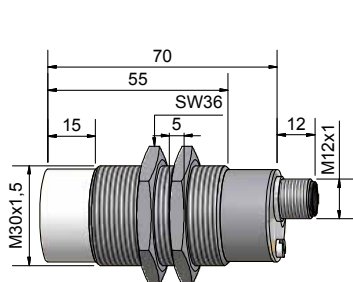
Certifications:

DMT 01 ATEX E 157 IECEx BVS 07.0015
 Ex II 1/2D Ex tD A20/21 IP67 T101°C Ex tD A20/21 IP 67 T101°C



Technical data	Non-flush mountable
Operating distance S_n	15 mm
Operating distance min. / max. adjustable	3...25 mm
Electrical version	4-pin DC
Output function	Antivalent (NO + NC)
Type NPN	KAS-70-A24-A-Y5-StEx-N
Art.-No.	KA 0863
Connection diagram No.	3
Type PNP	KAS-80-A24-A-Y5-StEx-N
Art.-No.	KA 0864
Connection diagram No.	6
Operating voltage (U_B)	10...30 V DC
Output current max. (I_o)	2 x 150 mA
Voltage drop max. (U_o)	≤ 2.0 V
Permitted residual ripple max.	5 %
No-load current (I_o)	Typ. 15 mA
Frequency of operating cycles max.	50 Hz
Permitted ambient temperature	-20...+70 °C
LED-display	Green / yellow
Protective circuit	Built-in
Degree of protection IEC 60529	IP 67
Norm	EN 60947-5-2
Connection	Flange connector M 12 x 1
Housing material	VA No. 1.4305
Active surface	PTFE (FDA 21 CFR 177.1550)
Lid	PC (FDA 21 CFR 177.1580)

All specifications are subject to change without notice. (04/2013)



Made in Germany





Capacitive Sensors
Series 70 - NPN - StEx - ATEX
Series 80 - PNP - StEx - ATEX

Housing M 32 x 1.5

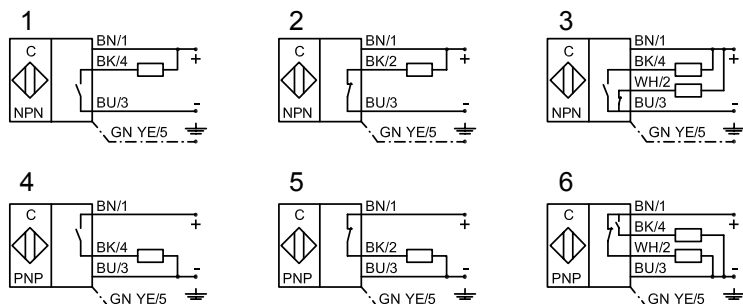
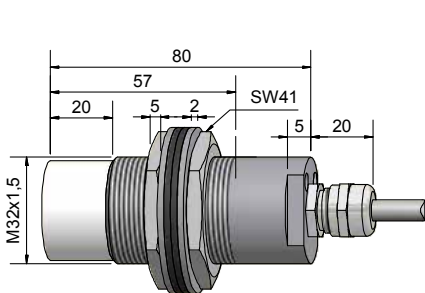
- For use in areas with the risk of dust explosion, zone 20
- For use in areas with the risk of gas explosion, zone 1
- Housing material: Stainless steel VA
- Sensing distance 3...30 mm adjustable

Certifications:    

DMT 01 ATEX E 157	IECEX BVS 07.0015
 II 2G EEx m II T4	Ex mb II T4
 II 1/2D IP67 T101°C	Ex tD A20/21 IP 67 T101°C



Technical data	Non-flush mountable	Non-flush mountable
Operating distance S_n	20 mm	20 mm
Operating distance min./max. adjustable	3...30 mm	3...30 mm
Electrical version	3-wire DC	4-wire DC
Output function	Normally open (NO)	Antivalent (NO + NC)
Type NPN	KAS-70-35-S-M32-StEx-N	KAS-70-35-A-M32-StEx-N
Art.-No.	KA 0090	KA 0089
Connection diagram No.	1	3
Type PNP	KAS-80-35-S-M32-StEx-N	KAS-80-35-A-M32-StEx-N
Art.-No.	KA 0087	KA 0086
Connection diagram No.	4	6
Operating voltage (U_B)	10...30 V DC	10...30 V DC
Output current max. (I_o)	150 mA	2 x 150 mA
Voltage drop max. (U_d)	≤ 2.0 V	≤ 2.0 V
Permitted residual ripple max.	10 %	10 %
No-load current (I_o)	Typ. 15 mA	Typ. 15 mA
Frequency of operating cycles max.	50 Hz	50 Hz
Permitted ambient temperature	-20...+90 °C	-20...+90 °C
LED-display	Yellow	Green / yellow
Protective circuit	Built-in	Built-in
Degree of protection IEC 60529	IP 67	IP 67
Norm	EN 60947-5-2	EN 60947-5-2
Connection cable	3 m PVC, 4 x 0.75 mm ²	3 m, PVC, 5 x 0.34 mm ²
Housing material	VA No. 1.4305	VA No. 1.4305
Active surface	PTFE (FDA 21 CFR 177.1550)	PTFE (FDA 21 CFR 177.1550)
Lid	VA No. 1.4305	VA No. 1.4305



Made in Germany

All specifications are subject to change without notice. (04/2013)



Capacitive Sensors

Series 80 - PNP - StEx - ATEX

Housing M 32 x 1.5

- For use in areas with the risk of dust explosion, zone 20
- For use in areas with the risk of gas explosion, zone 1
- Housing material: Stainless steel VA
- Sensing distance 3...30 mm adjustable

Certifications:

DMT 01 ATEX E 157	IECEX BVS 07.0015
II 2G EEx m II T4	Ex mb II T4
II 1/2D IP67 T101°C	Ex tD A20/21 IP 67 T101°C



Technical data

Operating distance S_n	20 mm	Non-flush mountable
Operating distance min./max. adjustable	3...30 mm	
Electrical version	4-wire DC	
Output function	Antivalent (NO + NC)	

Type NPN

Art.-No.

Connection diagram No.

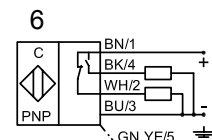
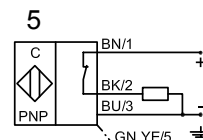
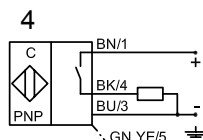
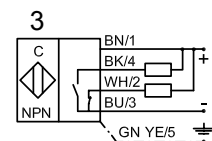
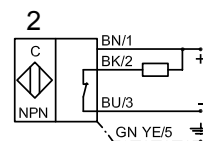
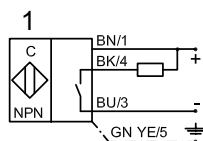
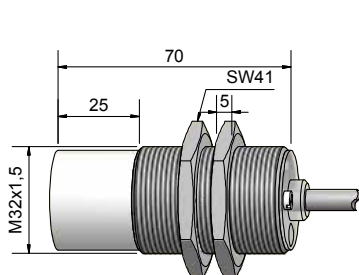
Type PNP

KAS-80-34-A-M32-StEx-N

Art.-No.

KA 0356

Connection diagram No.	6
Operating voltage (U_B)	10...30 V DC
Output current max. (I_o)	2 x 150 mA
Voltage drop max. (U_d)	≤ 2.0 V
Permitted residual ripple max.	10 %
No-load current (I_o)	Typ. 15 mA
Frequency of operating cycles max.	50 Hz
Permitted ambient temperature	-20...+70 °C
LED-display	Green / yellow
Protective circuit	Built-in
Degree of protection IEC 60529	IP 67
Norm	EN 60947-5-2
Connection cable	3 m, PVC, 5 x 0.34 mm ²
Housing material	VA No. 1.4305
Active surface	PTFE (FDA 21 CFR 177.1550)
Lid	PC (FDA 21 CFR 177.1580)



Made in Germany

All specifications are subject to change without notice. (04/2013)



Capacitive Sensors

Series 80 - PNP - StEx - ATEX

Housing M 32 x 1.5

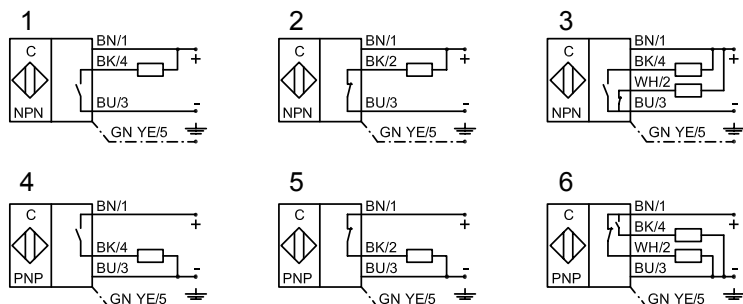
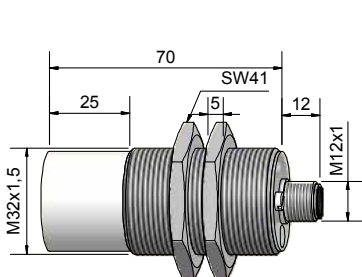
- For use in areas with the risk of dust explosion, zone 20
- Housing material: Stainless steel VA
- Sensing distance 3...30 mm adjustable
- With flange connector M 12 x 1

Certifications:   

DMT 01 ATEX E 157 IECEx BVS 07.0015
 II 1/2D Ex tD A20/21 IP67 T101°C Ex tD A20/21 IP 67 T101°C



Technical data	Non-flush mountable
Operating distance S_n	20 mm
Operating distance min./max. adjustable	3...30 mm
Electrical version	4-pin DC
Output function	Antivalent (NO + NC)
Type NPN	
Art.-No.	
Connection diagram No.	
Type PNP	KAS-80-34-A-M32-Y5-StEx-N
Art.-No.	KA 0819
Connection diagram No.	6
Operating voltage (U_B)	10...30 V DC
Output current max. (I_o)	2 x 150 mA
Voltage drop max. (U_o)	≤ 2.0 V
Permitted residual ripple max.	10 %
No-load current (I_o)	Typ. 15 mA
Frequency of operating cycles max.	50 Hz
Permitted ambient temperature	-20...+70 °C
LED-display	Green / yellow
Protective circuit	Built-in
Degree of protection IEC 60529	IP 67
Norm	EN 60947-5-2
Connection	Flange connector M 12 x 1
Housing material	VA No. 1.4305
Active surface	PTFE (FDA 21 CFR 177.1550)
Lid	PC (FDA 21 CFR 177.1580)



Made in Germany

All specifications are subject to change without notice. (04/2013)





Capacitive Sensors

Series 80 - PNP - StEx - ATEX

Housing M 32 x 1.5

- For use in areas with the risk of dust explosion, zone 20
- For use in areas with the risk of gas explosion, zone 1
- Housing material: PTFE
- Sensing distance 3...30 mm adjustable

Certifications:    

DMT 01 ATEX E 157	IECEX BVS 07.0015
 II 2G EEx m II T4	Ex mb II T4
 II 1/2D IP67 T101°C	Ex tD A20/21 IP 67 T101°C

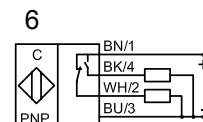
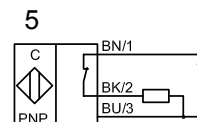
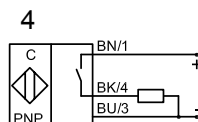
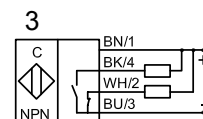
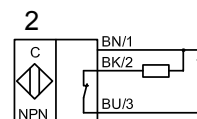
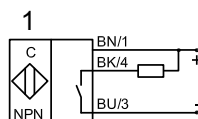
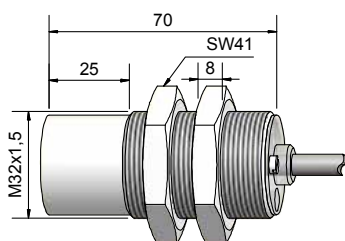


Technical data

Non-flush mountable

Operating distance S_n	20 mm
Operating distance min. / max. adjustable	3...30 mm
Electrical version	4-wire DC
Output function	Antivalent (NO + NC)
Type NPN	
Art.-No.	
Connection diagram No.	
Type PNP	
KAS-80-35-A-K-M32-PTFE-StEx-N	
Art.-No.	
KA 0093	
Connection diagram No.	
6	
Operating voltage (U_b)	10...30 V DC
Output current max. (I_o)	2 x 150 mA
Voltage drop max. (U_d)	≤ 2.0 V
Permitted residual ripple max.	5 %
No-load current (I_o)	Typ. 15 mA
Frequency of operating cycles max.	50 Hz
Permitted ambient temperature	-20...+70 °C
LED-display	Green / yellow
Protective circuit	Built-in
Degree of protection IEC 60529	IP 67
Norm	EN 60947-5-2
Connection cable	3 m, PVC, 4 x 0.5 mm ²
Housing material	PTFE (FDA 21 CFR 177.1550)
Active surface	PTFE (FDA 21 CFR 177.1550)
Lid	PC (FDA 21 CFR 177.1580)

All specifications are subject to change without notice. (04/2013)



Made in Germany



Capacitive Sensors

Series 80 - PNP - StEx - ATEX

Housing M 32 x 1.5

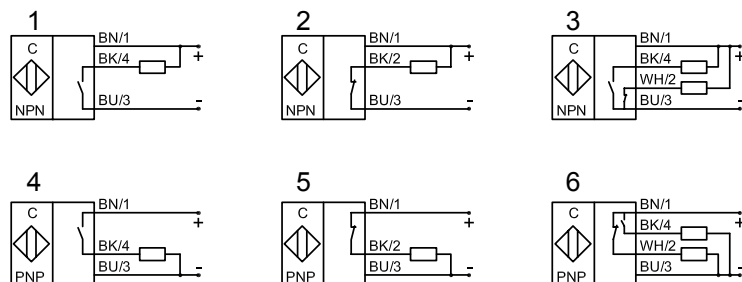
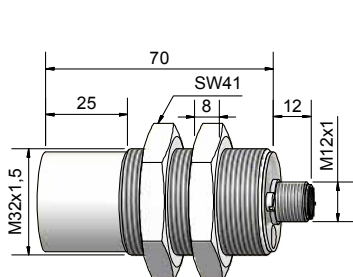
- For use in areas with the risk of dust explosion, zone 20
- Housing material: PTFE
- Sensing distance 3...30 mm adjustable
- With flange connector M 12 x 1



DMT 01 ATEX E 157	IECEX BVS 07.0015
Ex tD A20/21 IP 67 T101°C	Ex tD A20/21 IP 67 T101°C



Technical data	Non-flush mountable
Operating distance S_n	20 mm
Operating distance min. / max. adjustable	3...30 mm
Electrical version	4-pin DC
Output function	Antivalent (NO + NC)
Type NPN	
Art.-No.	
Connection diagram No.	
Type PNP	KAS-80-35-A-K-M32-PTFE-Y5-StEx-N
Art.-No.	KA 0867
Connection diagram No.	6
Operating voltage (U_B)	10...30 V DC
Output current max. (I_e)	2 x 150 mA
Voltage drop max. (U_d)	≤ 2.0 V
Permitted residual ripple max.	5 %
No-load current (I_o)	Typ. 15 mA
Frequency of operating cycles max.	50 Hz
Permitted ambient temperature	-20...+70 °C
LED-display	Green / yellow
Protective circuit	Built-in
Degree of protection IEC 60529	IP 67
Norm	EN 60947-5-2
Connection	Flange connector M 12 x 1
Housing material	PTFE (FDA 21 CFR 177.1550)
Active surface	PTFE (FDA 21 CFR 177.1550)
Lid	PC (FDA 21 CFR 177.1580)



Made in Germany

All specifications are subject to change without notice. (04/2013)





Capacitive Sensors

Series 80 - PNP - StEx - ATEX

Housing 1"

- For use in areas with the risk of dust explosion, zone 20
- For use in areas with the risk of gas explosion, zone 1
- Housing material: Stainless steel VA
- Sensing distance 3...30 mm adjustable

Certifications:    

DMT 01 ATEX E 157	IECEX BVS 07.0015
 II 2G EEx m II T4	Ex mb II T4
 II 1/2D IP67 T101°C	Ex tD A20/21 IP 67 T101°C



Technical data

Non-flush mountable

Operating distance S_n	20 mm
Operating distance min. / max. adjustable	3...30 mm
Electrical version	4-wire DC
Output function	Antivalent (NO + NC)

Type NPN

Art.-No.

Connection diagram No.

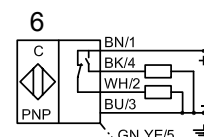
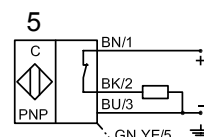
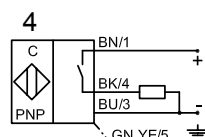
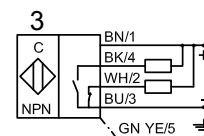
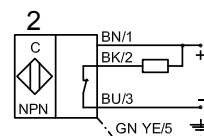
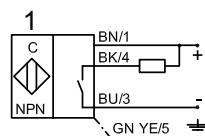
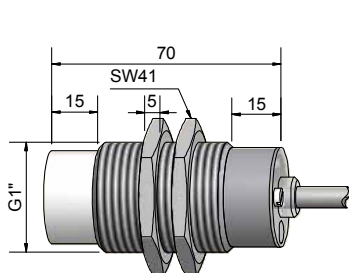
Type PNP

KAS-80-34-A-G1"-StEx-N

Art.-No.

KA 0092

Connection diagram No.	6
Operating voltage (U_b)	10...30 V DC
Output current max. (I_o)	2 x 150 mA
Voltage drop max. (U_d)	≤ 2.0 V
Permitted residual ripple max.	5 %
No-load current (I_o)	Typ. 15 mA
Frequency of operating cycles max.	50 Hz
Permitted ambient temperature	-20...+70 °C
LED-display	Green / yellow
Protective circuit	Built-in
Degree of protection IEC 60529	IP 67
Norm	EN 60947-5-2
Connection cable	3 m, PVC, 5 x 0.34 mm ²
Housing material	VA No. 1.4305
Active surface	PTFE (FDA 21 CFR 177.1550)
Lid	PC (FDA 21 CFR 177.1580)



Made in Germany

All specifications are subject to change without notice. (04/2013)




Capacitive Sensors

Series 80 - PNP - StEx - ATEX

Housing 1"

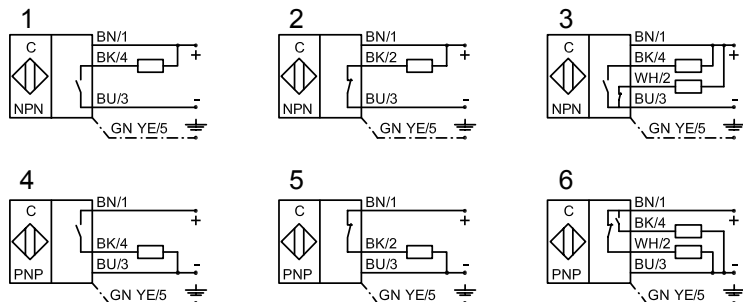
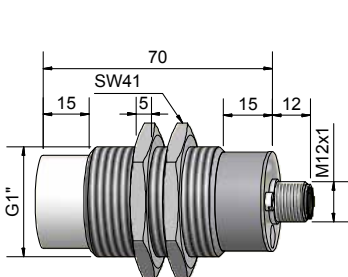
- For use in areas with the risk of dust explosion, zone 20
- Housing material: Stainless steel VA
- Sensing distance 3...30 mm adjustable
- With flange connector M 12 x 1

Certifications:   

DMT 01 ATEX E 157 IECEx BVS 07.0015
 II 1/2D Ex tD A20/21 IP67 T101°C Ex tD A20/21 IP 67 T101°C



Technical data	Non-flush mountable
Operating distance S_n	20 mm
Operating distance min. / max. adjustable	3...30 mm
Electrical version	4-pin DC
Output function	Antivalent (NO + NC)
Type NPN	
Art.-No.	
Connection diagram No.	
Type PNP	
KAS-80-34-A-G1"-Y5-StEx-N	
Art.-No.	
KA 0868	
Connection diagram No.	
6	
Operating voltage (U_B)	10...30 V DC
Output current max. (I_o)	2 x 150 mA
Voltage drop max. (U_o)	≤ 2.0 V
Permitted residual ripple max.	5 %
No-load current (I_o)	Typ. 15 mA
Frequency of operating cycles max.	50 Hz
Permitted ambient temperature	-20...+70 °C
LED-display	Green / yellow
Protective circuit	Built-in
Degree of protection IEC 60529	IP 67
Norm	EN 60947-5-2
Connection	Flange connector M 12 x 1
Housing material	VA No. 1.4305
Active surface	PTFE (FDA 21 CFR 177.1550)
Lid	PC (FDA 21 CFR 177.1580)



Made in Germany

All specifications are subject to change without notice. (04/2013)





Capacitive Sensors

Series 80 - PNP - StEx - ATEX

Housing Tri-Clamp

- For use in areas with the risk of dust explosion, zone 20
- For use in areas with the risk of gas explosion, zone 1
- Housing material: Stainless steel VA No. 1.4404
- Sensing distance 3...30 mm adjustable
- Ideal for use in food applications

Certifications:    

DMT 01 ATEX E 157	IECEX BVS 07.0015
 II 2G EEx m II T4	Ex mb II T4
 II 1/2D IP67 T101°C	Ex tD A20/21 IP 67 T101°C



Technical data

Non-flush mountable

Operating distance S_n	20 mm
Operating distance min. / max. adjustable	3...30 mm
Electrical version	4-wire DC
Output function	Antivalent (NO + NC)

Type NPN

Art.-No.

Connection diagram No.

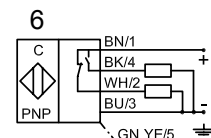
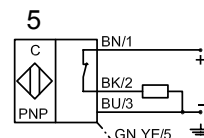
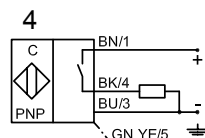
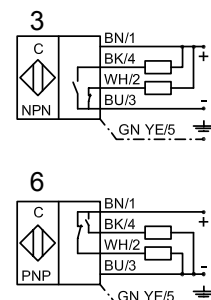
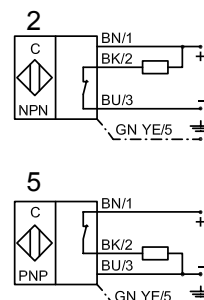
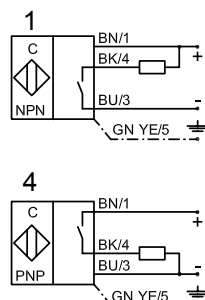
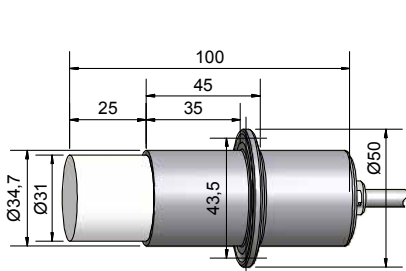
Type PNP

KAS-80-34-35/100-A-PTFE/VA-StEx-N

Art.-No.

KA 0377

Connection diagram No.	6
Operating voltage (U_b)	10...30 V DC
Output current max. (I_o)	2 x 150 mA
Voltage drop max. (U_d)	≤ 2.0 V
Permitted residual ripple max.	10 %
No-load current (I_o)	Typ. 15 mA
Frequency of operating cycles max.	50 Hz
Permitted ambient temperature	-20...+90 °C
LED-display	Green / yellow
Protective circuit	Built-in
Degree of protection IEC 60529	IP 67
Norm	EN 60947-5-2
Connection cable	3 m, PVC, 4 x 0.34 mm ²
Housing material	VA No. 1.4404
Active surface	PTFE (FDA 21 CFR 177.1550)
Lid	PC (FDA 21 CFR 177.1580)



Made in Germany

All specifications are subject to change without notice. (04/2013)



Capacitive Sensors

Series 80 - PNP - StEx - ATEX

Housing Tri-Clamp

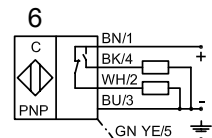
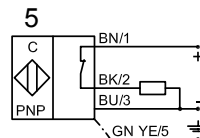
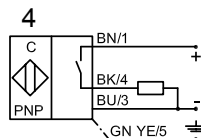
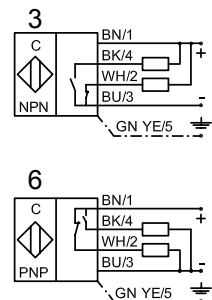
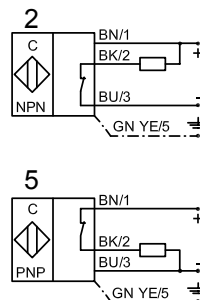
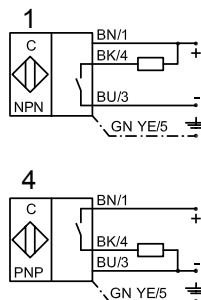
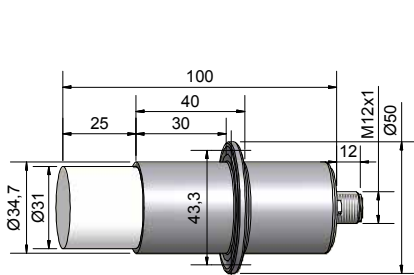
- For use in areas with the risk of dust explosion, zone 20
- Housing material: Stainless steel VA No. 1.4404
- Sensing distance 3...30 mm adjustable
- Ideal for use in food applications
- With flange connector M 12 x 1

Certifications:

DMT 01 ATEX E 157 IECEx BVS 07.0015
 II 1/2D Ex tD A20/21 IP67 T101°C Ex tD A20/21 IP 67 T101°C




Technical data	Non-flush mountable
Operating distance S_n	20 mm
Operating distance min. / max. adjustable	3...30 mm
Electrical version	4-pin DC
Output function	Antivalent (NO + NC)
Type NPN	
Art.-No.	
Connection diagram No.	
Type PNP	KAS-80-34-35/100-A-PTFE/VA-Y5-StEx-N
Art.-No.	KA 0869
Connection diagram No.	6
Operating voltage (U_B)	10...30 V DC
Output current max. (I_o)	2 x 150 mA
Voltage drop max. (U_d)	≤ 2.0 V
Permitted residual ripple max.	10 %
No-load current (I_o)	Typ. 15 mA
Frequency of operating cycles max.	50 Hz
Permitted ambient temperature	-20...+90 °C
LED-display	Green / yellow
Protective circuit	Built-in
Degree of protection IEC 60529	IP 67
Norm	EN 60947-5-2
Connection	Flange connector M 12 x 1
Housing material	VA No. 1.4404
Active surface	PTFE (FDA 21 CFR 177.1550)
Lid	PC (FDA 21 CFR 177.1580)



Made in Germany

All specifications are subject to change without notice. (04/2013)



Capacitive sensors
Series 70 - NPN - StEx - ATEX
Series 80 - PNP - StEx - ATEX



Housing Ø 26 mm / 1" / 40 mm

- For use in areas with the risk of dust explosion, zone 20
- For use in areas with the risk of gas explosion, zone 1
- Housing material PTFE
- Sensing distance 0...20 mm adjustable
- Suitable for food and pharmaceutical applications
- Special version with flange. Sealing can be made with a gasket or PTFE-tape (not supplied with the sensor)

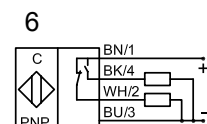
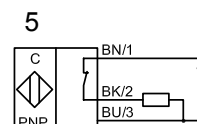
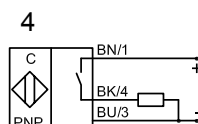
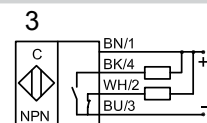
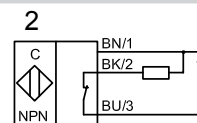
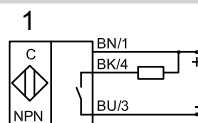
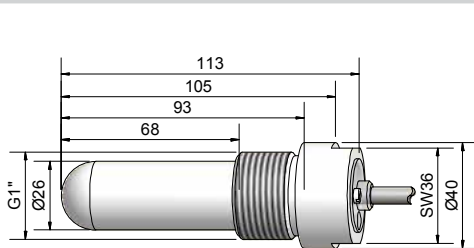


DMT 01 ATEX E 157	IECEX BVS 07.0015
Ex II 2G EEx m II T4	Ex mb II T4
Ex II 1/2D IP67 T101°C	Ex tD A20/21 IP 67 T101°C



Technical data	Non-flush mountable
Operating distance S_n	5 mm
Operating distance min. / max. adjustable	0...20 mm
Electrical version	4-wire DC
Output function	Antivalent (NO + NC)
Type NPN	KAS-70-26-A-PTFE-1"-StEx-N
Art.-No.	KA 0824
Connection diagram No.	4
Type PNP	KAS-80-26-A-PTFE-1"-StEx-N
Art.-No.	KA 0264
Connection diagram No.	6
Operating voltage (U_b)	10...30 V DC
Output current max. (I_a)	2 x 150 mA
Voltage drop max. (U_d)	≤ 2.0 V
Permitted residual ripple max.	10 %
No-load current (I_o)	Typ. 15 mA
Frequency of operating cycles max.	50 Hz
Permitted ambient temperature	-20...+90 °C
LED-display	Green / yellow
Protective circuit	Built-in
Degree of protection IEC 60529	IP 67
Norm	EN 60947-5-2
Connection cable	2 m, PVC, 4 x 0.5 mm ²
Housing material	PTFE (FDA 21 CFR 177.1550)
Active surface	PTFE (FDA 21 CFR 177.1550)
Lid	PC (FDA 21 CFR 177.1580)
Media optimized	Yes

All specifications are subject to change without notice. (04/2013)



Made in Germany



Capacitive sensors


Series 80 - PNP - StEx - ATEX



Housing Ø 26 mm / 1" / 40 mm

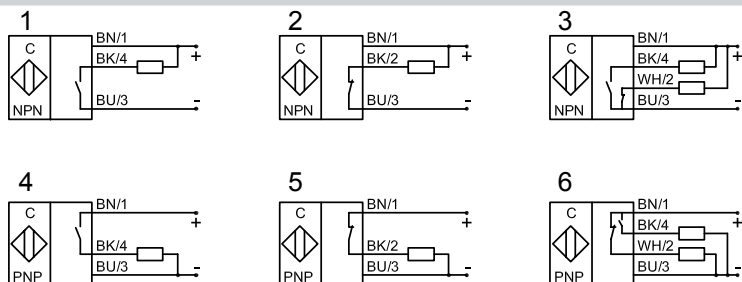
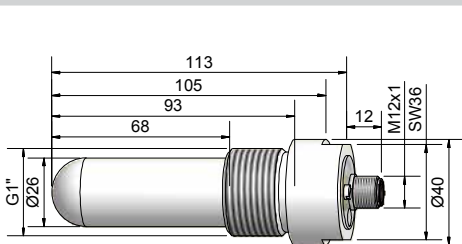
- For use in areas with the risk of dust explosion, zone 20
- Housing material PTFE
- Sensing distance 0...20 mm adjustable
- Suitable for food and pharmaceutical applications
- Special version with flange. Sealing can be made with a gasket or PTFE-tape (not supplied with the sensor)
- With flange connector m 12 x 1



DMT 01 ATEX E 157	IECEX BVS 07.0015
 II 1/2D Ex tD A20/21 IP67 T101°C	Ex tD A20/21 IP 67 T101°C



Technical data	Non-flush mountable
Operating distance S_n	5 mm
Operating distance min. / max. adjustable	0...20 mm
Electrical version	4-pin DC
Output function	Antivalent (NO + NC)
Type NPN	
Art.-No.	
Connection diagram No.	
Type PNP	KAS-80-26-A-PTFE-1"-Y5-StEx-N
Art.-No.	KA 0655
Connection diagram No.	6
Operating voltage (U_b)	10...30 V DC
Output current max. (I_o)	2 x 150 mA
Voltage drop max. (U_o)	≤ 2.0 V
Permitted residual ripple max.	10 %
No-load current (I_o)	Typ. 15 mA
Frequency of operating cycles max.	50 Hz
Permitted ambient temperature	-20...+90 °C
LED-display	Green / yellow
Protective circuit	Built-in
Degree of protection IEC 60529	IP 67
Norm	EN 60947-5-2
Connection	Flange connector M 12 x 1
Housing material	PTFE (FDA 21 CFR 177.1550)
Active surface	PTFE (FDA 21 CFR 177.1550)
Lid	PC (FDA 21 CFR 177.1580)
Media optimized	Yes



Made in Germany

All specifications are subject to change without notice. (04/2013)

SENSORS / ATEX WITH MANUFACTURER DECLARATION

	Pages
Capacitive sensors M 18, Zone 2	110
Capacitive sensors M 18, Zone 22	111
Capacitive sensors M 32, Zone 22	112 - 113

All specifications are subject to change without notice. (04/2013)



Capacitive Sensors

Series 80 - PNP

Housing M 18 x 1

- Housing material: PTFE
- Ideal of detection of chemically aggressive media
- Suitable for food applications
- Sensing distance 0,5...10 mm adjustable
- II 3G EEx nA II T6 X, for use in zone 2
- With flange connector M 12 x 1

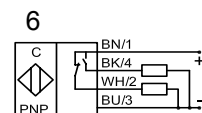
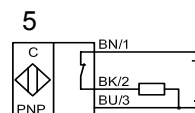
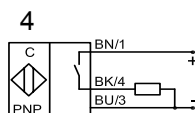
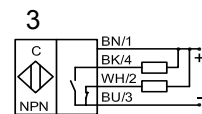
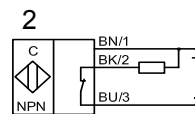
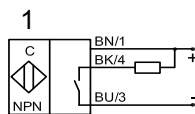
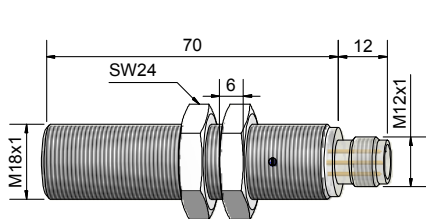


Certificate:



Technical data

	Flush mountable
Operating distance S_n	5 mm
Operating distance min. / max. adjustable	0.5...10 mm
Electrical version	4-pin DC
Output function	Antivalent (NO + NC)
Type NPN	
Art.-No.	
Connection diagram No.	
Type PNP	KAS-80-A13-A-K-PTFE-Y3-3G
Art.-No.	KA 0799
Connection diagram No.	6
Operating voltage (U_b)	10...30 V DC
Output current max. (I_e)	2 x 200 mA
Voltage drop max. (U_o)	≤ 2.0 V
Permitted residual ripple max.	10 %
No-load current (I_o)	Typ. 15 mA
Frequency of operating cycles max.	300 Hz
Permitted ambient temperature	-25...+70 °C
LED-display	Yellow
Protective circuit	Built-in
Degree of protection IEC 60529	IP 67
Norm	EN 60947-5-2
Connection	Flange connector M 12 x 1
Housing material	PTFE (FDA 21 CFR 177.1550)
Active surface	PTFE (FDA 21 CFR 177.1550)
Lid	-
Media optimized	Yes



Made in Germany

All specifications are subject to change without notice. (04/2013)



Capacitive Sensors

Series 80 - PNP



Housing M 18 x 1

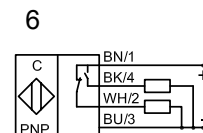
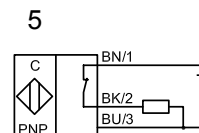
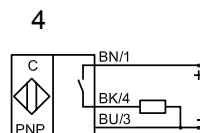
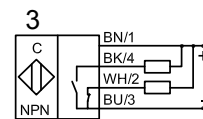
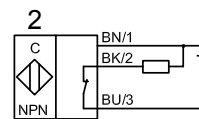
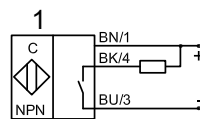
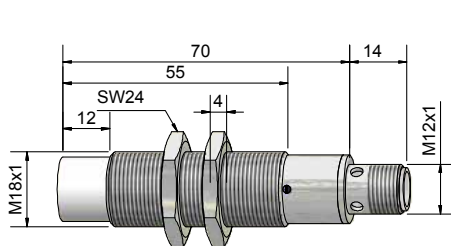
- Housing material: Brass
- Sensing distance 0.5...15 mm adjustable
- Ex II 3D IP67 T101° C X, for use in zone 22
- With flange connector M 12 x 1

Certificate:



Technical data	Non-flush mountable
Operating distance S_n	8 mm
Operating distance min. / max. adjustable	0.5...15 mm
Electrical version	4-pin DC
Output function	Antivalent (NO + NC)
Type NPN	
Art.-No.	
Connection diagram No.	
Type PNP	
Art.-No.	
Connection diagram No.	
KAS-80-A23-A-Y5-3D	
KA 0527	
6	
Operating voltage (U_B)	10...30 V DC
Output current max. (I_o)	2 x 200 mA
Voltage drop max. (U_d)	≤ 2.0 V
Permitted residual ripple max.	10%
No-load current (I_o)	Typ. 15 mA
Frequency of operating cycles max.	50 Hz
Permitted ambient temperature	-25...+70 °C
LED-display	Yellow
Protective circuit	Built-in
Degree of protection IEC 60529	IP 67
Norm	EN 60947-5-2
Connection	Flange connector M 12 x 1
Housing material	Brass
Active surface	PTFE (FDA 21 CFR 177.1550)
Lid	-
Media optimized	Yes

All specifications are subject to change without notice. (04/2013)



Made in Germany



Capacitive Sensors

Series 80 - PNP

Housing M 32 x 1.5

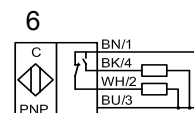
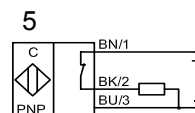
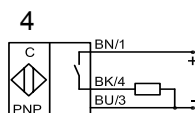
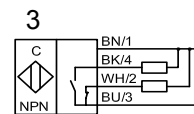
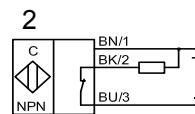
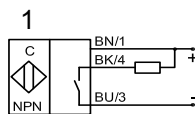
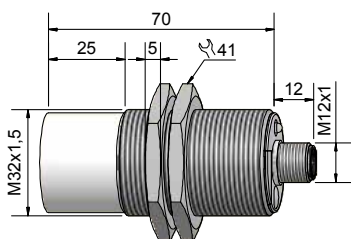
- Housing material: Stainless steel
- Sensing distance 1...40 mm adjustable
- Ex II 3D IP67 T101° C X, for use in zone 22
- With flange connector M 12 x 1



Certificate:



Technical data	Non-flush mountable
Operating distance S_n	25 mm
Operating distance min. / max. adjustable	1...40 mm
Electrical version	4-pin DC
Output function	Antivalent (NO + NC)
Type NPN	
Art.-No.	
Connection diagram No.	
Type PNP	
KAS-80-34-A-M32-PTFE/V2A-Y5-3D	
Art.-No.	
KA 0849	
Connection diagram No.	
6	
Operating voltage (U_b)	10...30 V DC
Output current max. (I_e)	2 x 200 mA
Voltage drop max. (U_o)	≤ 2.0 V
Permitted residual ripple max.	10 %
No-load current (I_o)	Typ. 15 mA
Frequency of operating cycles max.	50 Hz
Permitted ambient temperature	-25...+70 °C
LED-display	Green / yellow
Protective circuit	Built-in
Degree of protection IEC 60529	IP 67
Norm	EN 60947-5-2
Connection	Flange connector M 12 x 1
Housing material	VA No. 1.4305
Active surface	PTFE (FDA 21 CFR 177.1550)
Lid	PA / PPO
Media optimized	Yes



Made in Germany

All specifications are subject to change without notice. (04/2013)



Capacitive Sensors

Series 80 - PNP

Housing M 32 x 1.5

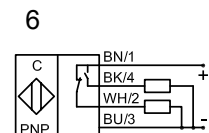
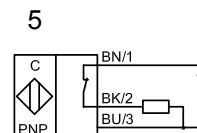
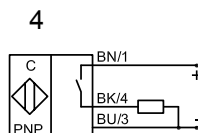
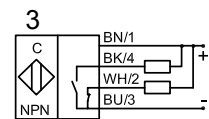
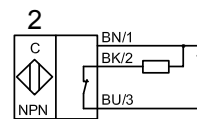
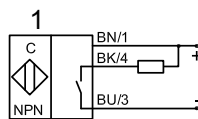
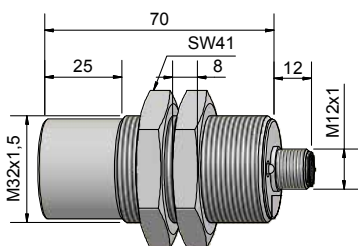
- Housing material PPO
- Sensing distance 1...40 mm adjustable
- Ex II 3D IP67 T 101°C X, for use in zone 22
- With flange connector M 12 x 1

Certificate:



Technical data	Non-flush mountable
Operating distance S_n	25 mm
Operating distance min. / max. adjustable	1...40 mm
Electrical version	4-pin DC
Output function	Antivalent (NO + NC)
Type NPN	
Art.-No.	
Connection diagram No.	
Type PNP	
KAS-80-35-A-M32-Y5-3D	
Art.-No.	
KA 0610	
Connection diagram No.	
6	
Operating voltage (U_B)	10...30 V DC
Output current max. (I_o)	2 x 200 mA
Voltage drop max. (U_d)	≤ 2.0 V
Permitted residual ripple max.	10 %
No-load current (I_o)	Typ. 15 mA
Frequency of operating cycles max.	50 Hz
Permitted ambient temperature	-25...+70 °C
LED-display	Green / yellow
Protective circuit	Built-in
Degree of protection IEC 60529	IP 67
Norm	EN 60947-5-2
Connection	Flange connector M 12 x 1
Housing material	PPO
Active surface	PPO
Lid	PA / PPO
Media optimized	Yes

All specifications are subject to change without notice. (04/2013)



Made in Germany

All specifications are subject to change without notice. (04/2013)

NAMUR MINI ATEX SENSORS FOR EVALUATION UNIT N-132...

Pages:

Capacitive sensors MINI, NAMUR, M 8, Zone 1	116
Capacitive sensors MINI, NAMUR, Ø 22 mm, Zone 1	117 - 118

All specifications are subject to change without notice. (04/2013)



Capacitive Sensors Series 40 - NAMUR EN 60947-5-6

Housing M 8 x 1

- For use in areas with the risk of gas explosion, zone 0
- Housing material: Brass
- Sensing distance $S_n = 0.5 \text{ mm}$

Certificate:



DMT 03 ATEX E 048

IECEx BVS 07.0031

II 1G Ex ia IIC T1-T6 Ga

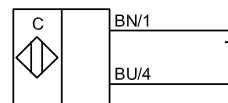
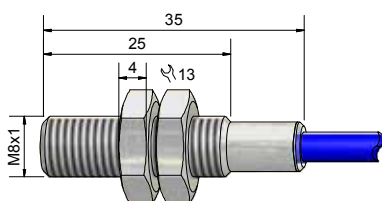
Ex ia IIC T1-T6 Ga



Technical data

Flush mountable

Operating distance S_n	0.5 mm
Electrical version	2-wire DC
Output function	NAMUR EN 60947-5-6
Type	KAS-40-A11-N
Art. No.	400 100
Operating voltage (U_B)	5 - 15 V DC, $U_i = 15 \text{ V DC}$
Output current active surface free	< typ. 1.5 mA
Output current active surface covered	> typ. 2.5 mA
Self-inductance (L)	210 mH
Self-capacitance (C)	250 nF
Permitted residual ripple max.	5 %
Frequency of operating cycles max.	50 Hz
Permitted ambient temperature	-25...+70 °C
LED-display	-
Degree of protection IEC 60529	IP 67
Connection cable	2 m, PVC, 2 x 0.14 mm ²
Housing material	Brass
Active surface	PTFE (FDA 21 CFR 177.1550)
Lid	PC (FDA 21 CFR 177.1580)



Made in Germany

All specifications are subject to change without notice. (04/2013)



Capacitive Sensors Series 40 - NAMUR EN 60947-5-6

Housing Ø 22 mm

- For use in areas with the risk of gas explosion, zone 0
- Housing material: Stainless steel
- Sensing distance 1...10 mm adjustable

Certificate:



DMT 03 ATEX E 048

IECEX BVS 07.0031

Ex II 1G Ex ia IIC T1-T6 Ga

Ex ia IIC T1-T6 Ga

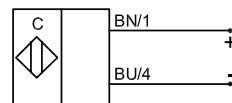
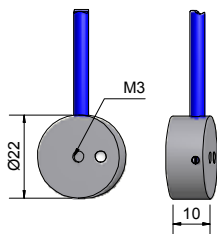


Technical data

Flush mountable

Operating distance S_n	6 mm
Operating distance min. / max. adjustable	1...10 mm
Electrical version	2-wire DC
Output function	NAMUR EN 60947-5-6
Type	KAS-40-22/10-N
Art.-No.	406 120
Operating voltage (U_B)	5 - 15 V DC, $U_i = 15$ V DC
Output current active surface free	< typ. 1.5 mA
Output current active surface covered	> typ. 2.5 mA
Self-inductance (L)	210 mH
Self-capacitance (C)	250 nF
Permitted residual ripple max.	5%
Frequency of operating cycles max.	50 Hz
Permitted ambient temperature	-25...+70 °C
LED-display	-
Degree of protection IEC 60529	IP 67
Connection cable	2 m, PVC, 2 x 0.14 mm ²
Housing material	VA No. 1.4305
Active surface	PTFE (FDA 21 CFR 177.1550)
Lid	-

All specifications are subject to change without notice. (04/2013)



Made in Germany



Capacitive Sensors Series 40 - NAMUR EN 60947-5-6

Housing Ø 22 mm

- For use in areas with the risk of gas explosion, zone 0
- Housing material: PTFE
- Sensing distance 2...10 mm adjustable

Certificate:



DMT 03 ATEX E 048

IECEx BVS 07.0031

II 1G Ex ia IIC T1-T6 Ga

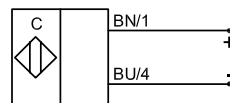
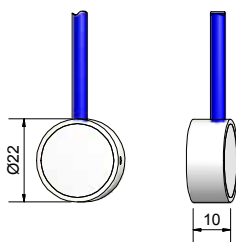
Ex ia IIC T1-T6 Ga



Technical data

Flush mountable

Operating distance S_n	6 mm
Operating distance min. / max. adjustable	2...10 mm
Electrical version	2-wire DC
Output function	NAMUR EN 60947-5-6
Type	KAS-40-22/10-N-PTFE
Art.-No.	406 110
Operating voltage (U_B)	5 - 15 V DC, $U_i = 15$ V DC
Output current active surface free	< typ. 1.5 mA
Output current active surface covered	> typ. 2.5 mA
Self-inductance (L)	210 mH
Self-capacitance (C)	250 nF
Permitted residual ripple max.	5%
Frequency of operating cycles max.	50 Hz
Permitted ambient temperature	-25...+70 °C
LED-display	-
Degree of protection IEC 60529	IP 67
Connection cable	2 m, PVC, 2 x 0.14 mm ²
Housing material	PTFE (FDA 21 CFR 177.1550)
Active surface	PTFE (FDA 21 CFR 177.1550)
Lid	-



Made in Germany

All specifications are subject to change without notice. (04/2013)

ATEX SERIES 40 (NAMUR)

Pages:

Capacitive sensors NAMUR Ø 11 mm, Zone 1	120
Capacitive sensors NAMUR M 12, Zone 1	121 - 126
Capacitive sensors NAMUR M 18 to M 22, Zone 1	127 - 132
Capacitive sensors NAMUR Ø 30 mm to M 32, Zone 1	133 - 143

All specifications are subject to change without notice. (04/2013)



Capacitive Sensors Series 40- NAMUR EN 60947-5-6

Housing Ø 11 mm

- For use in areas with the risk of gas explosion, zone 0
- Housing material: PVC
- Sensing distance 1...6 mm adjustable

Certificate:

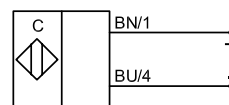
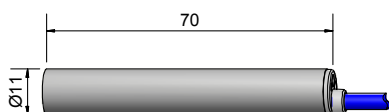


DMT 03 ATEX E 048	IECEx BVS 07.0031
II 1G Ex ia IIC T1-T6 Ga	Ex ia IIC T1-T6 Ga



Technical data	Non-flush mountable
Operating distance S_n	4 mm
Operating distance min. / max. adjustable	1...6 mm
Electrical version	2-wire DC
Output function	NAMUR DIN 60947-5-6
Type	KAS-40-14-N
Art. No.	400 600
Operating voltage (U_B)	5 - 15 V DC, $U_i = 15$ V DC
Output current active surface free	< typ. 1.5 mA
Output current active surface covered	> typ. 2.5 mA
Self-inductance (L)	0.2 mH
Self-capacitance (C)	250 nF
Permitted residual ripple max.	5 %
Frequency of operating cycles max.	50 Hz
Permitted ambient temperature	-25...+70 °C
LED-display	-
Degree of protection IEC 60529	IP 67*
Connection cable	2 m, PVC, 2 x 0.14 mm ²
Housing material	PVC
Active surface	PVC
Lid	PA / PPO

* With sealed potentiometer screw



Made in Germany

All specifications are subject to change without notice. (04/2013)



Capacitive Sensors Series 40 - NAMUR EN 60947-5-6



Housing M 12 x 1

- For use in areas with the risk of gas explosion, zone 0
- Housing material: Stainless steel VA
- Sensing distance 1...4 mm adjustable

Certificate:



DMT 03 ATEX E 048

IECEX BVS 07.0031

Ex II 1G Ex ia IIC T1-T6 Ga

Ex ia IIC T1-T6 Ga

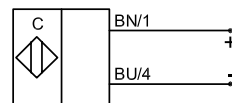
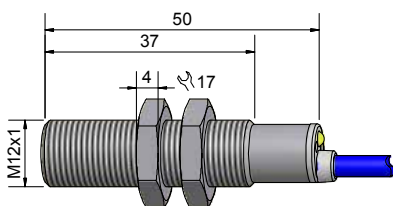


Technical data

Flush mountable

Operating distance S_n	2 mm
Operating distance min. / max. adjustable	1...4 mm
Electrical version	2-wire DC
Output function	NAMUR DIN 60947-5-6
Type	KAS-40-A12-N
Art. No.	400 200
Operating voltage (U_B)	5 - 15 V DC, $U_i = 15$ V DC
Output current active surface free	< typ. 1.5 mA
Output current active surface covered	> typ. 2.5 mA
Self-inductance (L)	0.2 mH
Self-capacitance (C)	250 nF
Permitted residual ripple max.	5 %
Frequency of operating cycles max.	50 Hz
Permitted ambient temperature	-25...+70 °C
LED-display	Yellow
Degree of protection IEC 60529	IP 67*
Connection cable	2 m, PVC, 2 x 0.14 mm ²
Housing material	VA No. 1.4305
Active surface	PTFE (FDA 21 CFR 177.1550)
Lid	PA / PPO

* With sealed potentiometer screw



All specifications are subject to change without notice. (04/2013)

Made in Germany



Capacitive Sensors Serie 40 - NAMUR EN 60947-5-6



Housing M 12 x 1

- For use in areas with the risk of gas explosion, zone 0
- Housing material: Stainless steel VA
- Sensing distance 1...5 mm adjustable
- With flange connector M 12 x 1

Certificate:

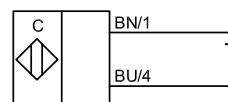
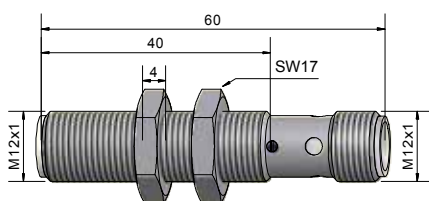


DMT 03 ATEX E 048	IECEx BVS 07.0031
II 1G Ex ia IIC T1-T6 Ga	Ex ia IIC T1-T6 Ga



Technical data	Flush mounting
Operating distance S_n	2 mm
Operating distance min. / max. adjustable	1...5 mm
Electrical version	2-pin DC
Output function	NAMUR DIN 60947-5-6
Type	KAS-40-A12-N-Y5
Art. No.	KA 0561
Operating voltage (U_B)	5 - 15 V DC, $U_i = 15$ V DC
Output current active surface free	< typ. 1.5 mA
Output current active surface covered	> typ. 2.5 mA
Self-inductance (L)	0.2 mH
Self-capacitance (C)	250 nF
Permitted residual ripple max.	5 %
Frequency of operating cycles max.	50 Hz
Permitted ambient temperature	-25...+70 °C
LED-display	Yellow
Degree of protection IEC 60529	IP 67*
Connection	Flange connector M 12 x 1
Housing material	VA No. 1.4305
Active surface	PTFE (FDA 21 CFR 177.1550)
Lid	-

* With sealed potentiometer screw



Made in Germany

All specifications are subject to change without notice. (04/2013)



Capacitive Sensors Series 40 - NAMUR EN 60947-5-6



Housing M 12 x 1

- For use in areas with the risk of gas explosion, zone 0
- Housing material: Stainless steel VA
- Sensing distance 1...6 mm adjustable

Certificate:



DMT 03 ATEX E 048

IECEX BVS 07.0031

Ex II 1G Ex ia IIC T1-T6 Ga

Ex ia IIC T1-T6 Ga

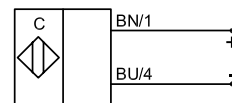
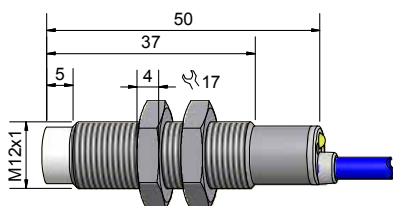


Technical data

Non-flush mountable

Operating distance S_n	4 mm
Operating distance min. / max. adjustable	1...6 mm
Electrical version	2-wire DC
Output function	NAMUR DIN 60947-5-6
Type	KAS-40-A22-N
Art. No.	400 250
Operating voltage (U_B)	5 - 15 V DC, $U_i = 15$ V DC
Output current active surface free	< typ. 1.5 mA
Output current active surface covered	> typ. 2.5 mA
Self-inductance (L)	0.2 mH
Self-capacitance (C)	250 nF
Permitted residual ripple max.	5 %
Frequency of operating cycles max.	50 Hz
Permitted ambient temperature	-25...+70 °C
LED-display	Yellow
Degree of protection IEC 60529	IP 67*
Connection cable	2 m, PVC, 2 x 0.14 mm ²
Housing material	VA No. 1.4305
Active surface	PTFE (FDA 21 CFR 177.1550)
Lid	PA / PPO

* With sealed potentiometer screw



All specifications are subject to change without notice. (04/2013)

Made in Germany



Capacitive Sensors Series 40 - NAMUR EN 60947-5-6



Housing M 12 x 1

- For use in areas with the risk of gas explosion, zone 0
- Housing material: Stainless steel VA
- Sensing distance 1...6 mm adjustable
- With flange connector M 12 x 1

Certificate:

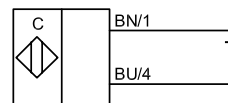
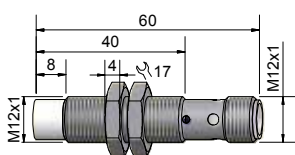


DMT 03 ATEX E 048	IECEx BVS 07.0031
II 1G Ex ia IIC T1-T6 Ga	Ex ia IIC T1-T6 Ga



Technical data	Non-flush mounting
Operating distance S_n	4 mm
Operating distance min./max. adjustable	1...6 mm
Electrical version	2-pin DC
Output function	NAMUR DIN 60947-5-6
Type	KAS-40-A22-N-Y5
Art. No.	KA 0562
Operating voltage (U_B)	5 - 15 V DC, $U_i = 15$ V DC
Output current active surface free	< typ. 1.5 mA
Output current active surface covered	> typ. 2.5 mA
Self-inductance (L)	0.2 mH
Self-capacitance (C)	250 nF
Permitted residual ripple max.	5 %
Frequency of operating cycles max.	50 Hz
Permitted ambient temperature	-25...+70 °C
LED-display	Yellow
Degree of protection IEC 60529	IP 67*
Connection	Flange connector M 12 x 1
Housing material	VA No. 1.4305
Active surface	PTFE (FDA 21 CFR 177.1550)
Lid	-

* With sealed potentiometer screw



Made in Germany

All specifications are subject to change without notice. (04/2013)



Capacitive Sensors Series 40 - NAMUR EN 60947-5-6

Housing M 12 x 1

- For use in areas with the risk of gas explosion, zone 0
- Housing material: PVC
- Sensing distance 1...6 mm adjustable

Certificate:



DMT 03 ATEX E 048

IECEX BVS 07.0031

Ex II 1G Ex ia IIC T1-T6 Ga

Ex ia IIC T1-T6 Ga

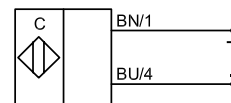
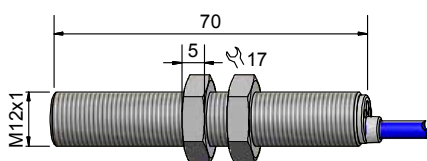


Technical data

Non-flush mountable

Operating distance S_n	4 mm
Operating distance min. / max. adjustable	1...6 mm
Electrical version	2-wire DC
Output function	NAMUR DIN 60947-5-6
Type	KAS-40-14-N-M12
Art. No.	400 705
Operating voltage (U_B)	5 - 15 V DC, $U_i = 15$ V DC
Output current active surface free	< typ. 1.5 mA
Output current active surface covered	> typ. 2.5 mA
Self-inductance (L)	0.2 mH
Self-capacitance (C)	250 nF
Permitted residual ripple max.	5 %
Frequency of operating cycles max.	50 Hz
Permitted ambient temperature	-25...+70 °C
LED-display	-
Degree of protection IEC 60529	IP 67*
Connection cable	5 m, PVC, 2 x 0.14 mm ²
Housing material	PVC
Active surface	PVC
Lid	PA / PPO

* With sealed potentiometer screw



All specifications are subject to change without notice. (04/2013)

Made in Germany



Capacitive Sensors Series 40 - NAMUR EN 60947-5-6



Housing M 12 x 1

- For use in areas with the risk of gas explosion, zone 0
- Housing material: PTFE
- Ideal for detection of chemically aggressive media
- Suitable for food applications
- Sensing distance 1...6 mm adjustable

Certificate:



DMT 03 ATEX E 048

IECEX BVS 07.0031

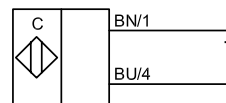
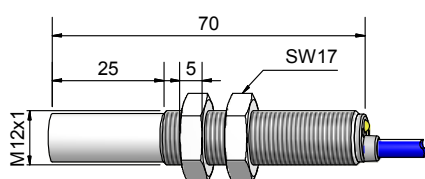
II 1G Ex ia IIC T1-T6 Ga

Ex ia IIC T1-T6 Ga



Technical data	Non-flush mountable
Operating distance S_n	4 mm
Operating distance min./max. adjustable	1...6 mm
Electrical version	2-wire DC
Output function	NAMUR DIN 60947-5-6
Type	KAS-40-14-N-M12-PTFE
Art. No.	400 900
Operating voltage (U_B)	5 - 15 V DC, $U_i = 15$ V DC
Output current active surface free	< typ. 1.5 mA
Output current active surface covered	> typ. 2.5 mA
Self-inductance (L)	0.2 mH
Self-capacitance (C)	250 nF
Permitted residual ripple max.	5 %
Frequency of operating cycles max.	50 Hz
Permitted ambient temperature	-25...+70 °C
LED-display	Yellow
Degree of protection IEC 60529	IP 67*
Connection cable	2 m, PVC, 2 x 0.34 mm ²
Housing material	PTFE (FDA 21 CFR 177.1550)
Active surface	PTFE (FDA 21 CFR 177.1550)
Lid	PA / PPO

* With sealed potentiometer screw



Made in Germany

All specifications are subject to change without notice. (04/2013)



Capacitive Sensors Series 40 - NAMUR EN 60947-5-6



Housing M 18 x 1

- For use in areas with the risk of gas explosion, zone 0
- Housing material: Brass
- Sensing distance 1...8 mm adjustable

Certificate:



DMT 03 ATEX E 048

IECEX BVS 07.0031

Ex II 1G Ex ia IIC T1-T6 Ga

Ex ia IIC T1-T6 Ga

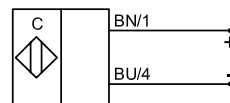
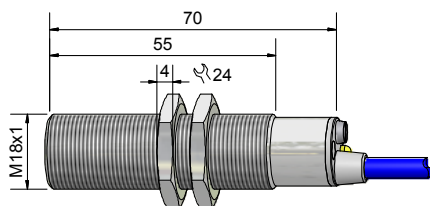


Technical data

Flush mountable

Operating distance S_n	5 mm
Operating distance min. / max. adjustable	1...8 mm
Electrical version	2-wire DC
Output function	NAMUR DIN 60947-5-6
Type	KAS-40-A13-N
Art. No.	400 300
Operating voltage (U_B)	5 - 15 V DC, $U_I = 15$ V DC
Output current active surface free	< typ. 1.5 mA
Output current active surface covered	> typ. 2.5 mA
Self-inductance (L)	0.2 mH
Self-capacitance (C)	250 nF
Permitted residual ripple max.	5 %
Frequency of operating cycles max.	50 Hz
Permitted ambient temperature	-25...+70 °C
LED-display	Yellow
Degree of protection IEC 60529	IP 67
Connection cable	2 m, PUR, 2 x 0.34 mm ²
Housing material	Brass
Active surface	PTFE (FDA 21 CFR 177.1550)
Lid	PA / PPO

All specifications are subject to change without notice. (04/2013)



Made in Germany



Capacitive Sensors Series 40 - NAMUR EN 60947-5-6



Housing M 18 x 1

- For use in areas with the risk of gas explosion, zone 0
- Housing material: Brass
- Sensing distance 1...8 mm adjustable
- With flange connector M 12 x 1

Certificate:

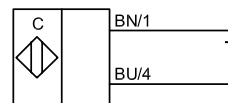
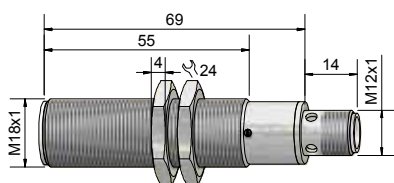


DMT 03 ATEX E 048	IECEx BVS 07.0031
II 1G Ex ia IIC T1-T6 Ga	Ex ia IIC T1-T6 Ga



Technical data	Flush mounting
Operating distance S_n	5 mm
Operating distance min. / max. adjustable	1...8 mm
Electrical version	2-pin DC
Output function	NAMUR DIN 60947-5-6
Type	KAS-40-A13-N-Y5
Art. No.	KA 0559
Operating voltage (U_B)	5 - 15 V DC, $U_i = 15$ V DC
Output current active surface free	< typ. 1.5 mA
Output current active surface covered	> typ. 2.5 mA
Self-inductance (L)	0.2 mH
Self-capacitance (C)	250 nF
Permitted residual ripple max.	5 %
Frequency of operating cycles max.	50 Hz
Permitted ambient temperature	-25...+70 °C
LED-display	Yellow
Degree of protection IEC 60529	IP 67*
Connection	Flange connector M 12 x 1
Housing material	Brass
Active surface	PTFE (FDA 21 CFR 177.1550)
Lid	-

* With sealed potentiometer screw



Made in Germany

All specifications are subject to change without notice. (04/2013)



Capacitive Sensors Series 40 - NAMUR EN 60947-5-6



Housing M 18 x 1

- For use in areas with the risk of gas explosion, zone 0
- Housing material: Brass
- Sensing distance 2...10 mm adjustable

Certificate:



DMT 03 ATEX E 048

IECEx BVS 07.0031

Ex II 1G Ex ia IIC T1-T6 Ga

Ex ia IIC T1-T6 Ga

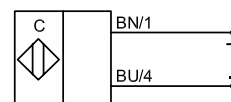
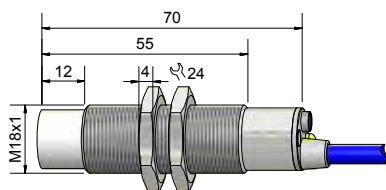


Technical data

Non-flush mountable

Operating distance S_n	8 mm
Operating distance min. / max. adjustable	2...10 mm
Electrical version	2-wire DC
Output function	NAMUR DIN 60947-5-6
Type	KAS-40-A23-N
Art. No.	400 350
Operating voltage (U_B)	5 - 15 V DC, $U_i = 15$ V DC
Output current active surface free	< typ. 1.5 mA
Output current active surface covered	> typ. 2.5 mA
Self-inductance (L)	0.2 mH
Self-capacitance (C)	250 nF
Permitted residual ripple max.	5 %
Frequency of operating cycles max.	50 Hz
Permitted ambient temperature	-25...+70 °C
LED-display	Yellow
Degree of protection IEC 60529	IP 67
Connection cable	2 m, PUR, 2 x 0.34 mm ²
Housing material	Brass
Active surface	PTFE (FDA 21 CFR 177.1550)
Lid	PA / PPO

All specifications are subject to change without notice. (04/2013)



Made in Germany



Capacitive Sensors Series 40 - NAMUR EN 60947-5-6



Housing M 18 x 1

- For use in areas with the risk of gas explosion, zone 0
- Housing material: Brass
- Sensing distance 2...10 mm adjustable
- With flange connector M 12 x 1

Certificate:



DMT 03 ATEX E 048

IECEx BVS 07.0031

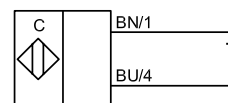
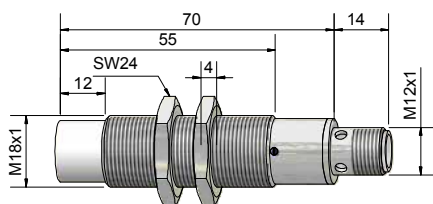
II 1G Ex ia IIC T1-T6 Ga

Ex ia IIC T1-T6 Ga



Technical data	Non-flush mountable
Operating distance S_n	8 mm
Operating distance min. / max. adjustable	2...10 mm
Electrical version	2-pin DC
Output function	NAMUR DIN 60947-5-6
Type	KAS-40-A23-N-Y5
Art. No.	KA 0560
Operating voltage (U_B)	5 - 15 V DC, $U_i = 15$ V DC
Output current active surface free	< typ. 1.5 mA
Output current active surface covered	> typ. 2.5 mA
Self-inductance (L)	0.2 mH
Self-capacitance (C)	250 nF
Permitted residual ripple max.	5 %
Frequency of operating cycles max.	50 Hz
Permitted ambient temperature	-25...+70 °C
LED-display	Yellow
Degree of protection IEC 60529	IP 67*
Connection	Flange connector M 12 x 1
Housing material	Brass
Active surface	PTFE (FDA 21 CFR 177.1550)
Lid	-

* With sealed potentiometer screw



Made in Germany

All specifications are subject to change without notice. (04/2013)



Capacitive Sensors Series 40 - NAMUR EN 60947-5-6



Housing Ø 22 mm

- For use in areas with the risk of gas explosion, zone 0
- Housing material: PA / PPO
- Sensing distance 2...8 mm adjustable

Certificate:



DMT 03 ATEX E 048

IECEX BVS 07.0031

Ex II 1G Ex ia IIC T1-T6 Ga

Ex ia IIC T1-T6 Ga

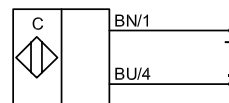
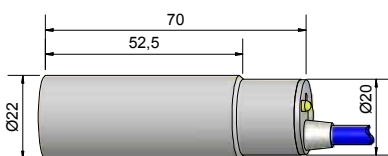


Technical data

Flush mountable

Operating distance S_n	6 mm
Operating distance min. / max. adjustable	2...8 mm
Electrical version	2-wire DC
Output function	NAMUR DIN 60947-5-6
Type	KAS-40-20-N
Art. No.	401 000
Operating voltage (U_B)	5 - 15 V DC, $U_i = 15$ V DC
Output current active surface free	< typ. 1.5 mA
Output current active surface covered	> typ. 2.5 mA
Self-inductance (L)	0.2 mH
Self-capacitance (C)	250 nF
Permitted residual ripple max.	5 %
Frequency of operating cycles max.	50 Hz
Permitted ambient temperature	-25...+70 °C
LED-display	Yellow
Degree of protection IEC 60529	IP 67*
Connection cable	2 m, PUR, 2 x 0.34 mm ²
Housing material	PA / PPO
Active surface	PA / PPO
Lid	PA / PPO

* With sealed potentiometer screw



All specifications are subject to change without notice. (04/2013)

Made in Germany



Capacitive Sensors Series 40 - NAMUR EN 60947-5-6

Housing M 22 x 1.5

- For use in areas with the risk of gas explosion, zone 0
- Housing material: PTFE
- Ideal for detection of chemically aggressive media
- Suitable for food applications
- Sensing distance 3...10 mm adjustable

Certificate:



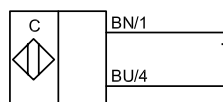
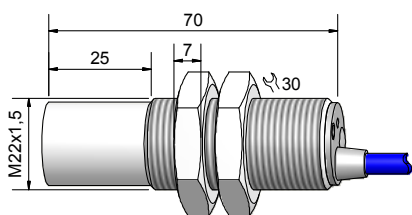
DMT 03 ATEX E 048	IECEx BVS 07.0031
II 1G Ex ia IIC T1-T6 Ga	Ex ia IIC T1-T6 Ga



Technical data

	Non-flush mountable
Operating distance S_n	8 mm
Operating distance min. / max. adjustable	3...10 mm
Electrical version	2-wire DC
Output function	NAMUR DIN 60947-5-6
Type	KAS-40-24-N-M22-PTFE
Art. No.	401 500
Operating voltage (U_B)	5 - 15 V DC, $U_i = 15$ V DC
Output current active surface free	< typ. 1.5 mA
Output current active surface covered	> typ. 2.5 mA
Self-inductance (L)	0.2 mH
Self-capacitance (C)	250 nF
Permitted residual ripple max.	5 %
Frequency of operating cycles max.	50 Hz
Permitted ambient temperature	-25...+70 °C
LED-display	-
Degree of protection IEC 60529	IP 67*
Connection cable	2 m, PUR, 2 x 0.34 mm ²
Housing material	PTFE (FDA 21 CFR 177.1550)
Active surface	PTFE (FDA 21 CFR 177.1550)
Lid	PA / PPO

* With sealed potentiometer screw



Made in Germany

All specifications are subject to change without notice. (04/2013)



Capacitive Sensors Series 40 - NAMUR EN 60947-5-6



Housing Ø 30 mm

- For use in areas with the risk of gas explosion, zone 0
- Housing material: PA / PPO
- Sensing distance 3...15 mm adjustable

Certificate:



DMT 03 ATEX E 048

IECEX BVS 07.0031

Ex II 1G Ex ia IIC T1-T6 Ga

Ex ia IIC T1-T6 Ga

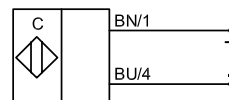
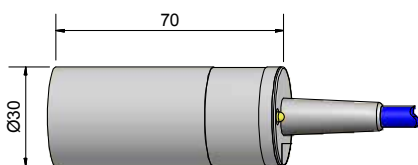


Technical data

Flush mountable

Operating distance S_n	10 mm
Operating distance min. / max. adjustable	3...15 mm
Electrical version	2-wire DC
Output function	NAMUR DIN 60947-5-6
Type	KAS-40-30-N
Art. No.	401 600
Operating voltage (U_B)	5 - 15 V DC, $U_i = 15$ V DC
Output current active surface free	< typ. 1.5 mA
Output current active surface covered	> typ. 2.5 mA
Self-inductance (L)	0.2 mH
Self-capacitance (C)	250 nF
Permitted residual ripple max.	5 %
Frequency of operating cycles max.	50 Hz
Permitted ambient temperature	-25...+70 °C
LED-display	Yellow
Degree of protection IEC 60529	IP 67
Connection cable	2 m, PUR, 2 x 0.75 mm ²
Housing material	PA / PPO
Active surface	PA / PPO
Lid	PA / PPO

All specifications are subject to change without notice. (04/2013)



Made in Germany



Capacitive Sensors Series 40 - NAMUR EN 60947-5-6



Housing Ø 30 mm

- For use in areas with the risk of gas explosion, zone 0
- Housing material: PA / PPO
- Sensing distance 3...20 mm adjustable

Certificate:



DMT 03 ATEX E 048

IECEx BVS 07.0031

II 1G Ex ia IIC T1-T6 Ga

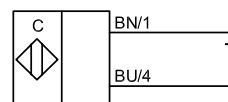
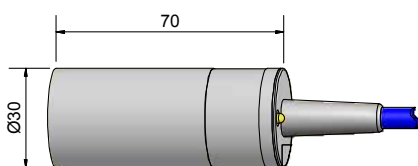
Ex ia IIC T1-T6 Ga



Technical data

Non-flush mountable

Operating distance S_n	15 mm
Operating distance min. / max. adjustable	3...20 mm
Electrical version	2-wire DC
Output function	NAMUR DIN 60947-5-6
Type	KAS-40-35-N
Art. No.	402 000
Operating voltage (U_B)	5 - 15 V DC, $U_i = 15$ V DC
Output current active surface free	< typ. 1.5 mA
Output current active surface covered	> typ. 2.5 mA
Self-inductance (L)	0.2 mH
Self-capacitance (C)	250 nF
Permitted residual ripple max.	5 %
Frequency of operating cycles max.	50 Hz
Permitted ambient temperature	-25...+70 °C
LED-display	Yellow
Degree of protection IEC 60529	IP 67
Connection cable	2 m, PUR, 2 x 0.75 mm ²
Housing material	PA / PPO
Active surface	PA / PPO
Lid	PA / PPO



Made in Germany

All specifications are subject to change without notice. (04/2013)



Capacitive Sensors Series 40 - NAMUR EN 60947-5-6



Housing M 30 x 1.5

- For use in areas with the risk of gas explosion, zone 0
- Housing material: Brass
- Sensing distance 2...15 mm adjustable

Certificate:



DMT 03 ATEX E 048

IECEX BVS 07.0031

Ex II 1G Ex ia IIC T1-T6 Ga

Ex ia IIC T1-T6 Ga

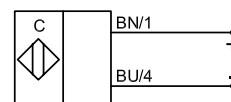
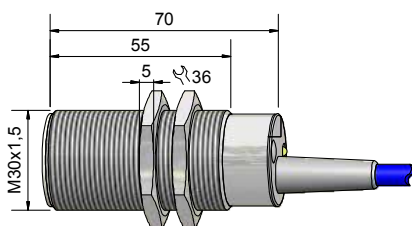


Technical data

Flush mountable

Operating distance S_n	10 mm
Operating distance min. / max. adjustable	2...15 mm
Electrical version	2-wire DC
Output function	NAMUR DIN 60947-5-6
Type	KAS-40-A14-N
Art. No.	400 400
Operating voltage (U_B)	5 - 15 V DC, $U_i = 15$ V DC
Output current active surface free	< typ. 1.5 mA
Output current active surface covered	> typ. 2.5 mA
Self-inductance (L)	0.2 mH
Self-capacitance (C)	250 nF
Permitted residual ripple max.	5 %
Frequency of operating cycles max.	50 Hz
Permitted ambient temperature	-25...+70 °C
LED-display	Yellow
Degree of protection IEC 60529	IP 67
Connection cable	2 m, PUR, 2 x 0.75 mm ²
Housing material	Brass
Active surface	PTFE (FDA 21 CFR 177.1550)
Lid	PA / PPO

All specifications are subject to change without notice. (04/2013)



Made in Germany



Capacitive Sensors Serie 40 - NAMUR EN 60947-5-6



Housing M 30 x 1.5

- For use in areas with the risk of gas explosion, zone 0
- Housing material: Brass
- Sensing distance 2...15 mm adjustable
- With flange connector M 12 x 1

Certificate:



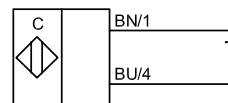
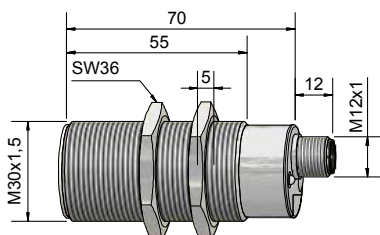
DMT 03 ATEX E 048	IECEx BVS 07.0031
II 1G Ex ia IIC T1-T6 Ga	Ex ia IIC T1-T6 Ga



Technical data

Flush mounting

Operating distance S_n	10 mm
Operating distance min. / max. adjustable	2...15 mm
Electrical version	2-pin DC
Output function	NAMUR DIN 60947-5-6
Type	KAS-40-A14-N-Y5
Art. No.	KA 0557
Operating voltage (U_b)	5 - 15 V DC, $U_i = 15$ V DC
Output current active surface free	< typ. 1.5 mA
Output current active surface covered	> typ. 2.5 mA
Self-inductance (L)	0.2 mH
Self-capacitance (C)	250 nF
Permitted residual ripple max.	5 %
Frequency of operating cycles max.	50 Hz
Permitted ambient temperature	-25...+70 °C
LED-display	Yellow
Degree of protection IEC 60529	IP 67
Connection	Flange connector M 12 x 1
Housing material	Brass
Active surface	PTFE (FDA 21 CFR 177.1550)
Lid	PA / PPO



Made in Germany

All specifications are subject to change without notice. (04/2013)



Capacitive Sensors Series 40 - NAMUR EN 60947-5-6



Housing M 30 x 1.5

- For use in areas with the risk of gas explosion, zone 0
- Housing material: Brass
- Sensing distance 2...20 mm adjustable

Certificate:



DMT 03 ATEX E 048

IECEX BVS 07.0031

Ex II 1G Ex ia IIC T1-T6 Ga

Ex ia IIC T1-T6 Ga

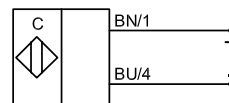
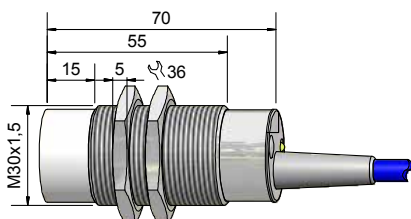


Technical data

Non-flush mountable

Operating distance S_n	15 mm
Operating distance min. / max. adjustable	2...20 mm
Electrical version	2-wire DC
Output function	NAMUR DIN 60947-5-6
Type	KAS-40-A24-N
Art. No.	400 450
Operating voltage (U_B)	5 - 15 V DC, $U_i = 15$ V DC
Output current active surface free	< typ. 1.5 mA
Output current active surface covered	> typ. 2.5 mA
Self-inductance (L)	0.2 mH
Self-capacitance (C)	250 nF
Permitted residual ripple max.	5 %
Frequency of operating cycles max.	50 Hz
Permitted ambient temperature	-25...+70 °C
LED-display	Yellow
Degree of protection IEC 60529	IP 67
Connection cable	2 m, PUR 2 x 0.75 mm ²
Housing material	Brass
Active surface	PTFE (FDA 21 CFR 177.1550)
Lid	PA / PPO

All specifications are subject to change without notice. (04/2013)



Made in Germany



Capacitive Sensors Serie 40 - NAMUR EN 60947-5-6



Housing M 30 x 1.5

- For use in areas with the risk of gas explosion, zone 0
- Housing material: Brass
- Operating range 2...20 mm
- With flange connector M 12 x 1

Certificate:



DMT 03 ATEX E 048

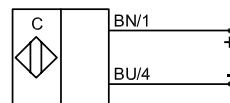
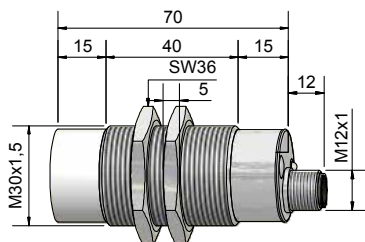
IECEx BVS 07.0031

II 1G Ex ia IIC T1-T6 Ga

Ex ia IIC T1-T6 Ga



Technical data	Non-flush mountable
Operating distance S_n	15 mm
Operating distance min. / max. adjustable	2...20 mm
Electrical version	2-pin DC
Output function	NAMUR DIN 60947-5-6
Type	KAS-40-A24-N-Y5
Art. No.	KA 0558
Operating voltage (U_B)	5 - 15 V DC, $U_i = 15$ V DC
Output current active surface free	< typ. 1.5 mA
Output current active surface covered	> typ. 2.5 mA
Self-inductance (L)	0.2 mH
Self-capacitance (C)	250 nF
Permitted residual ripple max.	5 %
Frequency of operating cycles max.	50 Hz
Permitted ambient temperature	-25...+70 °C
LED-display	Yellow
Degree of protection IEC 60529	IP 67
Connection	Flange connector M 12 x 1
Housing material	Brass
Active surface	PTFE (FDA 21 CFR 177.1550)
Lid	PA / PPO



Made in Germany

All specifications are subject to change without notice. (04/2013)



Capacitive Sensors with analogue output Series 40 - IL



Housing M 30 x 1.5

- For use in areas with the risk of gas explosion, zone 0
- Housing material: Brass
- Operating range 0...25 mm

Certificate:



DMT 03 ATEX E 048

IECEX BVS 07.0031

Ex II 1G Ex ia IIC T1-T6 Ga

Ex ia IIC T1-T6 Ga

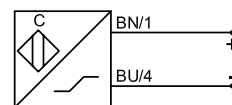
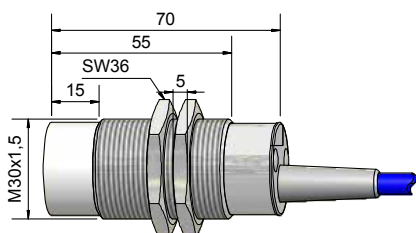


Technical data

Non-flush mountable

Operating range	0...25 mm
Linear range	2...20 mm
Electrical version	2-wire DC
Output function	Analogue
Type Analogue	KAS-40-A24-IL
Art. No.	403 600
Operating voltage (U_B)	10 - 15 V DC, $U_i = 15$ V DC
Power consumption active surface free	≤ 4 mA
Power consumption active surface covered	≥ 20 mA
Load resistor	R_L 0...500 Ohm
Self-inductance (L)	0.2 mH
Self-capacitance (C)	250 nF
Permitted residual ripple max.	5 %
Frequency of operating cycles max.	50 Hz
Permitted ambient temperature	0...+60 °C
LED-display	Yellow
Degree of protection IEC 60529	IP 67
Norm	EN 60947-5-6
Connection cable	2 m, PUR, 2 x 0.75 mm ²
Housing material	Brass
Active surface	PTFE (FDA 21 CFR 177.1550)
Lid	PA / PPO

All specifications are subject to change without notice. (04/2013)



Made in Germany



Capacitive Sensors Series 40 - NAMUR EN 60947-5-6



Housing M 32 x 1.5

- For use in areas with the risk of gas explosion, zone 0
- Housing material: PA / PPO
- Sensing distance 3...15 mm adjustable

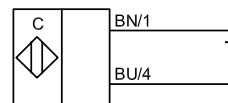
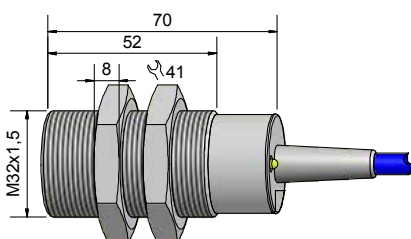
Certificate:



DMT 03 ATEX E 048	IECEX BVS 07.0031
II 1G Ex ia IIC T1-T6 Ga	Ex ia IIC T1-T6 Ga



Technical data	Flush mountable
Operating distance S_n	12 mm
Operating distance min. / max. adjustable	3...15 mm
Electrical version	2-wire DC
Output function	NAMUR DIN 60947-5-6
Type	KAS-40-30-N-M32
Art. No.	401 700
Operating voltage (U_B)	5 - 15 V DC, $U_i = 15$ V DC
Output current active surface free	< typ. 1.5 mA
Output current active surface covered	> typ. 2.5 mA
Self-inductance (L)	0.2 mH
Self-capacitance (C)	250 nF
Permitted residual ripple max.	5 %
Frequency of operating cycles max.	50 Hz
Permitted ambient temperature	-25...+70 °C
LED-display	Yellow
Degree of protection IEC 60529	IP 67
Connection cable	2 m, PUR, 2 x 0.75 mm ²
Housing material	PA / PPO
Active surface	PA / PPO
Lid	PA / PPO



Made in Germany

All specifications are subject to change without notice. (04/2013)



Capacitive Sensors Series 40 - NAMUR EN 60947-5-6



Housing M 32 x 1.5

- For use in areas with the risk of gas explosion, zone 0
- Housing material: Stainless steel VA
- Sensing distance 3...20 mm adjustable

Certificate:



DMT 03 ATEX E 048

IECEX BVS 07.0031

Ex II 1G Ex ia IIC T1-T6 Ga

Ex ia IIC T1-T6 Ga

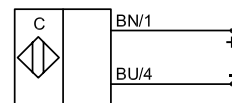
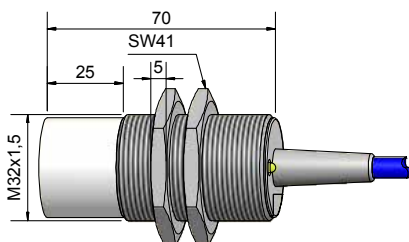


Technical data

Non-flush mountable

Operating distance S_n	18 mm
Operating distance min. / max. adjustable	3...20 mm
Electrical version	2-wire DC
Output function	NAMUR DIN 60947-5-6
Type	KAS-40-34-N-M32-PTFE/V2A
Art. No.	402 400
Operating voltage (U_B)	5 - 15 V DC, $U_i = 15$ V DC
Output current active surface free	< typ. 1.5 mA
Output current active surface covered	> typ. 2.5 mA
Self-inductance (L)	0.2 mH
Self-capacitance (C)	250 nF
Permitted residual ripple max.	5 %
Frequency of operating cycles max.	50 Hz
Permitted ambient temperature	-25...+70 °C
LED-display	Yellow
Degree of protection IEC 60529	IP 67
Connection cable	2 m, PUR, 2 x 0.75 mm ²
Housing material	VA No. 1.4305
Active surface	PTFE (FDA 21 CFR 177.1550)
Lid	PA / PPO

All specifications are subject to change without notice. (04/2013)



Made in Germany



Capacitive Sensors Series 40 - NAMUR EN 60947-5-6



Housing M 32 x 1.5

- For use in areas with the risk of gas explosion, zone 0
- Housing material: PA / PPO
- Sensing distance 3...20 mm adjustable

Certificate:



DMT 03 ATEX E 048

IECEx BVS 07.0031

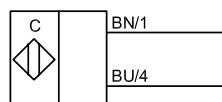
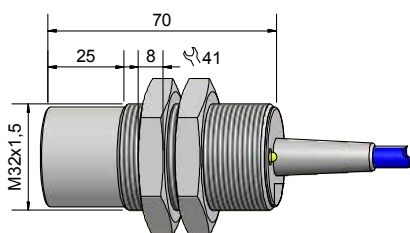
Ex II 1G Ex ia IIC T1-T6 Ga

Ex ia IIC T1-T6 Ga



Technical data

	Non-flush mountable
Operating distance S_n	18 mm
Operating distance min. / max. adjustable	3...20 mm
Electrical version	2-wire DC
Output function	NAMUR DIN 60947-5-6
Type	KAS-40-35-N-M32
Art. No.	402 100
Operating voltage (U_B)	5 - 15 V DC, $U_i = 15$ V DC
Output current active surface free	< typ. 1.5 mA
Output current active surface covered	> typ. 2.5 mA
Self-inductance (L)	0.2 mH
Self-capacitance (C)	250 nF
Permitted residual ripple max.	5 %
Frequency of operating cycles max.	50 Hz
Permitted ambient temperature	-25...+70 °C
LED-display	Yellow
Degree of protection IEC 60529	IP 67
Connection cable	2 m, PUR, 2 x 0.75 mm ²
Housing material	PA / PPO
Active surface	PA / PPO
Lid	PA / PPO



Made in Germany

All specifications are subject to change without notice. (04/2013)



Capacitive Sensors Series 40 - NAMUR EN 60947-5-6



Housing M 32 x 1.5

- For use in areas with the risk of gas explosion, zone 0
- Housing material: PTFE
- Ideal for detection of chemically aggressive media
- Suitable for food applications
- Sensing distance 3...20 mm adjustable
- Option: Total chemical resistance is given when ordering the sensor with PTFE cable and PTFE- protection set Art.-No. 196301

Certificate:



DMT 03 ATEX E 048

IECEX BVS 07.0031

⊕ II 1G Ex ia IIC T1-T6 Ga

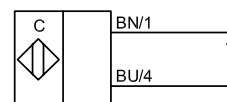
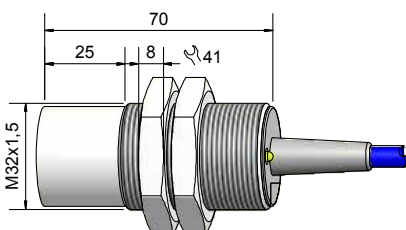
Ex ia IIC T1-T6 Ga



Technical data

	Non-flush mountable
Operating distance S_n	18 mm
Operating distance min. / max. adjustable	3...20 mm
Electrical version	2-wire DC
Output function	NAMUR DIN 60947-5-6
Type	KAS-40-35-N-M32-PTFE
Art. No.	402 300
Operating voltage (U_B)	5 - 15 V DC, $U_i = 15$ V DC
Output current active surface free	< typ. 1.5 mA
Output current active surface covered	> typ. 2.5 mA
Self-inductance (L)	0.2 mH
Self-capacitance (C)	250 nF
Permitted residual ripple max.	5 %
Frequency of operating cycles max.	50 Hz
Permitted ambient temperature	-25...+70 °C
LED-display	Yellow
Degree of protection IEC 60529	IP 67
Connection cable	2 m, PUR, 2 x 0.75 mm ²
Housing material	PTFE (FDA 21 CFR 177.1550)
Active surface	PTFE (FDA 21 CFR 177.1550)
Lid	PA / PPO

All specifications are subject to change without notice. (04/2013)



Made in Germany

All specifications are subject to change without notice. (04/2013)

NAMUR MINI SENSORS WITH EVALUATION UNIT

	Pages
Capacitive sensors Ø 6.5 mm	146
Capacitive sensors M 8	147 - 148
Capacitive sensors Ø 10 mm	149
Capacitive sensors Ø 18 mm	150
Capacitive sensors Ø 22 mm	151
Evaluation unit TS-	152



All specifications are subject to change without notice. (04/2013)



Capacitive Sensors Series 40 - NAMUR

Housing Ø 6.5 mm

- Housing material: Stainless steel VA
- Sensing distance 0.5...3 mm adjustable, if used in connection with the switching amplifier TS-120...

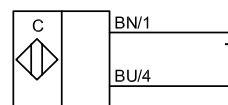
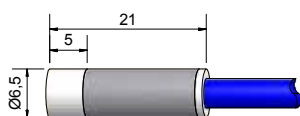
Certificate:



Technical data

Non-flush mountable

Operating distance S_n	2 mm
Operating distance min. / max. adjustable	0.5...3 mm
Electrical version	2-wire DC
Output function	NAMUR EN 60947-5-6
Type	KAS-40-6.5/20-N
Art.-No.	400 480
Operating voltage (U_B)	5...10 V DC
Output current active surface free	< Typ. 1.5 mA
Output current active surface covered	> Typ. 2.5 mA
Self-inductance (L)	390 mH
Self-capacitance (C)	210 nF
Permitted residual ripple max.	5%
Frequency of operating cycles max.	50 Hz
Permitted ambient temperature	-25...+70 °C
LED-display	-
Degree of protection IEC 60529	IP 67
Connection cable	2 m, PVC, 2 x 0.14 mm ²
Housing material	VA No. 1.4305
Active surface	PTFE (FDA 21 CFR 177.1550)
Lid	PTFE (FDA 21 CFR 177.1550)



Made in Germany

All specifications are subject to change without notice. (04/2013)



Capacitive Sensors Series 40 - NAMUR

Housing M 8 x 1

- Housing material: Stainless steel VA
- Sensing distance 0.2...2 mm adjustable, if used in connection with the switching amplifier TS-120...

Certificate:

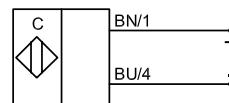
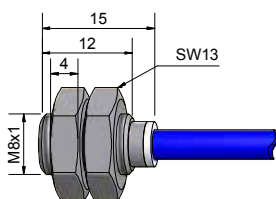


Technical data

Flush mountable

Operating distance S_n	1.5 mm
Operating distance min. / max. adjustable	0.2...2 mm
Electrical version	2-wire DC
Output function	NAMUR EN 60947-5-2
Type	KAS-40-M8/15-N
Art.-No.	405 150
Operating voltage (U_B)	5...10 V DC
Output current active surface free	< Typ. 1.5 mA
Output current active surface covered	> Typ. 2.5 mA
Self-inductance (L)	390 mH
Self-capacitance (C)	210 nF
Permitted residual ripple max.	5%
Frequency of operating cycles max.	50 Hz
Permitted ambient temperature	-25...+70 °C
LED-display	-
Degree of protection IEC 60529	IP 67
Connection cable	2 m, PUR, 2 x 0.14 mm ²
Housing material	VA No. 1.4305
Active surface	PTFE (FDA 21 CFR 177.1550)
Lid	PTFE (FDA 21 CFR 177.1550)

All specifications are subject to change without notice. (04/2013)



Made in Germany



Capacitive Sensors Series 40 - NAMUR

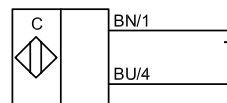
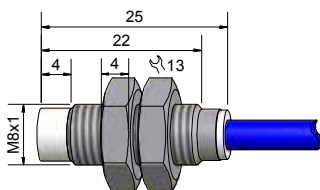
Housing M 8 x 1

- Housing material: Stainless steel VA
- Sensing distance 0.5...3 mm adjustable, if used in connection with the switching amplifier TS-120...

Certificate:



Technical data	Non-flush mountable
Operating distance S_n	2 mm
Operating distance min. / max. adjustable	0.5...3 mm
Electrical version	2-wire DC
Output function	NAMUR EN 60947-5-6
Type	KAS-40-M8/25-N
Art. No.	400 490
Operating voltage (U_B)	5...10 V DC
Output current active surface free	< Typ. 1.5 mA
Output current active surface covered	> Typ. 2.5 mA
Self-inductance (L)	390 mH
Self-capacitance (C)	210 nF
Permitted residual ripple max.	5 %
Frequency of operating cycles max.	50 Hz
Permitted ambient temperature	-25...+70 °C
LED-display	-
Degree of protection IEC 60529	IP 67
Connection cable	2 m, PUR, 2 x 0.14 mm ²
Housing material	VA No. 1.3405
Active surface	PTFE (FDA 21 CFR 177.1550)
Lid	PTFE (FDA 21 CFR 177.1550)



Made in Germany

All specifications are subject to change without notice. (04/2013)



Capacitive Sensors Series 40 - NAMUR

Housing Ø 10 mm

- Housing material: Stainless steel VA
- Sensing distance 1...4 mm adjustable, if used in connection with the switching amplifier TS-120...

Certificate:

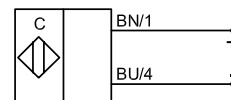
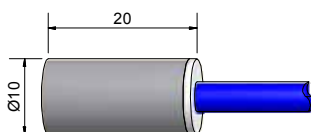


Technical data


Flush mountable

Operating distance S_n	2 mm
Operating distance min./max. adjustable	1...4 mm
Electrical version	2-wire DC
Output function	NAMUR EN 60947-5-6
Type	KAS-40-10/20-N
Art.-No.	KA 0313
Operating voltage (U_B)	5...10 V DC
Output current active surface free	< Typ. 1.5 mA
Output current active surface covered	> Typ. 2.5 mA
Self-inductance (L)	390 mH
Self-capacitance (C)	250 nF
Permitted residual ripple max.	5 %
Frequency of operating cycles max.	50 Hz
Permitted ambient temperature	-25...+70 °C
LED-display	-
Degree of protection IEC 60529	IP 67
Connection cable	2 m, PVC, 2 x 0.14 mm ²
Housing material	VA No. 1.4305
Active surface	PTFE (FDA 21 CFR 177.1550)
Lid	PTFE (FDA 21 CFR 177.1550)

All specifications are subject to change without notice. (04/2013)



Made in Germany



Capacitive Sensors Series 40 - NAMUR

Housing \varnothing 18 mm

- Housing material: Stainless steel VA
- Sensing distance 1...8 mm adjustable, if used in connection with the switching amplifier TS-120...

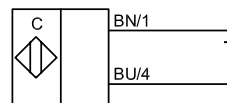
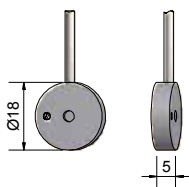
Certificate:



Technical data

Flush mountable

Operating distance S_n	5 mm
Operating distance min. / max. adjustable	1...8 mm
Electrical version	2-wire DC
Output function	NAMUR EN 60947-5-6
Type	KAS-40-18/5-N
Art.-No.	KA 0308
Operating voltage (U_B)	$U_B = 15$ V DC
Output current active surface free	< Typ. 1.5 mA
Output current active surface covered	> Typ. 2.5 mA
Self-inductance (L)	0.2 mH
Self-capacitance (C)	250 nF
Permitted residual ripple max.	5 %
Frequency of operating cycles max.	50 Hz
Permitted ambient temperature	-25...+70 °C
LED-display	-
Degree of protection IEC 60529	IP 67
Connection cable	2 m, PUR, 2 x 0.14 mm ²
Housing material	VA No. 1.4305
Active surface	Epoxy
Lid	-



Made in Germany

All specifications are subject to change without notice. (04/2013)



Capacitive Sensors Series 40 - NAMUR

Housing \varnothing 22 mm

- Housing material: Stainless steel
- Sensing distance 1...10 mm adjustable, if used in connection with the switching amplifier TS-120...

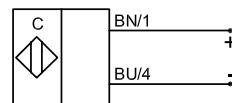
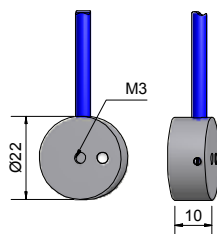
Certificate:



Technical data

Operating distance S_n	Flush mountable 6 mm
Operating distance min. / max. adjustable	1...10 mm
Electrical version	2-wire DC
Output function	NAMUR EN 60947-5-6
Type	KAS-40-22/10-N
Art.-No.	KA 0802
Operating voltage (U_B)	$U_i = 15$ V DC
Output current active surface free	< Typ. 1.5 mA
Output current active surface covered	> Typ. 2.5 mA
Self-inductance (L)	210 mH
Self-capacitance (C)	250 nF
Permitted residual ripple max.	5 %
Frequency of operating cycles max.	50 Hz
Permitted ambient temperature	-25...+70 °C
LED-display	-
Degree of protection IEC 60529	IP 67
Connection cable	2 m, PVC, 2 x 0.14 mm ²
Housing material	VA No. 1.4305
Active surface	PTFE (FDA 21 CFR 177.1550)
Lid	-

All specifications are subject to change without notice. (04/2013)



Made in Germany



Transistor Amplifier
Series - NPN
Series - PNP

- For connection to NAMUR - Sensors of Series 30 and 40
- Not permitted for use in Ex area

Sensor operating voltage $U_s \leq 6 \text{ V DC}$
 Operating current $I_s = 1 \dots 3 \text{ mA}$



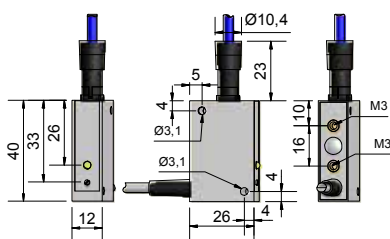
Plug pin connection
View: soldering side

Certificate:

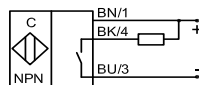


Technical data

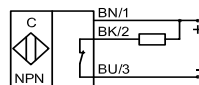
Electrical version	4-wire DC
Output	Antivalent (NO + NC)
Type NPN	TS-120-NPN-A
Art.-No.	500 150
Connection diagram No.	3
Type PNP	TS-120-PNP-A
Art.-No.	500 350
Connection diagram No.	6
Operating voltage (U_B)	10...35 V DC
Output current max. (I_o)	2 x 250 mA
Load current min.	-
Voltage drop max. (U_d)	$\leq 2.0 \text{ V}$
Permitted residual ripple max.	10 %
No-load current (I_o)	Typ. 10 mA
Frequency of operating cycles max.	2 kHz (dependend on Sensor)
Permitted ambient temperature	-25...+70 °C
LED-display	Green / yellow
Protective circuit	Built-in
Degree of protection IEC 60529	IP 65
Norm	EN 60947-5-2
Connection cable	2 m, PVC, 4 x 0.14 mm ²
Housing material	PA 6.6
Active surface	-
Lid	-



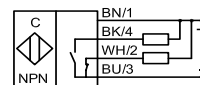
1



2



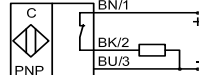
3



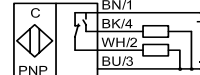
4



5



6



Made in Germany

All specifications are subject to change without notice. (04/2013)

HIGH TEMPERATURE SENSORS

	Pages
Sensors M 12 - M 22 useable from -25...+100 °C	154 - 156
Sensors M 30 - M 32 useable from -25...+100 °C	157 - 159
Sensors useable from -60...+160 °C	160 - 161



Capacitive Sensors

Series 80 - PNP

Housing M 12 x 1

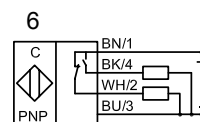
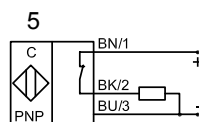
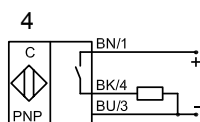
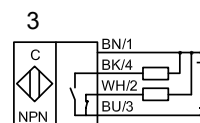
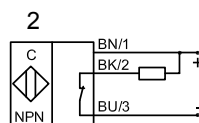
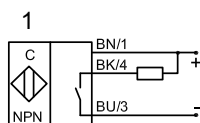
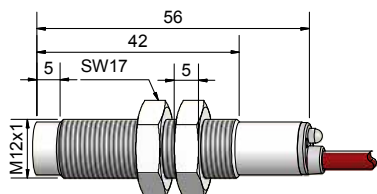
- Housing material: PTFE
- Useable for an ambient temperature up to +100 °C
- Sensing distance 0.5...10 mm adjustable

Certificate:



Technical data	Non-flush mountable
Operating distance S_n	4 mm
Operating distance min. / max. adjustable	0.5...10 mm
Electrical version	4-wire DC
Output function	Antivalent (NO + NC)
Type NPN	
Art.-No.	
Connection diagram No.	
Type PNP	
KAS-80-A22-A-K-PTFE-100°C	
Art.-No.	
800 757	
Connection diagram No.	
6	
Operating voltage (U_B)	10...35 V DC
Output current max. (I_o)	2 x 250 mA
Voltage drop max. (U_d)	≤ 2.0 V
Permitted residual ripple max.	10 %
No-load current (I_o)	Typ. 15 mA
Frequency of operating cycles max.	50 Hz
Permitted ambient temperature	-25...+100 °C
LED-display	Green / yellow
Protective circuit	Built-in
Degree of protection IEC 60529	IP 67*
Norm	EN 60947-5-2
Connection cable	2 m, Silicone, 4 x 0.14 mm ²
Housing material	PTFE (FDA 21 CFR 177.1550)
Active surface	PTFE (FDA 21 CFR 177.1550)
Lid	PA / PPO

* With sealed potentiometer screw



All specifications are subject to change without notice. (04/2013)



Capacitive Sensors
Series 70 - NPN
Series 80 - PNP



Housing M 12 x 1

- Housing material: PTFE
- Useable for an ambient temperature up to +100 °C
- Sensing distance 0.5...10 mm adjustable

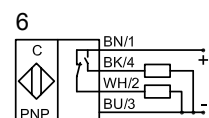
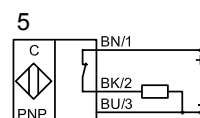
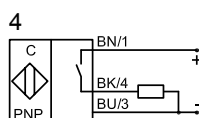
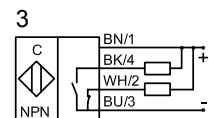
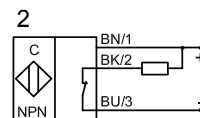
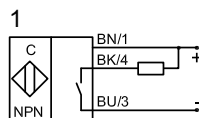
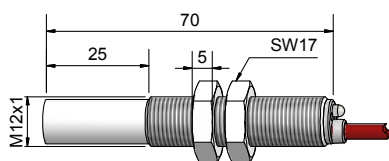
Certificate:



Technical data

	Non-flush mountable
Operating distance S_n	4 mm
Operating distance min. / max. adjustable	0.5...10 mm
Electrical version	4-wire DC
Output function	Antivalent (NO + NC)
Type NPN	KAS-70-14-A-M12-PTFE-100°C
Art.-No.	710 751
Connection diagram No.	3
Type PNP	KAS-80-14-A-M12-PTFE-100°C
Art.-No.	810 751
Connection diagram No.	6
Operating voltage (U_B)	10...35 V DC
Output current max. (I_o)	2 x 250 mA
Voltage drop max. (U_o)	≤ 2.0 V
Permitted residual ripple max.	10 %
No-load current (I_o)	Typ. 15 mA
Frequency of operating cycles max.	50 Hz
Permitted ambient temperature	-25...+100 °C
LED-display	Green / yellow
Protective circuit	Built-in
Degree of protection IEC 60529	IP 67*
Norm	EN 60947-5-2
Connection cable	2 m, Silicone, 4 x 0.14 mm ²
Housing material	PTFE (FDA 21 CFR 177.1550)
Active surface	PTFE (FDA 21 CFR 177.1550)
Lid	PA / PPO
Media optimized	Yes

* With sealed potentiometer screw



All specifications are subject to change without notice. (04/2013)



Capacitive Sensors Series 70 - NPN Series 80 - PNP

Housing M 22 x 1.5

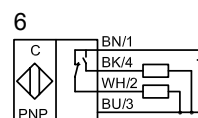
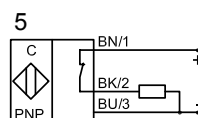
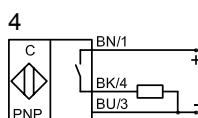
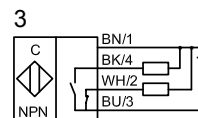
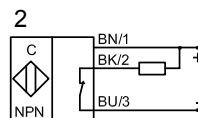
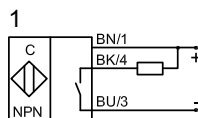
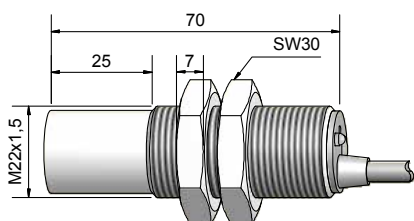
- Housing material: PTFE
- Useable for an ambient temperature up to +100 °C
- Sensing distance 0.5...20 mm adjustable

Certificate:



Technical data	Non-flush mountable
Operating distance S_n	12 mm
Operating distance min. / max. adjustable	0.5...20 mm
Electrical version	4-wire DC
Output function	Antivalent (NO + NC)
Type NPN	KAS-70-23-A-M22-PTFE-100°C
Art.-No.	712 910
Connection diagram No.	3
Type PNP	KAS-80-23-A-M22-PTFE-100°C
Art.-No.	812 910
Connection diagram No.	6
Operating voltage (U_B)	10...35 V DC
Output current max. (I_e)	2 x 250 mA
Voltage drop max. (U_d)	≤ 2.0 V
Permitted residual ripple max.	10 %
No-load current (I_o)	Typ. 15 mA
Frequency of operating cycles max.	50 Hz
Permitted ambient temperature	-25...+100 °C
LED-display	Green / yellow
Protective circuit	Built-in
Degree of protection IEC 60529	IP 67*
Norm	EN 60947-5-2
Connection cable	2 m, PVC, 4 x 0.34 mm ²
Housing material	PTFE (FDA 21 CFR 177.1550)
Active surface	PTFE (FDA 21 CFR 177.1550)
Lid	PA / PPO

* With sealed potentiometer screw



Made in Germany

All specifications are subject to change without notice. (04/2013)



Capacitive Sensors



Series 80 - PNP

Housing M 30 x 1.5

- Housing material: PTFE
- Useable for an ambient temperature up to +100 °C
- Sensing distance 1...30 mm adjustable

Certificate:



Technical data

Non-flush mountable

Operating distance S_n	15 mm
Operating distance min. / max. adjustable	1...30 mm
Electrical version	4-wire DC
Output function	Antivalent (NO + NC)

Type NPN

Art.-No.

Connection diagram No.

Type PNP

KAS-80-A24-A-K-PTFE-100°C

Art.-No.

808 410

Connection diagram No.

6

Operating voltage (U_B) 10...35 V DC

Output current max. (I_o) 2 x 250 mA

Voltage drop max. (U_o) ≤ 2.0 V

Permitted residual ripple max. 10 %

No-load current (I_o) Typ. 15 mA

Frequency of operating cycles max. 50 Hz

Permitted ambient temperature -25...+100 °C

LED-display Green / yellow

Protective circuit Built-in

Degree of protection IEC 60529 IP 67

Norm EN 60947-5-2

Connection cable 2 m, PVC, 4 x 0.5 mm²

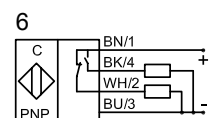
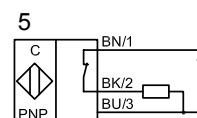
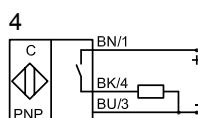
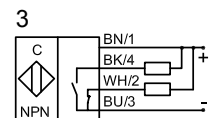
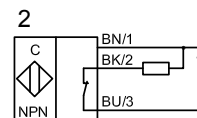
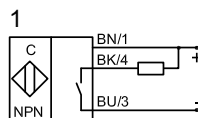
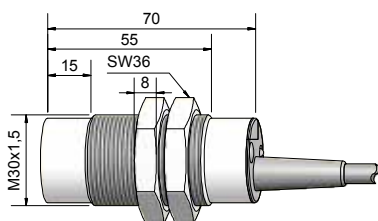
Housing material PTFE (FDA 21 CFR 177.1550)

Active surface PTFE (FDA 21 CFR 177.1550)

Lid PA / PPO

Media optimized Yes

All specifications are subject to change without notice. (04/2013)



Made in Germany



Capacitive Sensors
Series 70 - NPN
Series 80 - PNP



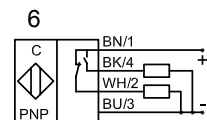
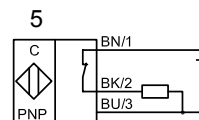
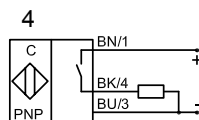
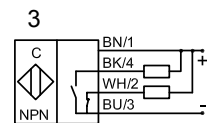
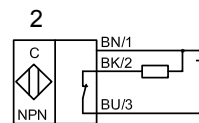
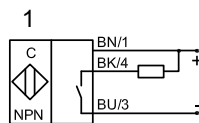
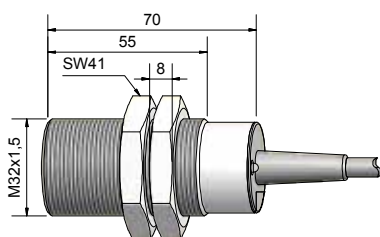
Housing M 32 x 1.5

- Housing material: PTFE
- Useable for an ambient temperature up to +100 °C
- Sensing distance 0.5...30 mm adjustable

Certificate:



Technical data	Flush mountable
Operating distance S_n	20 mm
Operating distance min. / max. adjustable	0.5...30 mm
Electrical version	4-wire DC
Output function	Antivalent (NO + NC)
Type NPN	KAS-70-30-A-M32-PTFE-100°C
Art.-No.	715 831
Connection diagram No.	3
Type PNP	KAS-80-30-A-M32-PTFE-100°C
Art.-No.	815 831
Connection diagram No.	6
Operating voltage (U_B)	10...35 V DC
Output current max. (I_o)	2 x 250 mA
Voltage drop max. (U_d)	≤ 2.0 V
Permitted residual ripple max.	10 %
No-load current (I_o)	Typ. 15 mA
Frequency of operating cycles max.	200 Hz
Permitted ambient temperature	-25...+100 °C
LED-display	Green / yellow
Protective circuit	Built-in
Degree of protection IEC 60529	IP 67
Norm	EN 60947-5-2
Connection cable	2 m, PVC, 4 x 0.5 mm ²
Housing material	PTFE (FDA 21 CFR 177.1550)
Active surface	PTFE (FDA 21 CFR 177.1550)
Lid	PA / PPO
Media optimized	Yes



Made in Germany

All specifications are subject to change without notice. (04/2013)



Capacitive Sensors
Series 70 - NPN
Series 80 - PNP



Housing M 32 x 1.5

- Housing material: PTFE
- Useable for an ambient temperature up to +100 °C
- Sensing distance 1...40 mm adjustable

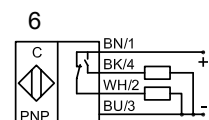
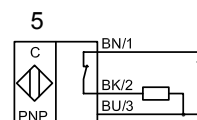
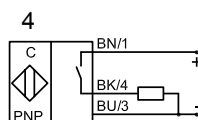
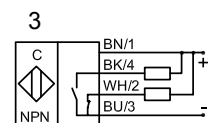
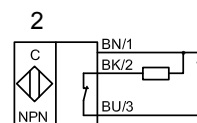
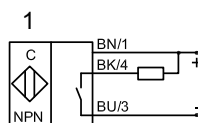
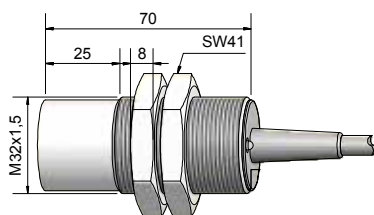
Certificate:



Technical data

	Non-flush mountable
Operating distance S_n	25 mm
Operating distance min./max. adjustable	1...40 mm
Electrical version	4-wire DC
Output function	Antivalent (NO + NC)
Type NPN	KAS-70-35-A-M32-PTFE-100°C
Art.-No.	719 255
Connection diagram No.	3
Type PNP	KAS-80-35-A-M32-PTFE-100°C
Art.-No.	819 255
Connection diagram No.	6
Operating voltage (U_b)	10...35 V DC
Output current max. (I_o)	2 x 250 mA
Voltage drop max. (U_o)	≤ 2.0 V
Permitted residual ripple max.	10 %
No-load current (I_o)	Typ. 15 mA
Frequency of operating cycles max.	50 Hz
Permitted ambient temperature	-25...+100 °C
LED-display	Green / yellow
Protective circuit	Built-in
Degree of protection IEC 60529	IP 67
Norm	EN 60947-5-2
Connection cable	2 m, PVC, 4 x 0.5 mm ²
Housing material	PTFE (FDA 21 CFR 177.1550)
Active surface	PTFE (FDA 21 CFR 177.1550)
Lid	PA / PPO
Media optimized	Yes

All specifications are subject to change without notice. (04/2013)



Made in Germany



Capacitive Sensors Series 2000 **quattro**³

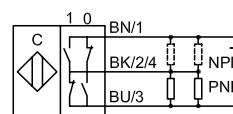
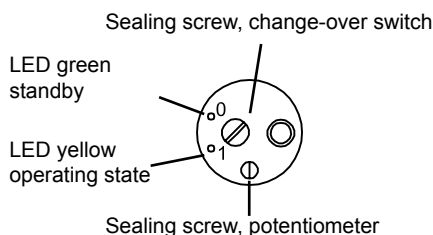
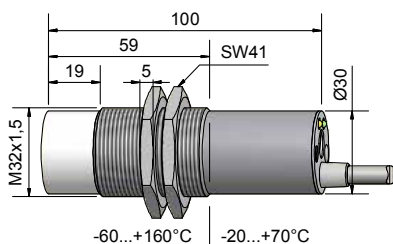
Housing M 32 x 1.5

- Housing material: Stainless steel VA
- For level control with a product temperature up to +160 °C
- Sensing distance 2...20 mm adjustable
- Multifunction sensor: NPN / PNP;
NO / NC function switchable

Certificate:



Technical data	Non-flush mountable
Operating distance S_n	15 mm
Operating distance min./max. adjustable	2...20 mm
Electrical version	3-wire DC
Output	NO / NC function switchable
Type NPN / PNP switchable	KAS-2000-34-M32-PTFE/V2A-160°C
Art.-No.	771 100
Operating voltage (U_B)	10...35 V DC
Output current max. (I_e)	400 mA
Voltage drop max. (U_d)	≤ 2.0 V
Permitted residual ripple max.	10 %
No-load current (I_o)	Typ. 15 mA
Frequency of operating cycles max.	50 Hz
Permitted ambient temperature	-60...+160 °C / -20...+70 °C
LED-display	Green & yellow
Protective circuit	Built-in
Degree of protection IEC 60529	IP 67
Norm	EN 60947-5-2
Connection cable	2 m, PUR, 3 x 0.75 mm ²
Housing material	VA No. 1.4305
Active surface	PTFE (FDA 21 CFR 177.1550)
Lid	PA / PPO



Made in Germany

All specifications are subject to change without notice. (04/2013)



Capacitive Sensors Series 2000 - **quattro**³

Housing M 32 x 1.5

- Housing material: PTFE
- For level control with a product temperature up to +160 °C
- Sensing distance 2...20 mm adjustable
- Multifunction sensor: NPN / PNP;
NO / NC function switchable

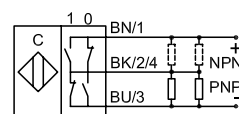
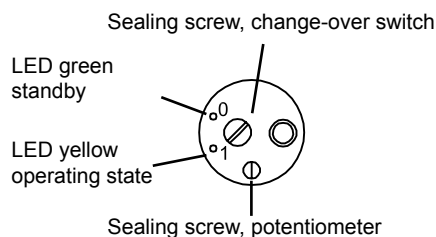
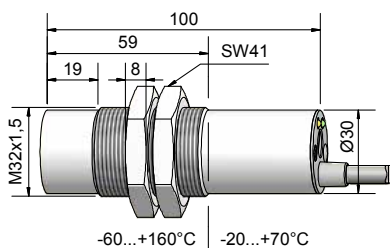
Certificate:



Technical data

	Non-flush mountable
Operating distance S_n	15 mm
Operating distance min. / max. adjustable	2...20 mm
Electrical version	3-wire DC
Output	NO / NC function switchable
Type NPN / PNP switchable	KAS-2000-35-M32-PTFE-160°C
Art.-No.	771 200
Operating voltage (U_B)	10...35 V DC
Output current max. (I_o)	400 mA
Voltage drop max. (U_d)	≤ 2.0 V
Permitted residual ripple max.	10 %
No-load current (I_o)	Typ. 15 mA
Frequency of operating cycles max.	50 Hz
Permitted ambient temperature	60...+160 °C / -20...+70 °C
LED-display	Green & yellow
Protective circuit	Built-in
Degree of protection IEC 60529	IP 67
Norm	EN 60947-5-2
Connection cable	2 m, PUR, 3 x 0.75 mm ²
Housing material	PTFE (FDA 21 CFR 177.1550)
Active surface	PTFE (FDA 21 CFR 177.1550)
Lid	PA / PPO

All specifications are subject to change without notice. (04/2013)



Made in Germany

All specifications are subject to change without notice. (04/2013)

HIGH TEMPERATURE SENSORS SERIES KS-KSA

	Pages
Accessories	163
Sensors M 18	164 - 165
Evaluation unit DC for sensors M 18	166
Sensors M 22 to M 32	167 - 169
Evaluation unit DC for sensors M 22 to M 32	170
Evaluation unit DC and sensors fix connected	171
Evaluation unit AC	172

For further high temperature sensors, please see our catalogue of our „KXS-Extreme“ series. These sensors can be used for applications with an ambient temperature up to +250 °C or +800 °C.

PLUG-IN CONNECTORS

For high temperature sensors with flange connector the following connection cables for connection of the evaluation unit KSA-250 and KSA-...-250-...-BB are available:

- Art.-No. 193300** **Plug-in connector with 2 m cable**
Art.-No. 193301 **Plug-in connector with 5 m cable**





Capacitive high temperature sensors KS Series 250-M18/...

Housing M 18 x 1

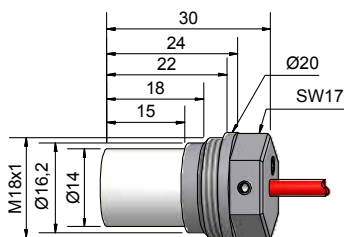
- For connection to capacitive evaluation units KSA-...-14-...-BB
- Housing material: Stainless steel VA
- Useable for an ambient temperature -200...+250 °C
- Sensing distance 0...5 mm adjustable at the evaluation unit

Certificate:



Technical data

Technical data	Non-flush mountable
Operating distance S_n	3 mm
Operating distance adjustable	0...5 mm
Type	KS-250-M18/30
Art.-No.	561 600
Permitted ambient temperature	-200...+250 °C
Enclosure rating IEC 60529	IP 67
Norm	EN 60947-5-2
Connection cable with plug-in connector	0.8 m FEP, Triax
Housing material	VA No. 1.4305
Active surface	PTFE (FDA 21 CFR 177.1550)



Made in Germany

All specifications are subject to change without notice. (04/2013)



Capacitive high temperature sensors KS Series 250-M18/...

Housing M 18 x 1

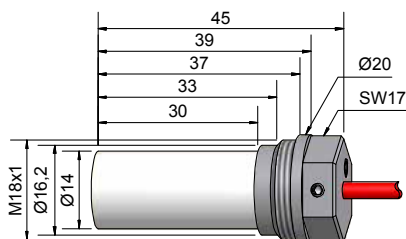
- For connection to capacitive evaluation units KSA-...-14-...-BB
- Housing material: Stainless steel VA
- Useable for an ambient temperature -200...+250 °C
- Sensing distance 0...5 mm adjustable at the evaluation unit

Certificate:



Technical data

Operating distance S_n	Non-flush mountable 3 mm
Operating distance adjustable	0...5 mm
Type	KS-250-M18/45
Art.-No.	561 650
Permitted ambient temperature	-200...+250° C
Enclosure rating IEC 60529	IP 67
Norm	EN 60947-5-2
Connection cable with plug-in connector	0.8 m FEP, Triax
Housing material	VA No. 1.4305
Active surface	PTFE (FDA 21 CFR 177.1550)



All specifications are subject to change without notice. (04/2013)

Made in Germany



Capacitive Evaluation Unit KSA
Series 70-14-...-BB - NPN
Series 80-14-...-BB - PNP

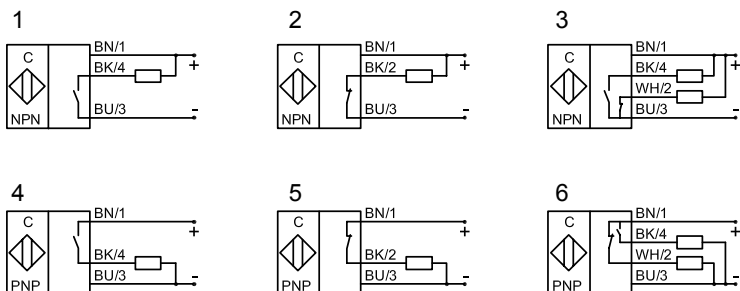
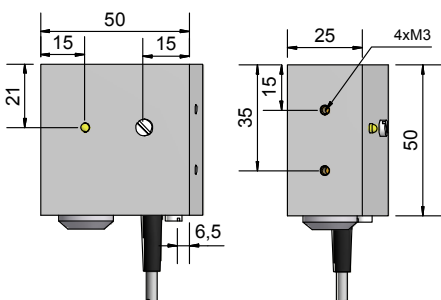
- Housing 50 x 50 x 25 mm
- For capacitive sensors KS-250-M18/...
 - Hysteresis adjustable

Certificate:



Technical data

Electrical version	3-wire DC	3-wire DC
Output function	Normally open (NO)	Normally closed (NC)
Type NPN	KSA-70-14-M18/30-S-BB	KSA-70-14-M18/30-Ö-BB
Art.-No.	563 100	563 300
Connection diagram No.	1	2
Type PNP	KSA-80-14-M18/30-S-BB	KSA-80-14-M18/30-Ö-BB
Art.-No.	563 500	563 700
Connection diagram No.	4	5
Operating voltage (U_B)	10...35 V DC	10...35 V DC
Output current max. (I_e)	400 mA	400 mA
Voltage drop max. (U_d)	≤ 2.5 V	≤ 2.5 V
Permitted residual ripple max.	10 %	10 %
No-load current (I_o)	Typ. 10 mA	Typ. 10 mA
Frequency of operating cycles max.	50 Hz	50 Hz
Permitted ambient temperature	-25...+70 °C	-25...+70 °C
LED-display	Yellow	Yellow
Protective circuit	Built-in	Built-in
Degree of protection IEC 60529	IP 67	IP 67
Norm	EN 60947-5-2	EN 60947-5-2
Connection cable	2 m PVC, 3 x 0.14 mm ²	2 m PVC, 3 x 0.14 mm ²
Housing material	PA	PA



Made in Germany

All specifications are subject to change without notice. (04/2013)



Capacitive high temperature sensors KS Series 250

Housing M 22 x 1.5

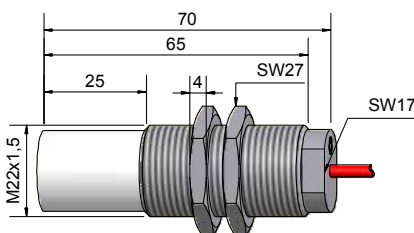
- For connection to capacitive evaluation units KSA-250 and KSA-....-250-...-BB
- Housing material: Stainless steel VA
- Useable for an ambient temperature -200...+250 °C
- Sensing distance 2...10 mm adjustable at the evaluation unit

Certificate:



Technical data	Non-flush mountable	Non-flush mountable
Operating distance S_n	6 mm	6 mm
Operating distance adjustable	2...10 mm	2...10 mm
Type	KS-250-M22	KS-250-M22, 5 m
Art.-No.	562 100	562 150
Permitted ambient temperature	-200...+250 °C	-200...+250 °C
Enclosure rating IEC 60529	IP 67	IP 67
Norm	EN 60947-5-2	EN 60947-5-2
Connection cable with plug-in connector	2 m FEP, Triax	5 m FEP, Triax
Housing material	VA No. 1.4305	VA No. 1.4305
Active surface	PTFE (FDA 21 CFR 177.1550)	PTFE (FDA 21 CFR 177.1550)

All specifications are subject to change without notice. (04/2013)



Made in Germany



Capacitive high temperature sensors KS Series 250

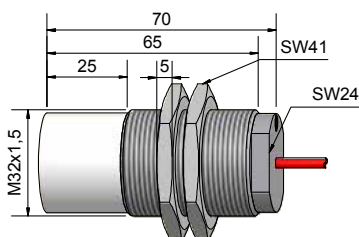
Housing M 32 x 1.5

- For connection to capacitive evaluation units KSA-250 and KSA-...-250-...-A-...
- Housing material: Stainless steel VA No. 1.4305
- Useable for an ambient temperature -200...+250 °C
- Sensing distance 3...20 mm adjustable at the evaluation unit

Certificate:



Technical data	Non-flush mountable	Non-flush mountable
Operating distance S_n	12 mm	12 mm
Operating distance adjustable	3...20 mm	3...15 mm
Type	KS-250-M32	KS-250-M32, 5 m
Art.-No.	562 500	562 510
Permitted ambient temperature	-200...+250 °C	-200...+250 °C
Enclosure rating IEC 60529	IP 67	IP 67
Norm	EN 60947-5-2	EN 60947-5-2
Connection cable with plug-in connector	2 m FEP, Triax	5 m FEP, Triax
Housing material	VA No. 1.4305	VA No. 1.4305
Active surface	PTFE (FDA 21 CFR 177.1550)	PTFE (FDA 21 CFR 177.1550)



Made in Germany

All specifications are subject to change without notice. (04/2013)



Capacitive high temperature sensors KS Series KS-250

Housing M 32 x 1.5

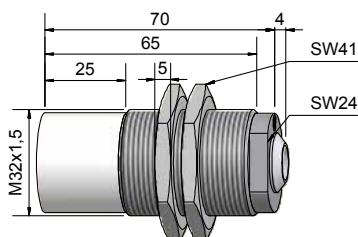
- For connection to capacitive evaluation units KSA-250 and KSA-...-250-...-A-...
- Housing material: Stainless steel VA
- Useable for an ambient temperature -200...+250 °C
- Sensing distance 3...20 mm adjustable at the evaluation unit
- Connection cable and plug-in connector is supplied with the sensor

Certificate:



Technical data	Non-flush mountable	Non-flush mountable
Operating distance S_n	12 mm	12 mm
Operating distance adjustable	3...20 mm	3...15 mm
Type	KS-250-M32-Y	KS-250-M32-Y, 5 m
Art.-No.	562 700	562 710
Permitted ambient temperature	-200...+250 °C	-200...+250 °C
Enclosure rating IEC 60529	IP 67	IP 67
Norm	EN 60947-5-2	EN 60947-5-2
Connection cable with plug-in connector	Triax socket and plug-in connector with 2 m FEP, Triax	Triax socket and plug-in connector with 5 m FEP, Triax
Housing material	VA No. 1.4305	VA No. 1.4305
Active surface	PTFE (FDA 21 CFR 177.1550)	PTFE (FDA 21 CFR 177.1550)

Connection cable available as spare part (see page 163)



All specifications are subject to change without notice. (04/2013)

Made in Germany



Capacitive Evaluation Unit KSA Series 70-250 - NPN Series 80-250 - PNP

Housing 75 x 47 x 30 mm

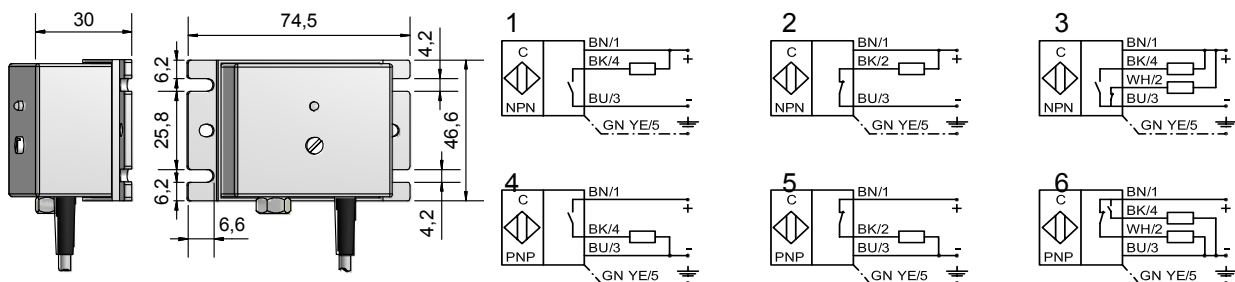
- For capacitive sensors KS-250-M32(-Y)

Certificate:



Technical data

Electrical version	5-wire DC	5-wire DC
Output function	Antivalent (NO + NC)	Antivalent (NO + NC)
Type NPN	KSA-70-250-A-M32-2m	KSA-70-250-A-M32-Y-2m
Art.-No.	AK 0003	AK 0007
Type PNP	KSA-70-250-A-M32-5m	KSA-70-250-A-M32-Y-5m
Art.-No.	AK 0004	AK 0008
Connection diagram No.	3	3
Type PNP	KSA-80-250-A-M32-2m	KSA-80-250-A-M32-Y-2m
Art.-No.	AK 0005	AK 0009
Type PNP	KSA-80-250-A-M32-5m	KSA-80-250-A-M32-Y-5m
Art.-No.	AK 0006	AK 0010
Connection diagram No.	6	6
Operating voltage (U_B)	10...35 V DC	10...35 V DC
Output current max. (I_o)	2 x 250 mA	2 x 250 mA
Voltage drop max. (U_d)	< 2.5 V	< 2.5 V
Permitted residual ripple max.	10 %	10 %
No-load current (I_o)	Typ. 15 mA	Typ. 15 mA
Frequency of operating cycles max.	50 Hz	50 Hz
Permitted ambient temperature	-25...+70 °C	-25...+70 °C
LED-display	Green / yellow	Green / yellow
Protective circuit	Built-in	Built-in
Degree of protection IEC 60529	IP 65	IP 65
Norm	EN 60947-5-2	EN 60947-5-2
Connection cable	2 m PVC, 5 x 0.34 mm ²	2 m PVC, 5 x 0.34 mm ²
Housing material	PA	PA



Made in Germany

All specifications are subject to change without notice. (04/2013)



Capacitive high temperature sensor with evaluation unit
Series 70-250 - NPN
Series 80-250 - PNP

- Housing Sensor M 32 x 1,5 / evaluation unit 75 x 47 x 30 mm
- Evaluation unit and sensor firmly connected via FEP cable with 2 m in length.
 - Sensing distance 2...20 mm adjustable
 - Sensor useable for an ambient temperature -200...+250 °C

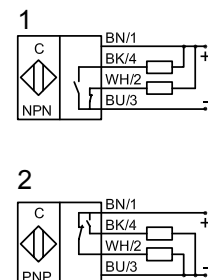
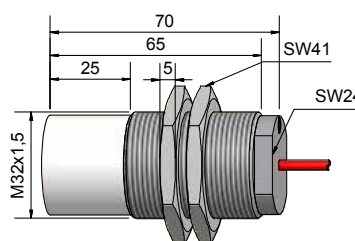
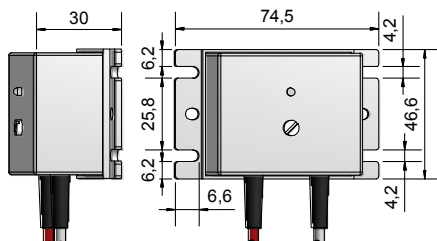
Certificate:



Technical data

	Non-flush mountable
Operating distance S_n	12 mm
Operating distance adjustable	3...20 mm
Electrical version	4-wire DC
Output function	Antivalent (NO + NC)
Type NPN	KS-250-M32 2,0 m & KSA-70-250-A
Art.-No.	AKK 002
Connection diagram No.	1
Type PNP	KS-250-M32 2,0 m & KSA-80-250-A
Art.-No.	AKK 001
Connection diagram No.	2
Operating voltage (U_B)	10...35 V DC
Output current max. (I_o)	2 x 250 mA
Voltage drop max. (U_o)	< 2.5 V
Permitted residual ripple max.	10 %
No-load current (I_o)	Typ. 15 mA
Frequency of operating cycles max.	50 Hz
Permitted ambient temperature (evaluation unit)	-25...+70 °C
Permitted ambient temperature (sensor)	-200...+250 °C
LED-display	Green / yellow
Protective circuit	Built-in
Degree of protection IEC 60529 (evaluation unit)	IP 65
Degree of protection IEC 60529 (sensor)	IP 67
Norm	EN 60947-5-2
Connection cable	2 m PUR, 4 x 0.14 mm ²
Housing material (evaluation unit)	PA
Housing material (sensor)	VA No. 1.4305
Active surface	PTFE (FDA 21 CFR 177.1550)

All specifications are subject to change without notice. (04/2013)



Made in Germany



Capacitive Evaluation Unit - KSA Series 250 - 115V / 230V AC

Housing 40 x 70 x 110 mm

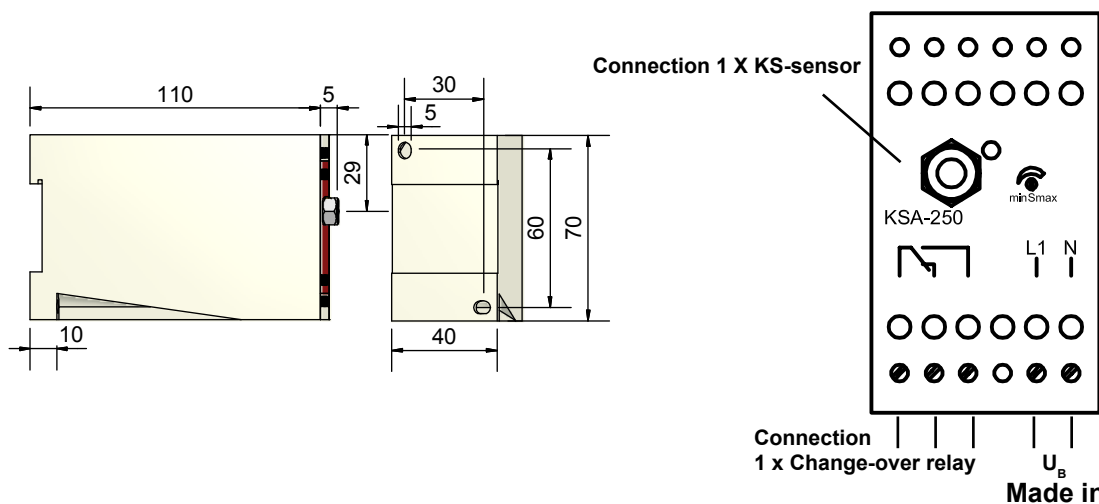
- For capacitive sensors KS-250-M22...M32

Certificate:
















Technical data

Output function	1 x change-over contact	1 x change-over contact
Type	KSA-250 for 2 m	KSA-250 for 2 m
Art.-No.	560 101	560 100
Type	KSA-250 for 5 m	KSA-250 for 5 m
Art.-No.	560 106	560 102
Operating voltage (U _B)	90...130 V AC	200...250 V AC
Contact rating each relay max.	250 V / 6 A / 500 VA	250 V / 6 A / 500 VA
Power consumption	Typ. 3.5 VA	Typ. 3.5 VA
Permitted ambient temperature	-20...+60 °C	-20...+60 °C
LED-display	Yellow	Yellow
Protective circuit	Built-in	Built-in
Degree of protection IEC 60529	IP 20	IP 20
Norm	EN 60947-5-2	EN 60947-5-2
Connection	Screw terminals and Triax-socket	Screw terminals and Triax-socket
Housing material	ABS	ABS



All specifications are subject to change without notice. (04/2013)

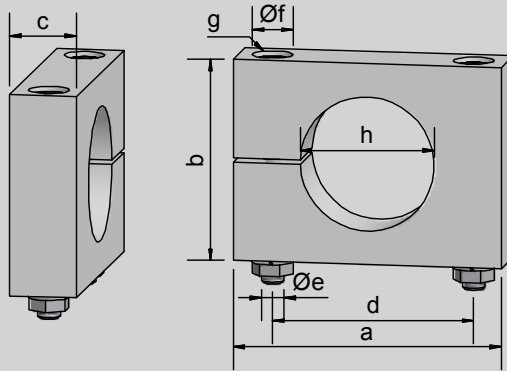
FEMALE CONNECTORS

Sensor Type	Female connector		Article No.	LED Green/ yellow	IP	Connection [mm ²]	Cable- length [m]	Sensor + Length [mm]	Version Connector
	No.	Fig.							
pnp/npn	9		191500	-	67	4 x 0.75/ Pg 9 clampable	-	28	Y3, Y5 antivalent
AC/DC	9a		191550	-	67	4 x 0.75/ Pg 9 clampable	-	28	Y1
pnp/npn	16a		191910	-	67	4 x 0.34	5	17	Y3, Y5
pnp/npn	18		192000	-	67	3 x 0.34	5	35	Y3, Y5
pnp	21		192150	+	67	3 x 0.34	5	18	Y3, Y5
npn	22		192200						
pnp/npn	36		192900	-	67	4 x 0.25	5	31	Y3, Y5 antivalent
pnp/npn	38		193000	-	67	4 x 0.25	5	17	Y3, Y5 antivalent
pnp/npn	45		193210	-	67	3 x 0.25	5	29	Y7, Y8
pnp	46		193220	+	67	3 x 0.25	5	12	Y7, Y8
pnp/npn	47		193230	-					
pnp/npn	49a		193345	-	68	5 x 0.25	2	20	Y10
pnp/npn AC/DC	50		193350	-	67	5 x 0.25	2	18	Y1, Y9
pnp/npn	57a		193385		67	4 x 0.34	5	18	Y3, Y5 antivalent
NAMUR	58a		193386		67	2 x 0.34	5	18	Y3, Y5

All specifications are subject to change without notice. (04/2013)

MOUNTING BLOCKS

Dimension:



Art.-No.	Block No.	Ø Sensor [mm]	a	b	c	d	Ø e	Ø f	g	Ø h	Nuts
190150	131	10	30	20	10	20	4.3	8	4.5	10	M4
190200	132	11	30	20	10	20	4.3	8	4.5	11	M4
190250	133	20	45	30	15	30	5.3	9	6	20	M5
190300	134	22	45	30	15	30	5.3	9	6	22	M5
190350	135	30	60	45	15	45	5.3	9	6	30	M5
190400	136	32	60	45	15	45	5.3	9	6	32	M5
190450	137	34	60	45	15	45	5.3	9	6	34	M5
190030	138	40	80	65	15	65	5.3	9	6	40	M5
190050	139	50	80	65	15	65	5.3	9	6	50	M5
190100	140	64	95	80	15	80	5.3	9	6	64	M5

Dimensions „a” to „h” in mm, Material PA

All specifications are subject to change without notice. (04/2013)

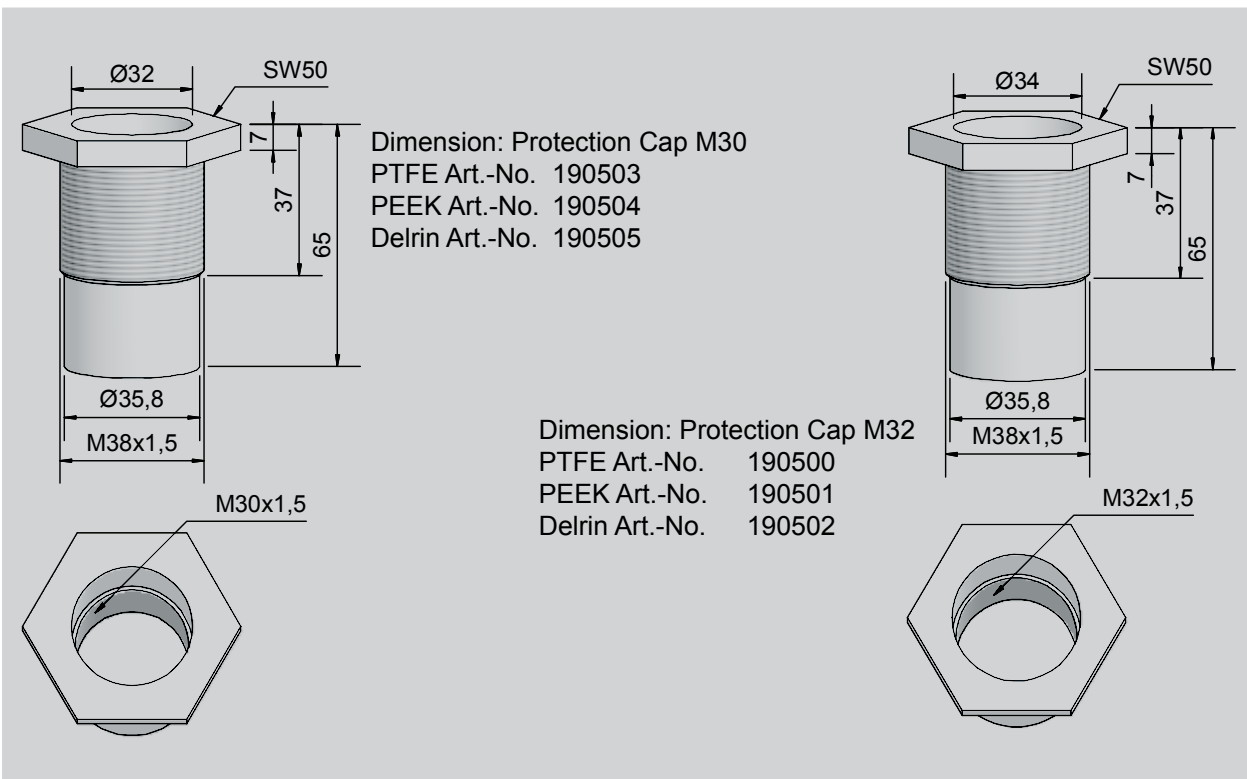
PROTECTION CAPS AND PROTECTION SETS

Example: Protection Caps M30 / M32 PTFE




PROTECTION CAP

The PTFE protection cap (PEEK and Delrin are also available) is designed for applications where the detected material is highly abrasive, e.g. granules. It is a protection cap for the front face of the sensor. Where there is damage due to abrasion one only has to change the protection cap and the sensor remains on good condition.



Example: Protection Set M32



PROTECTION SET

The PTFE protection set M 32 x 1.5 consists of an internally threaded cover, a Pg9-screwing for cable entry and a rubber gasket between the cover and the sensor. This protection cover serves as improvement to the degree of protection, against infiltration of liquids, for example in applications where the sensor is totally immersed in liquids. The resistance of the material still needs to be checked.

The thread of the sensor has to be sealed, for example with PTFE sealing-tape. The protection cover has to be screwed totally up to the end, and then the Pg-screw has to be fixed.

Protection Set M18 Art.-No. 196305
 Protection Set M30 Art.-No. 196302
 Protection Set M32 Art.-No. 196301

All specifications are subject to change without notice. (04/2013)




Sensor holder for tube mounting

- Housing material PP or PTFE
- Sensor holder for optimal tube mounting, e. g. for level control on bypass tubes
- Mechanically very solid
- Suitable for sensors in M18 x 1 (H-M18...) or M30 x 1.5 (H-M30...) body

Art.-No.	Description	Material	Connection
196310	H-M30-1"-PP	PP	1" Tube
196311	H-M30-3/4"-PP	PP	3/4" Tube
196312	H-M30-1/2"-PP	PP	1/2" Tube
196313	H-M18-1/2"-PP	PP	1/2" Tube
196314	H-M18-6.5-PP	PP	D. 6.5 Tube
196315	H-M18-5.0-PP	PP	D. 5.0 Tube
196316	H-M30-1"-PTFE	PTFE	1" Tube
196317	H-M30-3/4"-PTFE	PTFE	3/4" Tube
196318	H-M30-1/2"-PTFE	PTFE	1/2" Tube
196319	H-M18-1/2"-PTFE	PTFE	1/2" Tube
196320	H-M18-6.5-PTFE	PTFE	D. 6.5 Tube
196321	H-M18-5.0-PTFE	PTFE	D. 5.0 Tube
196325	H-M32-3/4"-PP	PP	3/4" Tube



Holder for Sensor M30 - tube 3/4", PTFE



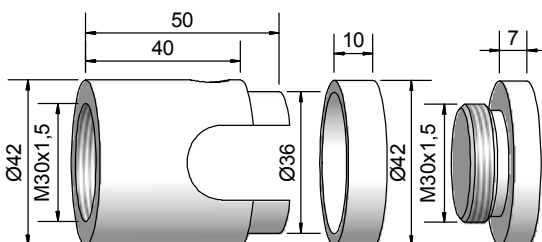
Holder for Sensor M30 - tube D 5.0, Nylon



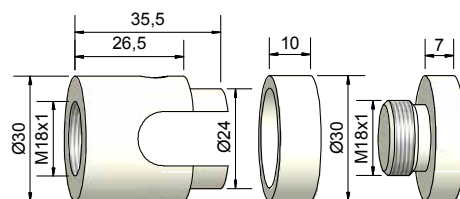
Holder for Sensor M18 - tube D.6.5, Nylon

Dimensions

H-M30-3/4"(1/2")...



H-M18-6.5(5.0)...



All specifications are subject to change without notice. (04/2013)

NORMS

The products of Rechner Industrie-Elektronik GmbH are designed and checked in accordance with the standards and specifications, DIN - VDE - IEC, for electric and electronic instruments. For new and revised products the newest standards are always used.

Effective standards for proximity switches and sensors:

IEC 947-5-2 Low-voltage switchgear and controlgear

Control circuit devices and switching elements - proximity switches

EN 60947-5-6 Low-voltage switchgear and controlgear Part 5

Control circuit devices and switching elements, proximity sensors - DC interface for proximity sensors and switching amplifiers (NAMUR)

International Standards

IEC 947-5-2 Low-voltage switchgear and controlgear Part 5

Control circuit devices and switching elements - Section 2, proximity switches

Draft IEC 61934

Control circuit devices and switching elements DC interface for proximity sensors and switching amplifiers (NAMUR)

Standards On Explosion Protection

DIN EN 60079-0

Explosive atmospheres - Part 0: Equipment - General requirements

DIN EN 60079-10

Explosive atmospheres - Part 10-1: Classification of areas - Explosive gas atmospheres

DIN EN 60079-11

Explosive atmospheres - Part 11: Equipment protection by intrinsic safety „i“

DIN EN 60079-15

Electrical apparatus for potentially explosive gas atmospheres - Part 15: construction, test and marking of type of protection “n” electrical apparatus

DIN EN 60079-18

Electrical apparatus for potentially explosive gas atmospheres - Part 18: Construction, test and marking of type of protection encapsulation “m” electrical apparatus

EN 60079-14

Electrical apparatus for potentially explosive gas environments.
Classification of hazardous areas (mines excepted).

NORMS

Norms for quality assurance (QS)

DIN ISO 9000-9004 (EN 29000-29 004)

Quality assurance (QA) for products and services

DIN ISO 9001

Quality assurance in design/development, production, installation and servicing

DIN ISO 9002

Quality assurance in production

DIN ISO 9003

Quality assurance for final testing only

DIN ISO 9004

Quality management and elements of a quality management system

RECHNER Industrie-Elektronik-GmbH is certified according to DIN ISO 9001:2008.

CE - Marking

The CE marking represents the manufacturer's confirmation that the identified product conforms to applicable standards and directives throughout Europe.

The following regulations apply to the RECHNER products.

2004/108/EG

EMC Directive (EN 60 947-5-2)

2006/95/EG

Low-voltage Directive (compare with VDE 0160, product standard EN 60947-5-2)

Directive 94/9/EG

Equipment and Protection Systems designed for use in potentially explosive environments

RECHNER Industrie-Elektronik GmbH certifies the conformity of its products with each of the applicable directives in a Manufacturer's Declaration. In addition RECHNER has a laboratory accredited by DAkkS for testings according to IEC/EN 60947-5-2 and also an accredited EMC laboratory.

All specifications are subject to change without notice. (04/2013)

SPECIFICATION FOR EXPLOSION PROTECTION

	European Union	North America			
Division of Hazards	Explosive mixtures in Group 1: mines susceptible to fire damp Group 2: areas other than mines	Explosive mixtures of air with CLASS I: Gases and vapours CLASS II: Dust CLASS III: Fibers			
Ignition Hazards due to Sparks	Classification of the protection types intrinsic safety/ flame-proof enclosure according to minimum ignition current/limit gap with reference to the minimum ignition energy of representative gases: Group I Methane Group IIA Propane Group IIB Ethylene Group IIC Hydrogen, Acetylene This classification also partially applies to the type of protection „n“ (zone 2 equipment)	Division of CLASS according to ignition energy: CLASS I Group A Acetylene B Hydrogen C Ethylene D Methane CLASS II Group E Metal dust F Coal dust G Grain dust CLASS III No grouping			
Ignition Hazards due to Hot Surfaces	Classification into temperature according to IEC 79-8 for maximum surface temperatures at an ambient temperature of 40 °C under failure conditions: T1 ≤ 450 °C T2 ≤ 300 °C T3 ≤ 200 °C T4 ≤ 135 °C T5 ≤ 100 °C T6 ≤ 85 °C				
Division of Hazardous Areas	The following are classified according to the probability of the occurrence of an explosive atmosphere: <table style="width: 100%; border-collapse: collapse;"> <tr> <td style="width: 50%; vertical-align: top;"> For gases, fumes and vapours: (EN 60079-10) Zone 0 constant or long term 1 occasional 2 rare and short term for dusts: (EN 1127-1) Zone 20 constant or long term or frequent 21 occasional 22 short term or accumulation or layers of dust </td> <td style="width: 5%; text-align: center; vertical-align: middle;">}</td> <td style="width: 45%; vertical-align: top;"> for gases and dusts } Division 1 } Division 2 </td> </tr> </table> Note (see IEC 79-10): constant or long term > 1000 h/year, occasionally represents 10...1000 h/year, rare or short term < 10h/year		For gases, fumes and vapours: (EN 60079-10) Zone 0 constant or long term 1 occasional 2 rare and short term for dusts: (EN 1127-1) Zone 20 constant or long term or frequent 21 occasional 22 short term or accumulation or layers of dust	}	for gases and dusts } Division 1 } Division 2
For gases, fumes and vapours: (EN 60079-10) Zone 0 constant or long term 1 occasional 2 rare and short term for dusts: (EN 1127-1) Zone 20 constant or long term or frequent 21 occasional 22 short term or accumulation or layers of dust	}	for gases and dusts } Division 1 } Division 2			
Safety data	For the ratings of combustible gases and vapours as a basis for classification according to ignition energy, ignition temperature and flash point, see: Redeker, Nabert, Schön/Safety Ratings of Combustible Gases and Vapours	NFPA 497 M CSA Nr. C22-1			
Certification Authorities	PTB Physikalisch-Technische Bundesanstalt DEKRA EXAM formerly DMT, BVS BASEEFA British Approvals Service for Electrical Equipment in Flammable Atmosphere and others	UL Underwriters Laboratories, USA FM Factory Mutual Research, USA CSA Canadian Standards Association ETL Electrical Testing Laboratories			
Installation Requirements	DIN EN 60079-14 (VDE 0165 Part 1) for explosive gas environments DIN EN 50281-1-2 (VDE 0165 Part 2) for environments with flammable dust	NFPA 70 National Electrical Code Art. 500 NFPA 493 Standard for Intrinsically safe operations...			

All specifications are subject to change without notice. (04/2013)

TYPE SELECTION IN ARTICLE NUMBER ORDER

Art.-No.	Description	Page	Art.-No.	Description	Page
190030	Mounting block PA No. 138 40D	174	560101	KSA-250 for 2m 90...130 V AC	172
190050	Mounting block PA No. 139 50D	174	560102	KSA-250 for 5m 200...250 V AC	172
190100	Mounting block PA No. 140 64D	174	560106	KSA-250 for 5m 90...130 V AC	172
190150	Mounting block PA No. 131 10D	174	561600	KS-250-M18/30	164
190200	Mounting block PA No. 132 11D	174	561650	KS-250-M18/45	165
190250	Mounting block PA No. 133 20D	174	562100	KS-250-M22	167
190300	Mounting block PA No. 134 22D	174	562150	KS-250-M22, 5 m	167
190350	Mounting block PA No. 135 30D	174	562500	KS-250-M32	168
190400	Mounting block PA No. 136 32D	174	562510	KS-250-M32, 5 m	168
190450	Mounting block PA No. 137 34D	174	562700	KS-250-M32-Y	169
190500	Protection cover M32 PTFE	175	562710	KS-250-M32-Y, 5 m	169
190501	Protection cover M32 PEEK	175	563100	KSA-70-14-M18/30-S-BB	166
190502	Protection cover M32 Delrin	175	563300	KSA-70-14-M18/30-Ö-BB	166
190503	Protection cover M30 PTFE	175	563500	KSA-80-14-M18/30-S-BB	166
190504	Protection cover M30 PEEK	175	563700	KSA-80-14-M18/30-Ö-BB	166
190505	Protection cover M30 Delrin	175	700150	KAS-70-A12-A	19
191500	Female connector No. 9	173	700724	KAS-70-A12-A-Y5	20
191550	Female connector No. 9A	173	700735	KAS-70-A22-A	23
191910	Female connector No. 16a	173	700745	KAS-70-A22-A-K-PTFE	25
192000	Female connector No. 18	173	700800	KAS-70-A13-A	26
192150	Female connector No. 21	173	701000	KAS-70-A13-A-K	29
192200	Female connector No. 22	173	701981	KAS-70-A13-A-Y5	27
192900	Female connector No. 36	173	703200	KAS-70-A23-A	32
193000	Female connector No. 38	173	703561	KAS-70-A23-A-K-PTFE	35
193210	Female connector No. 45	173	704091	KAS-70-A23-A-Y5	33
193220	Female connector No. 46	173	705200	KAS-70-A14-A	49
193230	Female connector No. 47	173	705400	KAS-70-A14-A-Y5	50
193345	Female connector No. 49a	173	705600	KAS-70-A14-A-K	53
193350	Female connector No. 50	173	708000	KAS-70-A24-A	56
193385	Female connector No. 57a	173	708200	KAS-70-A24-A-Y5	57
193386	Female connector No. 58a	173	708400	KAS-70-A24-A-K	59
196301	Sealing set M32/PTFE	175	710751	KAS-70-14-A-M12-PTFE-100°C	155
196302	Sealing set M30/PTFE	175	711600	KAS-70-20-A	37
196305	Sealing set M18/PTFE	175	712800	KAS-70-23-A	36
196310	H-M30-1"-PP	176	712900	KAS-70-23-A-M22-PTFE	42
196311	H-M30-3/4"-PP	176	712910	KAS-70-23-A-M22-PTFE-100°C	156
196312	H-M30-1/2"-PP	176	713400	KAS-70-23-A-M22	41
196313	H-M18-1/2"-PP	176	713600	KAS-70-23-S-M22	41
196314	H-M18-6.5-PP	176	714200	KAS-70-30-A	43
196315	H-M18-5.0-PP	176	714400	KAS-70-30-A-Y5	44
196316	H-M30-1"-PTFE	176	714600	KAS-70-30-S	43
196317	H-M30-3/4"-PTFE	176	715800	KAS-70-30-A-M32	63
196318	H-M30-1/2"-PTFE	176	715830	KAS-70-30-A-K-M32-PTFE	71
196319	H-M18-1/2"-PTFE	176	715831	KAS-70-30-A-M32-PTFE-100°C	158
196320	H-M18-6.5-PTFE	176	716000	KAS-70-30-A-M32-Y5	64
196321	H-M18-5.0-PTFE	176	716200	KAS-70-30-S-M32	63
196325	H-M32-3/4"-PP	176	718555	KAS-70-34-A-M32-PTFE/V2A-Y5	74
400100	KAS-40-A11-N	116	718600	KAS-70-34-S-M32-PTFE/V2A	73
400200	KAS-40-A12-N	121	719000	KAS-70-35-A	46
400250	KAS-40-A22-N	123	719200	KAS-70-35-A-Y5	47
400300	KAS-40-A13-N	127	719255	KAS-70-35-A-M32-PTFE-100°C	159
400350	KAS-40-A23-N	129	719400	KAS-70-35-S	46
400400	KAS-40-A14-N	135	720200	KAS-70-35-A-M32	77
400450	KAS-40-A24-N	137	720300	KAS-70-35-A-M32-PTFE	83
400480	KAS-40-6.5/20-N	146	720400	KAS-70-35-A-M32-Y5	78
400490	KAS-40-M8/25-N	148	720600	KAS-70-35-S-M32	77
400600	KAS-40-14-N	120	724500	KAS-70-37-A	84
400705	KAS-40-14-N-M12, 5m	125	725300	KAS-70-38-A	86
400900	KAS-40-14-N-M12-PTFE	126	725510	KAS-70-50-A-Y5	88
401000	KAS-40-20-N	131	728100	KAS-70-61-A	89
401500	KAS-40-24-N-M22-PTFE	132	770100	KAS-2000-A14	52
401600	KAS-40-30-N	133	770200	KAS-2000-A24	58
401700	KAS-40-30-N-M32	140	770600	KAS-2000-A30-M32	67
402000	KAS-40-35-N	134	770603	KAS-2000-A30-M32-Y3	68
402100	KAS-40-35-N-M32	142	770800	KAS-2000-35-M32	79
402300	KAS-40-35-N-M32-PTFE	143	770802	KAS-2000-35-M32-Y3	80
402400	KAS-40-34-N-M32-PTFE/V2A	141	771000	KAS-2000-34-M32-PTFE/V2A	75
403600	KAS-40-A24-IL	139	771100	KAS-2000-34-M32-PTFE/V2A-160°C	160
405150	KAS-40-M8/15-N	147	771200	KAS-2000-35-M32-PTFE-160°C	161
406110	KAS-40-22/10-N-PTFE	118	800130	KAS-80-A21-S-Y7	17
406120	KAS-40-22/10-N	117	800150	KAS-80-A12-A	19
500150	TS-120-NPN-A	152	800200	KAS-80-A12-S	19
500350	TS-120-PNP-A	152	800400	KAS-80-A12-IL	21
560100	KSA-250 for 2m 200...250 V AC	172	800724	KAS-80-A12-A-Y5	20

All specifications are subject to change without notice. (04/2013)

TYPE SELECTION IN ARTICLE NUMBER ORDER

Art.-No.	Description	Page	Art.-No.	Description	Page
800735	KAS-80-A22-A	23	901800	KAS-90-30-S-M32	69
800736	KAS-80-A22-A-Y5	24	901900	KAS-90-30-Ö-M32	69
800745	KAS-80-A22-A-K-PTFE	25	902100	KAS-90-32-S	48
800750	KAS-80-A22-S	23	902200	KAS-90-32-Ö	48
800757	KAS-80-A22-A-K-PTFE-100°C	154	902400	KAS-90-32-S-M32	81
800800	KAS-80-A13-A	26	902500	KAS-90-32-Ö-M32	81
801000	KAS-80-A13-A-K	29	903200	KAS-90-34-S-M32-PTFE/MS	72
801020	KAS-80-A13-A-K-PTFE	31	903300	KAS-90-34-Ö-M32-PTFE/MS	72
801200	KAS-80-A13-S	26	903400	KAS-90-34-S-M32-PTFE/V2A	76
801600	KAS-80-A13-IL	28	903500	KAS-90-34-Ö-M32-PTFE/V2A	76
801981	KAS-80-A13-A-Y5	27	903600	KAS-90-37-S	85
803200	KAS-80-A23-A	32	903700	KAS-90-37-Ö	85
803561	KAS-80-A23-A-K-PTFE	35	904000	KAS-90-38-S	87
803600	KAS-80-A23-S	32	904100	KAS-90-38-Ö	87
804091	KAS-80-A23-A-Y5	33	930200	KAS-1000-30-M32	70
805200	KAS-80-A14-A	49	930400	KAS-1000-32-M32	82
805400	KAS-80-A14-A-Y5	50	945000	KAS-1000-A14-K	55
805600	KAS-80-A14-A-K	53	945100	KAS-1000-A24-K	62
806000	KAS-80-A14-S	49	AK0003	KSA-70-250-A-M32-2m	170
806400	KAS-80-A14-IL	51	AK0004	KSA-70-250-A-M32-5m	170
807200	KAS-80-A14-S-K	53	AK0005	KSA-80-250-A-M32-2m	170
808000	KAS-80-A24-A-Y5	56	AK0006	KSA-80-250-A-M32-5m	170
808200	KAS-80-A24-A	57	AK0007	KSA-70-250-A-M32-Y-2m	170
808400	KAS-80-A24-A-K	59	AK0008	KSA-70-250-A-M32-Y-5m	170
808410	KAS-80-A24-A-K-PTFE-100°C	157	AK0009	KAS-80-250-A-M32-Y-2m	170
808600	KAS-80-A24-A-K-Y5	60	AK0010	KSA-80-250-A-M32-Y-5m	170
809600	KAS-80-A24-S-K	59	AKK001	KS-250-M32 2,0 m & KSA-80-250-A	171
810751	KAS-80-14-A-M12-PTFE-100°C	155	AKK002	KS-250-M32 2,0 m & KSA-70-250-A	171
811600	KAS-80-20-A	37	KA0040	KAS-70-10-A	18
811800	KAS-80-20-S	37	KA0041	KAS-70-34-A-M32-PTFE/V2A	73
812200	KAS-80-20-IL	38	KA0045	KAS-80-10-A	18
812800	KAS-80-23-A	36	KA0084	KAS-80-A24-A-StEx-N	96
812900	KAS-80-23-A-M22-PTFE	42	KA0085	KAS-70-A24-A-StEx-N	96
812910	KAS-80-23-A-M22-PTFE-100°C	156	KA0086	KAS-80-35-A-M32-StEx-N	98
813400	KAS-80-23-A-M22	41	KA0087	KAS-80-35-S-M32-StEx-N	98
813600	KAS-80-23-S-M22	41	KA0089	KAS-70-35-A-M32-StEx-N	98
814200	KAS-80-30-A	43	KA0090	KAS-70-35-S-M32-StEx-N	98
814400	KAS-80-30-A-Y5	44	KA0092	KAS-80-34-A-G1"-StEx-N	103
814600	KAS-80-30-S	43	KA0093	KAS-80-35-A-K-M32-PTFE-StEx-N	101
815800	KAS-80-30-A-M32	63	KA0094	KAS-40-34-N-M32-StEx-N	94
815830	KAS-80-30-A-KM32-PTFE	71	KA0095	KAS-40-A24-N-StEx-N	92
815831	KAS-80-30-A-KM32-PTFE-100°C	158	KA0142	KAS-80-A12-A-K-PTFE	22
816000	KAS-80-30-A-M32-Y5	64	KA0264	KAS-80-26-A-PTFE-1"-StEx-N	107
816200	KAS-80-30-S-M32	63	KA0272	KAS-80-20-A-M22	40
816600	KAS-80-30-IL-M32	65	KA0273	KAS-70-20-A-M22	40
816700	KAS-80-30-IL-M32-Y5	66	KA0308	KAS-40-18/5-N	150
818540	KAS-80-34-A-M32-PTFE/V2A	73	KA0313	KAS-40-10/20-N	149
818555	KAS-80-34-A-M32-PTFE/V2A-Y5	74	KA0356	KAS-80-34-A-M32-StEx-N	99
818600	KAS-80-34-A-M32-PTFE/V2A	73	KA0377	KAS-80-34-35/100-PTFE/VA-StEx-N	105
819000	KAS-80-35-A	46	KA0527	KAS-80-A23-A-Y5-3D	111
819200	KAS-80-35-A-Y5	47	KA0557	KAS-40-A14-N-Y5	136
819255	KAS-80-35-A-M32-PTFE-100°C	159	KA0558	KAS-40-A24-N-Y5	138
819400	KAS-80-35-S	46	KA0559	KAS-40-A13-N-Y5	128
820200	KAS-80-35-A-M32	77	KA0560	KAS-40-A23-N-Y5	130
820300	KAS-80-35-A-M32-PTFE	83	KA0561	KAS-40-A12-N-Y5	122
820400	KAS-80-35-A-M32-Y5	78	KA0562	KAS-40-A22-N-Y5	124
820600	KAS-80-35-S-M32	77	KA0610	KAS-80-35-A-M32-Y5-3D	113
824500	KAS-80-37-A	84	KA0655	KAS-80-26-A-PTFE-1"-Y5-StEx-N	108
825300	KAS-80-38-A	86	KA0736	KAS-80-A11-S-Y7	16
825400	KAS-80-38-S	86	KA0799	KAS-80-A13-A-K-PTFE-Y3-3G	110
825510	KAS-80-50-A-Y5	88	KA0802	KAS-40-22/10-N	151
828100	KAS-80-61-A	89	KA0819	KAS-80-34-A-M32-Y5-StEx-N	100
900100	KAS-90-A13-S	30	KA0824	KAS-70-26-A-PTFE-1"-StEx-N	107
900200	KAS-90-A13-Ö	30	KA0849	KAS-80-34-A-M32-PTFE/V2A-Y5-3D	112
900300	KAS-90-A23-S	34	KA0863	KAS-70-A24-A-Y5-StEx-N	97
900400	KAS-90-A23-Ö	34	KA0864	KAS-80-A24-A-Y5-StEx-N	97
900500	KAS-90-A14-S	54	KA0867	KAS-80-35-A-K-M32-PTFE-Y5-StEx-N	102
900600	KAS-90-A14-Ö	54	KA0868	KAS-80-34-A-G1"-Y5-StEx-N	104
900800	KAS-90-A24-S	61	KA0869	KAS-80-34-35/100-PTFE/VA-Y5-StEx-N	106
900900	KAS-90-A24-Ö	61	KA0870	KAS-40-A24-N-Y5-StEx-N	93
901100	KAS-90-20-S	39	KA0871	KAS-40-34-N-M32-Y5-StEx-N	95
901200	KAS-90-20-Ö	39			
901500	KAS-90-30-S	45			
901600	KAS-90-30-Ö	45			

All specifications are subject to change without notice. (04/2013)

TYPE SELECTION IN TYPE DESCRIPTION ORDER

Description	Art.-No.	Page	Description	Art.-No.	Page
Female connector No. 16a	191910	173	KAS-40-A24-N-Y5	KA0558	138
Female connector No. 18	192000	173	KAS-40-A24-N-Y5-StEx-N	KA0870	93
Female connector No. 21	192150	173	KAS-40-M8/15-N	405150	147
Female connector No. 22	192200	173	KAS-40-M8/25-N	400490	148
Female connector No. 36	192900	173	KAS-70-10-A	KA0040	18
Female connector No. 38	193000	173	KAS-70-14-A-M12-PTFE-100°C	710751	155
Female connector No. 45	193210	173	KAS-70-20-A	711600	37
Female connector No. 46	193220	173	KAS-70-20-A-M22	KA0273	40
Female connector No. 47	193230	173	KAS-70-23-A	712800	36
Female connector No. 49a	193345	173	KAS-70-23-A-M22	713400	41
Female connector No. 50	193350	173	KAS-70-23-A-M22-PTFE	712900	42
Female connector No. 57a	193385	173	KAS-70-23-A-M22-PTFE-100°C	712910	156
Female connector No. 58a	193386	173	KAS-70-23-S-M22	713600	41
Female connector No. 9	191500	173	KAS-70-26-A-PTFE-1"-StEx-N	KA0824	107
Female connector No. 9A	191550	173	KAS-70-30-A	714200	43
H-M18-1/2"-PP	196313	176	KAS-70-30-A-K-M32-PTFE	715830	71
H-M18-1/2"-PTFE	196319	176	KAS-70-30-A-M32	715800	63
H-M18-5.0-PP	196315	176	KAS-70-30-A-M32-PTFE-100°C	715831	158
H-M18-5.0-PTFE	196321	176	KAS-70-30-A-M32-Y5	716000	64
H-M18-6.5-PP	196314	176	KAS-70-30-A-Y5	714400	44
H-M18-6.5-PTFE	196320	176	KAS-70-30-S	714600	43
H-M30-1"-PP	196310	176	KAS-70-30-S-M32	716200	63
H-M30-1"-PTFE	196316	176	KAS-70-34-A-M32-PTFE/V2A	KA0041	73
H-M30-1/2"-PP	196312	176	KAS-70-34-A-M32-PTFE/V2A-Y5	718555	74
H-M30-1/2"-PTFE	196318	176	KAS-70-34-S-M32-PTFE/V2A	718600	73
H-M30-3/4"-PP	196311	176	KAS-70-35-A	719000	46
H-M30-3/4"-PTFE	196317	176	KAS-70-35-A-M32	720200	77
H-M32-34"-PP	196325	176	KAS-70-35-A-M32-PTFE	720300	83
KAS-1000-30-M32	930200	70	KAS-70-35-A-M32-PTFE-100°C	719255	159
KAS-1000-32-M32	930400	82	KAS-70-35-A-M32-StEx-N	KA0089	98
KAS-1000-A14-K	945000	55	KAS-70-35-A-M32-Y5	720400	78
KAS-1000-A24-K	945100	62	KAS-70-35-A-Y5	719200	47
KAS-2000-34-M32-PTFE/V2A	771000	75	KAS-70-35-S	719400	46
KAS-2000-34-M32-PTFE/V2A-160°C	771100	160	KAS-70-35-S-M32	720600	77
KAS-2000-35-M32	770800	79	KAS-70-35-S-M32-StEx-N	KA0090	98
KAS-2000-35-M32-PTFE-160°C	771200	161	KAS-70-37-A	724500	84
KAS-2000-35-M32-Y3	770802	80	KAS-70-38-A	725300	86
KAS-2000-A14	770100	52	KAS-70-50-A-Y5	725510	88
KAS-2000-A24	770200	58	KAS-70-61-A	728100	89
KAS-2000-A30-M32	770600	67	KAS-70-A12-A	700150	19
KAS-2000-A30-M32-Y3	770603	68	KAS-70-A12-A-Y5	700724	20
KAS-40-10/20-N	KA0313	149	KAS-70-A13-A	700800	26
KAS-40-14-N	400600	120	KAS-70-A13-A-K	701000	29
KAS-40-14-N-M12, 5m	400705	125	KAS-70-A13-A-Y5	701981	27
KAS-40-14-N-M12-PTFE	400900	126	KAS-70-A14-A	705200	49
KAS-40-18/5-N	KA0308	150	KAS-70-A14-A-K	705600	53
KAS-40-20-N	401000	131	KAS-70-A14-A-Y5	705400	50
KAS-40-22/10-N	406120	117	KAS-70-A22-A	700735	23
KAS-40-22/10-N	KA0802	151	KAS-70-A22-A-K-PTFE	700745	25
KAS-40-22/10-N-PTFE	406110	118	KAS-70-A23-A	703200	32
KAS-40-24-N-M22-PTFE	401500	132	KAS-70-A23-A-K-PTFE	703561	35
KAS-40-30-N	401600	133	KAS-70-A23-A-Y5	704091	33
KAS-40-30-N-M32	401700	140	KAS-70-A24-A	708000	56
KAS-40-34-N-M32-PTFE/V2A	402400	141	KAS-70-A24-A-K	708400	59
KAS-40-34-N-M32-StEx-N	KA0094	94	KAS-70-A24-A-StEx-N	KA0085	96
KAS-40-34-N-M32-Y5-StEx-N	KA0871	95	KAS-70-A24-A-Y5	708200	57
KAS-40-35-N	402000	134	KAS-70-A24-A-Y5-StEx-N	KA0863	97
KAS-40-35-N-M32	402100	142	KAS-80-10-A	KA0045	18
KAS-40-35-N-M32-PTFE	402300	143	KAS-80-14-A-M12-PTFE-100°C	810751	155
KAS-40-6.5/20-N	400480	146	KAS-80-20-A	811600	37
KAS-40-A11-N	400100	116	KAS-80-20-A-M22	KA0272	40
KAS-40-A12-N	400200	121	KAS-80-20-IL	812200	38
KAS-40-A12-N-Y5	KA0561	122	KAS-80-20-S	811800	37
KAS-40-A13-N	400300	127	KAS-80-23-A	812800	36
KAS-40-A13-N-Y5	KA0559	128	KAS-80-23-A-M22	813400	41
KAS-40-A14-N	400400	135	KAS-80-23-A-M22-PTFE	812900	42
KAS-40-A14-N-Y5	KA0557	136	KAS-80-23-A-M22-PTFE-100°C	812910	156
KAS-40-A22-N	400250	123	KAS-80-23-S-M22	813600	41
KAS-40-A22-N-Y5	KA0562	124	KAS-80-26-A-PTFE-1"-StEx-N	KA0264	107
KAS-40-A23-N	400350	129	KAS-80-26-A-PTFE-1"-Y5-StEx-N	KA0655	108
KAS-40-A23-N-Y5	KA0560	130	KAS-80-30-A	814200	43
KAS-40-A24-IL	403600	139	KAS-80-30-A-KM32-PTFE	815830	71
KAS-40-A24-N	400450	137	KAS-80-30-A-KM32-PTFE-100°C	815831	158
KAS-40-A24-N-StEx-N	KA0095	92	KAS-80-30-A-M32	815800	63

All specifications are subject to change without notice. (04/2013)

TYPE SELECTION IN TYPE DESCRIPTION ORDER

Description	Art.-No.	Page	Description	Art.-No.	Page
KAS-80-30-A-M32-Y5	816000	64	KAS-90-30-Ö	901600	45
KAS-80-30-A-Y5	814400	44	KAS-90-30-Ö-M32	901900	69
KAS-80-30-IL-M32	816600	65	KAS-90-30-S	901500	45
KAS-80-30-IL-M32-Y5	816700	66	KAS-90-30-S-M32	901800	69
KAS-80-30-S	814600	43	KAS-90-32-Ö	902200	48
KAS-80-30-S-M32	816200	63	KAS-90-32-Ö-M32	902500	81
KAS-80-34-35/100-PTFE/VA-StEx-N	KA0377	105	KAS-90-32-S	902100	48
KAS-80-34-35/100-PTFE/VA-Y5-StEx-N	KA0869	106	KAS-90-32-S-M32	902400	81
KAS-80-34-A-G1"-StEx-N	KA0092	103	KAS-90-34-Ö-M32-PTFE/MS	903300	72
KAS-80-34-A-G1"-Y5-StEx-N	KA0868	104	KAS-90-34-Ö-M32-PTFE/V2A	903500	76
KAS-80-34-A-M32-PTFE/V2A	818540	73	KAS-90-34-S-M32-PTFE/MS	903200	72
KAS-80-34-A-M32-PTFE/V2A	818600	73	KAS-90-34-S-M32-PTFE/V2A	903400	76
KAS-80-34-A-M32-PTFE/V2A-Y5	818555	74	KAS-90-37-Ö	903700	85
KAS-80-34-A-M32-PTFE/V2A-Y5-3D	KA0849	112	KAS-90-37-S	903600	85
KAS-80-34-A-M32-StEx-N	KA0356	99	KAS-90-38-Ö	904100	87
KAS-80-34-A-M32-Y5-StEx-N	KA0819	100	KAS-90-38-S	904000	87
KAS-80-35-A	819000	46	KAS-90-A13-Ö	900200	30
KAS-80-35-A-K-M32-PTFE-StEx-N	KA0093	101	KAS-90-A13-S	900100	30
KAS-80-35-A-K-M32-PTFE-Y5-StEx-N	KA0867	102	KAS-90-A14-Ö	900600	54
KAS-80-35-A-M32	820200	77	KAS-90-A14-S	900500	54
KAS-80-35-A-M32-PTFE	820300	83	KAS-90-A23-Ö	900400	34
KAS-80-35-A-M32-PTFE-100°C	819255	159	KAS-90-A23-S	900300	34
KAS-80-35-A-M32-StEx-N	KA0086	98	KAS-90-A24-Ö	900900	61
KAS-80-35-A-M32-Y5	820400	78	KAS-90-A24-S	900800	61
KAS-80-35-A-M32-Y5-3D	KA0610	113	KS-250-M18/30	561600	164
KAS-80-35-A-Y5	819200	47	KS-250-M18/45	561650	165
KAS-80-35-S	819400	46	KS-250-M22	562100	167
KAS-80-35-S-M32	820600	77	KS-250-M22, 5 m	562150	167
KAS-80-35-S-M32-StEx-N	KA0087	98	KS-250-M32	562500	168
KAS-80-37-A	824500	84	KS-250-M32 2,0 m & KSA-70-250-A	AKK002	171
KAS-80-38-A	825300	86	KS-250-M32 2,0 m & KSA-80-250-A	AKK001	171
KAS-80-38-S	825400	86	KS-250-M32, 5 m	562510	168
KAS-80-50-A-Y5	825510	88	KS-250-M32-Y	562700	169
KAS-80-61-A	828100	89	KS-250-M32-Y, 5 m	562710	169
KAS-80-A11-S-Y7	KA0736	16	KSA-250 for 2m 200...250 V AC	560100	172
KAS-80-A12-A	800150	19	KSA-250 for 2m 90...130 V AC	560101	172
KAS-80-A12-A-K-PTFE	KA0142	22	KSA-250 for 5m 200...250 V AC	560102	172
KAS-80-A12-A-Y5	800724	20	KSA-250 for 5m 90...130 V AC	560106	172
KAS-80-A12-IL	800400	21	KSA-70-14-M18/30-Ö-BB	563300	166
KAS-80-A12-S	800200	19	KSA-70-14-M18/30-S-BB	563100	166
KAS-80-A13-A	800800	26	KSA-70-250-A-M32-2m	AK0003	170
KAS-80-A13-A-K	801000	29	KSA-70-250-A-M32-5m	AK0004	170
KAS-80-A13-A-K-PTFE	801020	31	KSA-70-250-A-M32-Y-2m	AK0007	170
KAS-80-A13-A-K-PTFE-Y3-3G	KA0799	110	KSA-70-250-A-M32-Y-5m	AK0008	170
KAS-80-A13-A-Y5	801981	27	KSA-80-14-M18/30-Ö-BB	563700	166
KAS-80-A13-IL	801600	28	KSA-80-14-M18/30-S-BB	563500	166
KAS-80-A13-S	801200	26	KSA-80-250-A-M32-2m	AK0005	170
KAS-80-A14-A	805200	49	KSA-80-250-A-M32-5m	AK0006	170
KAS-80-A14-A-K	805600	53	KSA-80-250-A-M32-Y-2m	AK0009	170
KAS-80-A14-A-Y5	805400	50	KSA-80-250-A-M32-Y-5m	AK0010	170
KAS-80-A14-IL	806400	51	Mounting block PA No. 131 10D	190150	174
KAS-80-A14-S	806000	49	Mounting block PA No. 132 11D	190200	174
KAS-80-A14-S-K	807200	53	Mounting block PA No. 133 20D	190250	174
KAS-80-A21-S-Y7	800130	17	Mounting block PA No. 134 22D	190300	174
KAS-80-A22-A	800735	23	Mounting block PA No. 135 30D	190350	174
KAS-80-A22-A-K-PTFE	800745	25	Mounting block PA No. 136 32D	190400	174
KAS-80-A22-A-K-PTFE-100°C	800757	154	Mounting block PA No. 137 34D	190450	174
KAS-80-A22-A-Y5	800736	24	Mounting block PA No. 138 40D	190030	174
KAS-80-A22-S	800750	23	Mounting block PA No. 139 50D	190050	174
KAS-80-A23-A	803200	32	Mounting block PA No. 140 64D	190100	174
KAS-80-A23-A-K-PTFE	803561	35	Protection cover M30 Delrin	190505	175
KAS-80-A23-A-Y5	804091	33	Protection cover M30 PEEK	190504	175
KAS-80-A23-A-Y5-3D	KA0527	111	Protection cover M30 PTFE	190503	175
KAS-80-A23-S	803600	32	Protection cover M32 Delrin	190502	175
KAS-80-A24-A	808200	57	Protection cover M32 PEEK	190501	175
KAS-80-A24-A-K	808400	59	Protection cover M32 PTFE	190500	175
KAS-80-A24-A-K-PTFE-100°C	808410	157	Sealing set M18/PTFE	196305	175
KAS-80-A24-A-K-Y5	808600	60	Sealing set M30/PTFE	196302	175
KAS-80-A24-A-StEx-N	KA0084	96	Sealing set M32/PTFE	196301	175
KAS-80-A24-A-Y5	808000	56	TS-120-NPN-A	500150	152
KAS-80-A24-A-Y5-StEx-N	KA0864	97	TS-120-PNP-A	500350	152
KAS-80-A24-S-K	809600	59			
KAS-90-20-Ö	901200	39			
KAS-90-20-S	901100	39			

All specifications are subject to change without notice. (04/2013)

SENSORS FOR INDUSTRIAL AUTOMATION

**ASK FOR FURTHER CATALOGUES:
CAPACITIVE SENSORS KAS
CAPACITIVE SENSORS KXS
CAPACITIVE LEVEL MEASURING SYSTEMS
INDUCTIVE SENSORS IAS
MAGNETO RESISTIVE SENSORS
OPTOELECTRONIC SENSORS
FLOW SENSORS
CONDUCTIVITY SENSORS
ATEX CERTIFIED PRODUCTS
POWER SUPPLIES AND EX BARRIERS**

YOUR REPRESENTATIVE

RECHNER INDUSTRIE-ELEKTRONIK GmbH

Gaußstraße 8-10 • 68623 Lampertheim • Germany

Tel. (0 62 06) 50 07-0 Fax (0 62 06) 50 07-36 Fax Intl. +49 (0) 62 06 50 07-20 www.rechner-sensors.com e-mail: info@rechner-sensors.de

CANADA

Rechner Automation Inc
348 Bronte St. South - Unit 11
Milton, ON L9T 5B6

Tel. 9056360866
Fax. 9056360867
contact@rechner.com
www.rechner.com

GREAT BRITAIN

Rechner (UK) Limited
Unit 6, The Old Mill
61 Reading Road
Pangbourne, Berks, RG8 7HY

Tel. +44 118 976 6450
Fax. +44 118 976 6451
info@rechner-sensors.co.uk
www.rechner-sensors.co.uk

PEOPLE'S REPUBLIC OF CHINA

RECHNER SENSORS SIP CO.LTD.
Building H,
No. 58, Yang Dong Road
Suzhou Industrial Park
Jiangsu Province

Tel. +8651267242858
Fax. +8651267242868
assist@rechner-sensor.cn
www.rechner-sensor.cn

REPUBLIC OF KOREA (SOUTH)

Rechner-Korea Co. Ltd.
A-1408 Ho,
Keumgang Penterium IT Tower,
Hakeuro 282, Dongan-gu
Anyang City, Gyunggi-do, Seoul

Tel. +82 31 422 8331
Fax. +82 31 423 83371
sensor@rechner.co.kr
www.rechner.co.kr

UNITED STATES OF AMERICA

Rechner Electronics Ind. Inc.
6311 Inducon Corporate Drive,
Suite 5
Sanborn, NY. 14132

Tel. 8005444106
Fax. 9056360867
contact@rechner.com
www.rechner.com

ITALY

Rechner Italia srl
Via della Beverara 13/A
40131 Bologna
Italy

Tel. +39-(0)51-6350752
Fax. +39-(0)51-6346741
info@rechneritalia.it
www.rechneritalia.it