



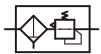
AIR LINE SERVICE UNIT - FILTER REGULATOR SERIES

Operation specification and Flow characteristics

CHELIC PNEUMATIC



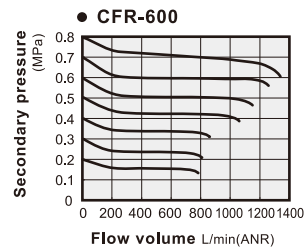
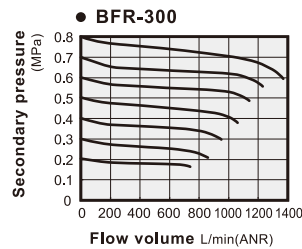
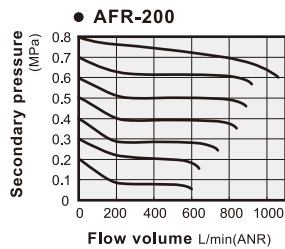
Symbol :



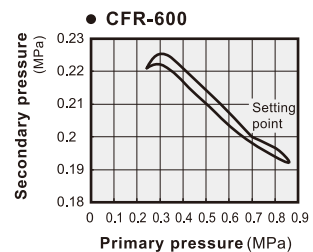
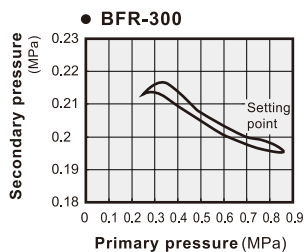
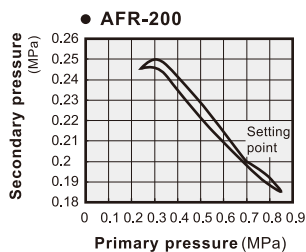
Specifications

Item	Model	AFR-150 (200)	BFR-200 (300)	CFR-400 (600)
Fluid		Air		
Port Size	Rc	1/8", (1/4")	1/4", (3/8")	1/2 , (3/4")
Filter grade		5 μm		
Pressure range	kgf/cm ² (kpa)	0.5~8.5 (50~850)		
Max. pressure	kgf/cm ² (kpa)	9.5 (950)		
Ambient and fluid temperature	°C	5~60		
Drain holding capacity	cc	15	60	100
Weight	kg	0.26	0.46	1.15
Material	Body	Aluminum die-casted		
	Bowl	Polycarbonate		

Flow characteristics



Pressure characteristics





AIR LINE SERVICE UNIT - FILTER REGULATOR SERIES

Order expression / Bowls type and Pressure gauge

CHELIC PNEUMATIC

How to order

AFR - 200 - G - BG - A - F1 - PG 10A - L2 - Bracket

Model ① Port size ② Thread type ③ Bowl ④ Plug connector ⑤ Pressure gauge ⑥ Max. adjustable pressure ⑦ Bracket ⑧

Model	Code	150	200	300	400	600	
Model	Port size	1/8	1/4	3/8	1/2	3/4	
	Port connection	AFR	●	●			
		BFR		●	●		
		CFR				●	●

※ FILTER REGULATOR series
AFR : Mini type series
BFR : Middle type series
CFR : Big type series

None	G	N
RC	G type	NPT
●	●	●
●	●	●
●	●	●

None	Other bowl type
PC (Short bowl)	option
Bowl guard (standard)	option
Bowl guard (standard)	option

※ Please see the below table in detail.

None	-F1
Manual drain cock	option
	option

※ Please see the below table in detail.

PG-10A : Pressure gauge (option) ※ For A series

PG-20A : Pressure gauge (option) ※ For B, C series

None	standard
L1	8.5 kg/cm ² (AC Series)
L2	2 kg/cm ² (AC Series)
L4	4 kg/cm ² (AC,BC Series)

※ For A, B series

None : With Bracket (Standard)

■ Bowl and Drain cock type ← ④

○ With plug connector-F1 ← ⑤

A series ④

Bowl type	PC bowl		Bowl guard	
	Manual drain cock	Differential pressure	Manual drain cock	Differential pressure
Model	None	-A	-BG	-BG-A
AFR-150	●(standard)	●(option)	●(option)	●(option)
AFR-200	●(standard)	●(option)	●(option)	●(option)

B,C series ④

Bowl type	Bowl guard		
	Manual drain cock	Semi-Automatic	Auto drain
Model	-H	-S	-A
BFR-200	●(standard)	●(option)	●(option)
BFR-300	●(standard)	●(option)	●(option)
CFR-400	●(standard)	●(option)	●(option)
CFR-600	●(standard)	●(option)	●(option)

A series ⑤

A series Explanation	—	●(option)	—	●(option)
		Note1 (Outside connector)		Note1 (Outside connector)

B,C series ⑤

B,C series Explanation	●(option)	●(option)	●(option)

🔍 Note : 1. A series are outside plug connector, others are inside plug connector ; please refer to P.04 auto drain construction.
2. (standard) : Standard accessory ; (option) : Optional accessory

Pressure gauge ⑥

Pressure gauge		Model					
Code	Model	AFR-150	AFR-200	BFR-200	BFR-300	CFR-400	CFR-600
PG10A	PG-10A	●(option)	●(option)	—	—	—	—
PG20A	PG-20A	—	—	●(option)	●(option)	●(option)	●(option)

NC
F.R.L.
COMBINATIONS

NFC
F.R.L.
COMBINATIONS

PSN-10,30,41
PRESSURE
SWITCH

NFR
FILTER
REGULATOR

MFR
MIST FILTER
REGULATOR

MFRD
MICRO MIST
FILTER REGULATOR

NF
AIR FILTER

MF
MIST
SEPARATOR

MFD
MICRO MIST
SEPARATOR

NR
REGULATOR

NL
LUBRICATOR

N series
Mounting
bracket

DM
LARGE -
SIZED FILTER

ER
PRECISION
REGULATOR

PG/AFB
NDV/AD

AC/BC/CC
F.R.L.
COMBINATIONS

AFB/BC/CC
F.R.L.
COMBINATIONS

FR
FILTER
REGULATOR

F
AIR FILTER

R
REGULATOR

L
LUBRICATOR

PFC/PFR
PF/PL

A/B/C series
Mounting
bracket

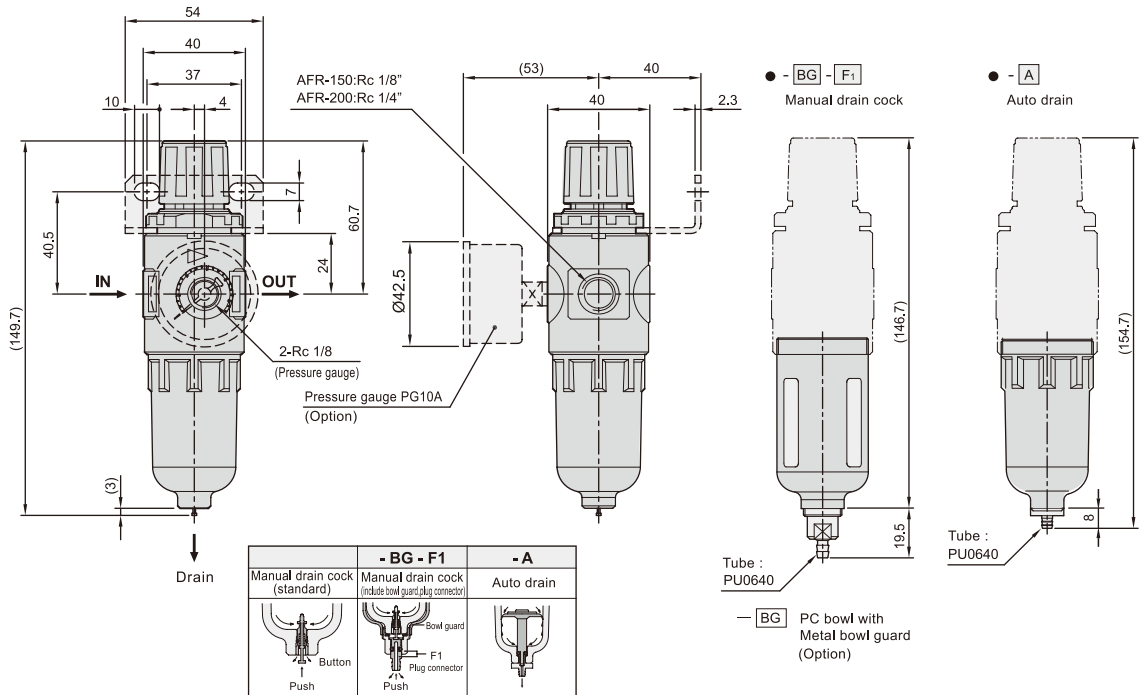


AIR LINE SERVICE UNIT - FILTER REGULATOR SERIES

External dimensions

CHELIC PNEUMATIC

AFR - 150 Standard



BFR - 200 - H Standard

