


Digital Code Switch



DP Series



Outline

DP – the market leading digital code switch – series are designed for use in wide range of industrial instruments.

Features

- High reliability with double gold-plated sliding contacts.
- Eco friendly:
 - 1) Low cost and lesser parts by VA design
 - 2) RoHS compliant
- Step angles: 13.85°, 15°, 20°, 27.69°, 30°
- Various types of codes: real binary, complementary binary, real gray, complementary gray (either inhibit and/or parity circuit enclosed in all codes for safety). Special codes also available.
- Duration of over 50000 switching cycles
- Waterproofed model available

Specifications

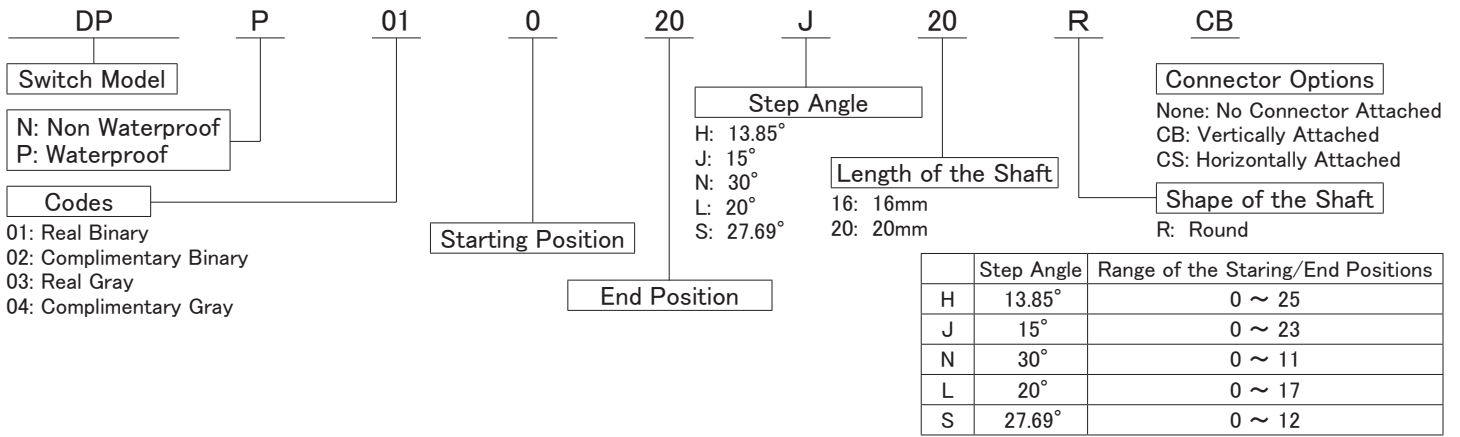
Items	Rated Value	
Operating temperature	-20°C ~ +70°C (-4F ~ 158F)	Keep the body unfrozen
Storage temperature	-40°C ~ +70°C (-40F ~ 158F)	
Rotational torque	0.1N ~ 0.2N	
Terminal strength	3N	
Panel nut tightening torque	2N · m	
Stopper strength	3N · m	
Vibration Durability	Range 10 ~ 55 ~ 10Hz/min	
	No defect found after 2h of vibration stroke for 1.5mm to each XYZ direction	
Contact resistance	≤ 100mΩ	

Insulation resistance	DC250V/ After 1min	Terminal to terminal	500MΩ ≤
	DC500V/ After 1min	Terminal to ground	5000MΩ ≤
Withstanding voltage	AC250/1min	Terminal to terminal	
	AC1500V/1min	Terminal to ground	
Load resistance	AC	5V 0.5A/ 48V 0.05A	
	DC	5V 0.25A/ 25V 0.05A	
Durability	Rotational	Over 50000 times rotations	
	Contact resistance	≤ 150mΩ	
	Insulation resistance	DC250V/50mΩ ≤ , (Over a min)	

Warranty

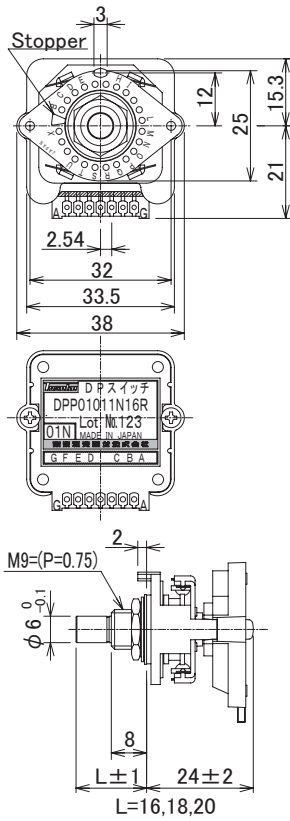
- 1 year from the date of shipment

Part Number Designation

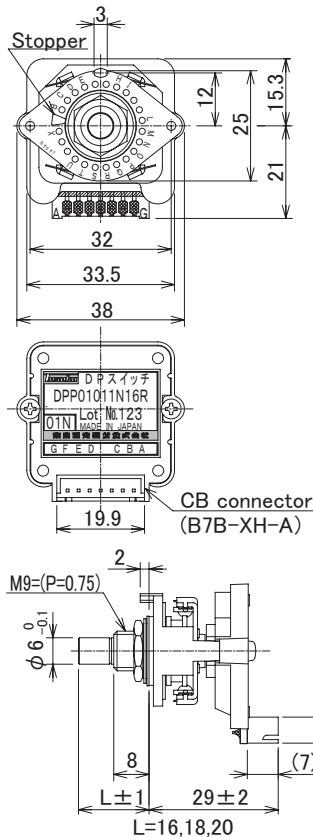


Dimensions (mm)

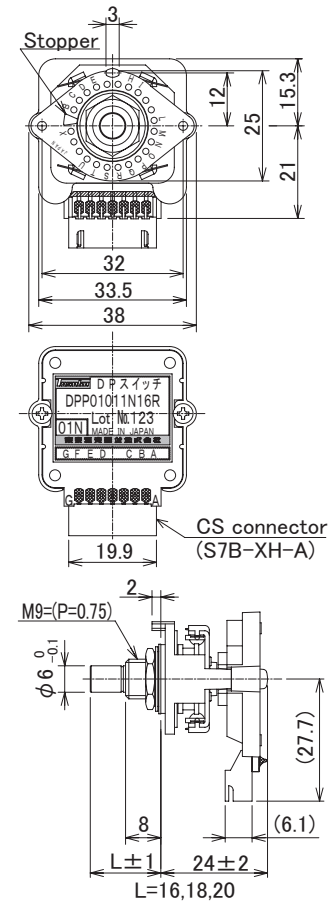
DPN/DPP



DPN/DPP with Connector CB

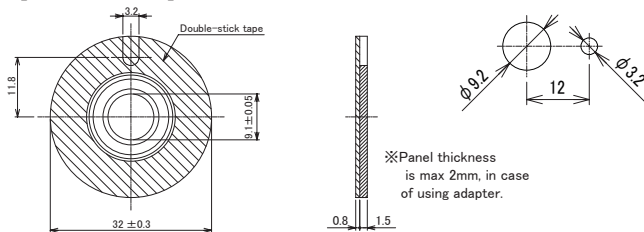


DPN/DPP with Connector CS

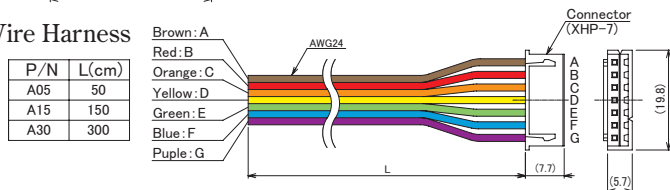


DP Accessory

Adapter (for waterproof)



Wire Harness



Precautions

● How to connect panel

1. Peel double-sided tape off.
2. Stick double-sided tape to the panel (Pay attention to direction of adapter)
3. Use M9nut, toothed lock washer and washer to tighten panel and adapter.
4. M9 nut tightening torque shall be up to 2N.m.
5. Use double-sided tape under clean condition.

PLEASE NOTE

1. Panel thickness shall be up to 2mm (to use adapter)
2. Panel thickness shall be up to 4mm (without adapter)

● Mounting hole dimensions

1. Make φ9.2 dimensions hole at the panel (to use adapter)
2. Check out left example to use without adapter

Code and Truth Tables

1. Angle of throw(H):13.85° (26-position)

Code : 01 BCD Real Code(with inhibit)

Terminal No.	Code Output	Switch Position																										
		0	1	2	3	4	5	6	7	8	9	10	11	12	13	14	15	16	17	18	19	20	21	22	23	24	25	
A	1		●																									
F	2			●																								
B	4				●																							
E	8						●																					
C	16							●																				
G	Inhibit	●	●	●	●	●	●	●	●	●	●	●	●	●	●	●	●	●	●	●	●	●	●	●	●	●	●	●

Dot(●) indicates terminal to common(D) connection.

6. Angle of throw(L):20° (18-position)

Code : 03 Gray Real Code(with parity)

Terminal No.	Code Output	Switch Position																	
		0	1	2	3	4	5	6	7	8	9	10	11	12	13	14	15	16	17
A			●																
F				●															
B					●														
E						●													
G	Parity	●	●	●	●	●	●	●	●	●	●	●	●	●	●	●	●	●	●

Dot(●) indicates terminal to common(D) connection.

2. Angle of throw(H):13.85° (26-position)

Code : 03 Gray Real Code(with parity)

Terminal No.	Code Output	Switch Position																										
		0	1	2	3	4	5	6	7	8	9	10	11	12	13	14	15	16	17	18	19	20	21	22	23	24	25	
A			●																									
F				●																								
B					●																							
E							●																					
C								●																				
G	Parity	●	●	●	●	●	●	●	●	●	●	●	●	●	●	●	●	●	●	●	●	●	●	●	●	●	●	●

Dot(●) indicates terminal to common(D) connection.

7. Angle of throw(N):30° (12-position)

Code : 03 Gray Real Code(with parity)

Terminal No.	Code Output	Switch Position												
		0	1	2	3	4	5	6	7	8	9	10	11	
A			●											
F				●										
B					●									
E						●								
C	Parity	●	●	●	●	●	●	●	●	●	●	●	●	●

Dot(●) indicates terminal to common(D) connection.

3. Angle of throw(J):15° (24-position)

Code : 01 BCD Real Code(with inhibit)

Terminal No.	Code Output	Switch Position																									
		0	1	2	3	4	5	6	7	8	9	10	11	12	13	14	15	16	17	18	19	20	21	22	23		
A	1		●																								
F	2			●																							
B	4				●																						
E	8						●																				
C	16							●																			
G	Inhibit	●	●	●	●	●	●	●	●	●	●	●	●	●	●	●	●	●	●	●	●	●	●	●	●	●	●

Dot(●) indicates terminal to common(D) connection.

8. Angle of throw(N):30° (12-position)

Code : 01 BCD Real Code(with inhibit and parity)

Terminal No.	Code Output	Switch Position												
		0	1	2	3	4	5	6	7	8	9	10	11	
A	1		●											
F	2			●										
B	4				●									
E	8					●								
C	Parity	●	●	●	●	●	●	●	●	●	●	●	●	●
G	Inhibit	●	●	●	●	●	●	●	●	●	●	●	●	●

Dot(●) indicates terminal to common(D) connection.

4. Angle of throw(J):15° (24-position)

Code : 03 Gray Real Code(with parity)

Terminal No.	Code Output	Switch Position																									
		0	1	2	3	4	5	6	7	8	9	10	11	12	13	14	15	16	17	18	19	20	21	22	23		
A			●																								
F				●																							
B					●																						
E							●																				
C								●																			
G	Parity	●	●	●	●	●	●	●	●	●	●	●	●	●	●	●	●	●	●	●	●	●	●	●	●	●	●

Dot(●) indicates terminal to common(D) connection.

9. Angle of throw(S):27.69° (13-position)

Code : 01 BCD Real Code(with inhibit and parity)

Terminal No.	Code Output	Switch Position												
		0	1	2	3	4	5	6	7	8	9	10	11	12
A	1		●											
F	2			●										
B	4				●									
E	8					●								
C	Parity	●	●	●	●	●	●	●	●	●	●	●	●	●
G	Inhibit	●	●	●	●	●	●	●	●	●	●	●	●	●

Dot(●) indicates terminal to common(D) connection.

5. Angle of throw(L):20° (18-position)

Code : 01 BCD Real Code(with inhibit)

Terminal No.	Code Output	Switch Position																	
		0	1	2	3	4	5	6	7	8	9	10	11	12	13	14	15	16	17
A	1		●																
F	2			●															
B	4				●														
E	8						●												
C	16							●											
G	Inhibit	●	●	●	●	●	●	●	●	●	●	●	●	●	●	●	●	●	●

Dot(●) indicates terminal to common(D) connection.

10. Angle of throw(S):27.69° (13-position)

Code : 03 Gray Real Code(with parity)

Terminal No.	Code Output	Switch Position												
		0	1	2	3	4	5	6	7	8	9	10	11	12
A			●											
F				●										
B					●									
E						●								
C	Parity	●	●	●	●	●	●	●	●	●	●	●	●	●

Dot(●) indicates terminal to common(D) connection.