

## Proximity switch

for pneumatic fastening clamps, inductive sensor

### SPECIFICATION

Voltage range: 10 to 30 VDC  
 Switch load: 0 to 100 mA  
 Voltage drop:  $\leq 2$  V  
 Temperature range: 0 °C to 50 °C  
 Protection class: IP 65  
 LED-Indication:

- green: operating voltage
- red: switch position closed
- yellow: switch position open

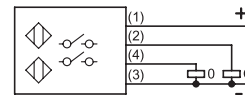
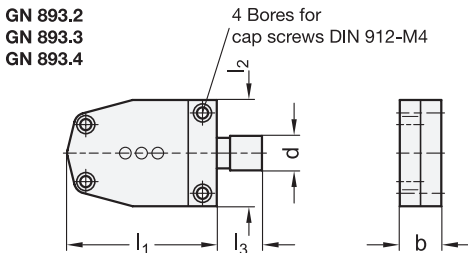
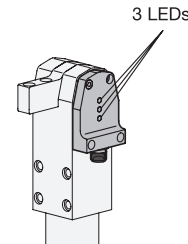
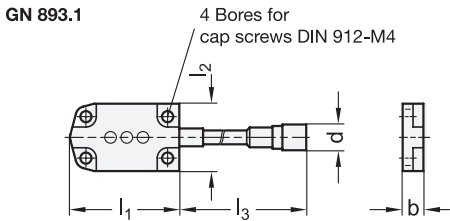
### INFORMATION

With these GN 893.1, GN 893.2, GN 893.3 and GN 893.4 proximity switches pneumatic fastening clamps can induce controlled signals whereby the LEDs indicate the operating and switch positions. The proximity switches can be screwed directly on to the pneumatic fastening clamps. The position of the switches can be on either side. A plastic intermediate plate and two cap screws M4 are included.

### ACCESSORY

Cable with connector  
 4-pole, 5 or 10 meters long:

- GN 330-M12x1-4-G-5 (see page 1448)
- GN 330-M12x1-4-G-10 (see page 1448)



### GN 893.1 / GN 893.2 / GN 893.3 / GN 893.4

Pneumatic fastening clamps	Proximity switch	b	d Connector 4-pole	l1 -0.2	l2	l3	⌀
GN 864-20-BL	GN 893.1	8	M 12 x 1	42	26	150 (PVC cable)	20
GN 864-32-BL	GN 893.2	16	M 12 x 1	57,5	41	10	26
GN 864-40-BL	GN 893.3	16	M 12 x 1	73	48	10	31
GN 864-50-BL	GN 893.4	16	M 12 x 1	73	48	10	31
GN 865-20-BI	GN 893.1	8	M 12 x 1	42	26	150 (PVC cable)	20
GN 865-32-BI	GN 893.2	16	M 12 x 1	57,5	41	10	26
GN 865-40-BI	GN 893.3	16	M 12 x 1	73	48	10	31
GN 865-50-BI	GN 893.4	16	M 12 x 1	73	48	10	31
GN 866-20-BC	GN 893.1	8	M 12 x 1	42	26	150 (PVC cable)	20
GN 866-32-BC	GN 893.2	16	M 12 x 1	57,5	41	10	26
GN 866-40-BC	GN 893.3	16	M 12 x 1	73	48	10	31